


# AKM<sup>®</sup> 2G

## Performance Curves



Edition: A, June 2019

Part Number: 903-900001-00



For safe and proper use, follow these instructions.  
Keep them for future reference.

**KOLLMORGEN**<sup>®</sup>

*Because Motion Matters™*

**Record of Document Revisions**

Revision	Date	Remarks
A	05/2019	Initial release, first edition
B	06/2019	Update curve image key

**Trademarks**

- AKM is a registered trademark of Kollmorgen Corporation
- EnDat is a registered trademark of Dr. Johannes Heidenhain GmbH
- HIPERFACE is a registered trademark of Max Stegmann GmbH
- HIPERFACE DSL® is registered trademark of SICK STEGMANN GmbH.
- DRIVE-CLiQ and SIMATIC are registered trademarks of SIEMENS Aktiengesellschaft
- SpeedTec is a registered trademark of TE Connectivity Industrial GmbH

# 1 Document Overview

The purpose of this document is to define the *AKM2G servo motor torque characteristic versus speed*, which is dependent on input voltage, plus specific motor options such as: winding, feedback device, brake, and shaft seal.

These speed/torque performance curves will assist in motor sizing and selection for a given application.

## 1.1 Motor Sizing Considerations

Evaluation of motor torque requirements can be divided into two major categories:

- Forces required to accommodate the desired task, and
- Forces to overcome frictional or efficiency losses

The calculated torques are summed when acting concurrently and then applied together based on the overall machine duty cycle. A root-mean-square (RMS) torque calculation is used to determine the effective torque required by the motor to be compared with the continuous torque rating of a motor.

The process of choosing a motor most often requires iterative calculations since the motor inertia is a factor in determining the acceleration torque and RMS requirement. In addition to the RMS requirement, the motor/drive combination chosen must be able to provide peak torque for the required duration.

For further in-depth instruction on motor selection, please visit the Kollmorgen Application Sizing Guide:

[https://www.kollmorgen.com/sites/default/files/public\\_downloads/Application\\_Sizing\\_Guide\\_en-US.pdf](https://www.kollmorgen.com/sites/default/files/public_downloads/Application_Sizing_Guide_en-US.pdf)

## 1.2 Performance Curve Overview

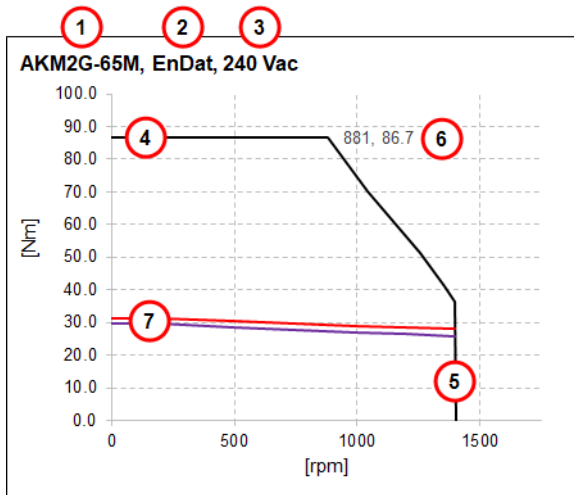
The performance characteristics of a brushless servo system (motor/drives combination) are described by a torque/speed operating envelope. As stated in (→ #3), the performance curve is separated into two main areas: the continuous duty and intermittent duty zones of the system.

### 1.2.1 Continuous Duty Zone

The continuous duty zone is bordered by the maximum continuous torque line up to the intersection with the intermittent duty line. The continuous torque line is set by either the motor's maximum rated temperature, or the drives' rated continuous current output, whichever is less. The system voltage limit line is set by the voltage rating of the drives, the line voltage supplied, and the motor winding. The system can operate on a continuous basis anywhere within this area, assuming the ambient temperature is 40°C or less. See notes below for additional variables that may affect the continuous torque specification.

### 1.2.2 Intermittent (Peak) Duty Zone

The intermittent duty zone is bordered by the peak torque line and the system voltage limit line. The peak torque line is set by either the drives' peak current rating, which the drive can produce for a limited time, or the maximum rated peak current for the motor, whichever is less. Refer to the Rating Data on the pages that follow. Note: Higher torque levels may be achievable at higher power levels.



1. Motor Frame / Stack and Winding
2. Feedback Device
3. Input Voltage
4. Peak Torque
5. Maximum Speed
6. Defined Torque / Speed at knee in peak envelope (intersection of system peak torque with voltage limit line)
7. Continuous Torque (see (→ # 4), (→ # 4))

**Note 1**

Continuous torque is dependent, in part, by the selection of available Brake and Shaft seal options. To limit the number of curve iterations included in this document, only two continuous torque curves are shown:

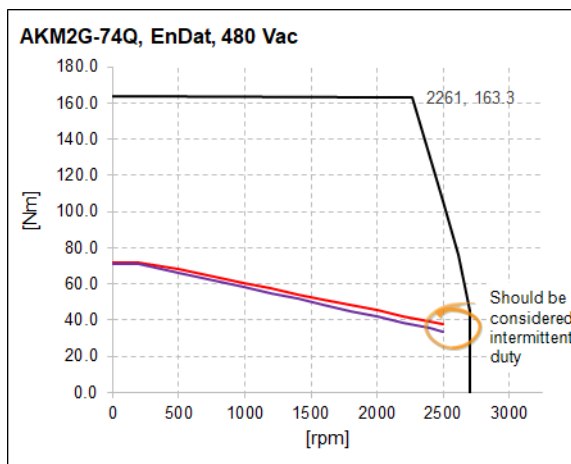
1. the best-case maximum continuous torque [Tc]: Motor with No Brake, No Shaft seal (**Red line**)
2. the worst-case minimum continuous torque [Tc]: Motor with +Brake, and with +Shaft seal (**Purple line**)

For detailed speed/torque curves that can be configured for alternative combinations, please refer to Kollmorgen’s AKM/AKM2G Performance Curve Generator:

<http://pcgh.kollmorgen.com/>

**Note 2**

In rare instances, the continuous torque curve is speed-limited due to the combination of feedback device, brake, seal options and the thermal characteristics of the base motor. In these cases, the continuous torque values will appear to end abruptly on the speed/torque curve. Torque/speed points beyond the continuous curve shown should be considered as intermittent.



## 2 EnDat [LD]

2.1	AKM2G-21D [EnDat Feedback]	7
2.2	AKM2G-21E [EnDat Feedback]	8
2.3	AKM2G-21G [EnDat Feedback]	9
2.4	AKM2G-22D [EnDat Feedback]	10
2.5	AKM2G-22E [EnDat Feedback]	11
2.6	AKM2G-23D [EnDat Feedback]	12
2.7	AKM2G-23E [EnDat Feedback]	13
2.8	AKM2G-23F [EnDat Feedback]	14
2.9	AKM2G-24D [EnDat Feedback]	15
2.10	AKM2G-24E [EnDat Feedback]	16
2.11	AKM2G-24F [EnDat Feedback]	17
2.12	AKM2G-31C [EnDat Feedback]	18
2.13	AKM2G-31D [EnDat Feedback]	19
2.14	AKM2G-31E [EnDat Feedback]	20
2.15	AKM2G-32D [EnDat Feedback]	21
2.16	AKM2G-32E [EnDat Feedback]	22
2.17	AKM2G-32G [EnDat Feedback]	23
2.18	AKM2G-33E [EnDat Feedback]	24
2.19	AKM2G-33G [EnDat Feedback]	25
2.20	AKM2G-33H [EnDat Feedback]	26
2.21	AKM2G-41D [EnDat Feedback]	27
2.22	AKM2G-41E [EnDat Feedback]	28
2.23	AKM2G-41G [EnDat Feedback]	29
2.24	AKM2G-42D [EnDat Feedback]	30
2.25	AKM2G-42E [EnDat Feedback]	31
2.26	AKM2G-42H [EnDat Feedback]	32
2.27	AKM2G-43D [EnDat Feedback]	33
2.28	AKM2G-43G [EnDat Feedback]	34
2.29	AKM2G-43I [EnDat Feedback]	35
2.30	AKM2G-44E [EnDat Feedback]	36
2.31	AKM2G-44H [EnDat Feedback]	37
2.32	AKM2G-44J [EnDat Feedback]	38
2.33	AKM2G-51H [EnDat Feedback]	39
2.34	AKM2G-51I [EnDat Feedback]	40
2.35	AKM2G-51K [EnDat Feedback]	41
2.36	AKM2G-52H [EnDat Feedback]	42
2.37	AKM2G-51K [EnDat Feedback]	43
2.38	AKM2G-52L [EnDat Feedback]	44
2.39	AKM2G-53H [EnDat Feedback]	45
2.40	AKM2G-53L [EnDat Feedback]	46
2.41	AKM2G-53M [EnDat Feedback]	47
2.42	AKM2G-54L [EnDat Feedback]	48
2.43	AKM2G-54M [EnDat Feedback]	49
2.44	AKM2G-54N [EnDat Feedback]	50
2.45	AKM2G-62K [EnDat Feedback]	51
2.46	AKM2G-62L [EnDat Feedback]	52
2.47	AKM2G-62M [EnDat Feedback]	53
2.48	AKM2G-63K [EnDat Feedback]	54

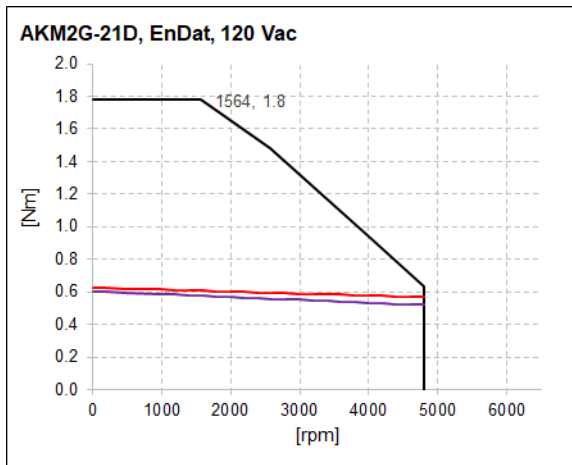
---

<b>2.49</b>	<b>AKM2G-63M [EnDat Feedback]</b>	<b>55</b>
<b>2.50</b>	<b>AKM2G-63N [EnDat Feedback]</b>	<b>56</b>
<b>2.51</b>	<b>AKM2G-64L [EnDat Feedback]</b>	<b>57</b>
<b>2.52</b>	<b>AKM2G-64M [EnDat Feedback]</b>	<b>58</b>
<b>2.53</b>	<b>AKM2G-64N [EnDat Feedback]</b>	<b>59</b>
<b>2.54</b>	<b>AKM2G-65L [EnDat Feedback]</b>	<b>60</b>
<b>2.55</b>	<b>AKM2G-65M [EnDat Feedback]</b>	<b>61</b>
<b>2.56</b>	<b>AKM2G-65N [EnDat Feedback]</b>	<b>62</b>
<b>2.57</b>	<b>AKM2G-71L [EnDat Feedback]</b>	<b>63</b>
<b>2.58</b>	<b>AKM2G-71N [EnDat Feedback]</b>	<b>64</b>
<b>2.59</b>	<b>AKM2G-71P [EnDat Feedback]</b>	<b>65</b>
<b>2.60</b>	<b>AKM2G-72L [EnDat Feedback]</b>	<b>66</b>
<b>2.61</b>	<b>AKM2G-72N [EnDat Feedback]</b>	<b>67</b>
<b>2.62</b>	<b>AKM2G-72P [EnDat Feedback]</b>	<b>68</b>
<b>2.63</b>	<b>AKM2G-73L [EnDat Feedback]</b>	<b>69</b>
<b>2.64</b>	<b>AKM2G-73N [EnDat Feedback]</b>	<b>70</b>
<b>2.65</b>	<b>AKM2G-73Q [EnDat Feedback]</b>	<b>71</b>
<b>2.66</b>	<b>AKM2G-74P [EnDat Feedback]</b>	<b>72</b>
<b>2.67</b>	<b>AKM2G-74Q [EnDat Feedback]</b>	<b>73</b>
<b>2.68</b>	<b>AKM2G-74R [EnDat Feedback]</b>	<b>74</b>

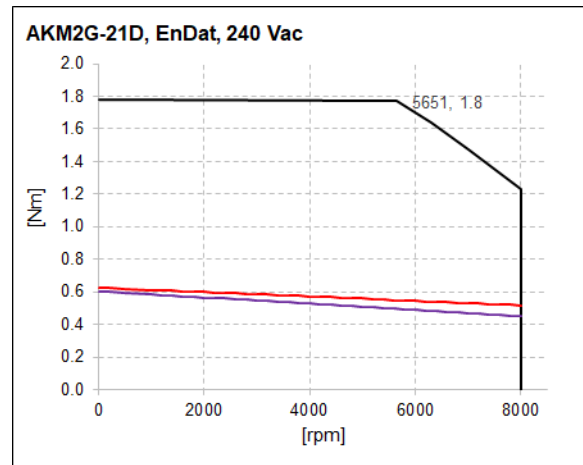
## 2.1 AKM2G-21D [EnDat Feedback]

Part Number: AKM2G-21DxxxxLDxx

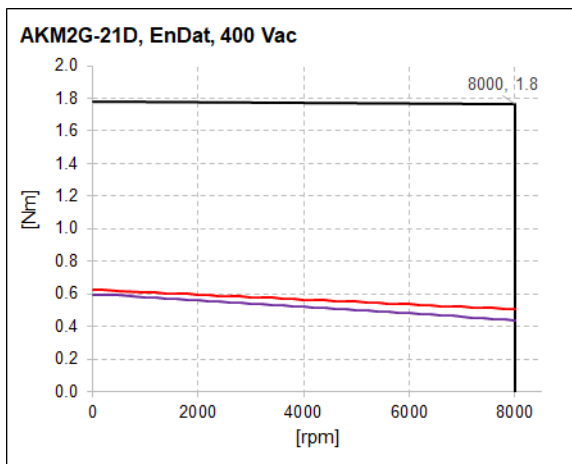
[a] Vbus: 120 VAC



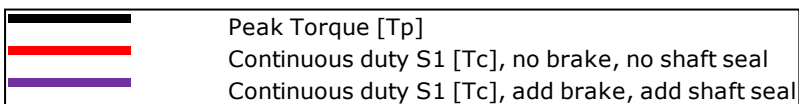
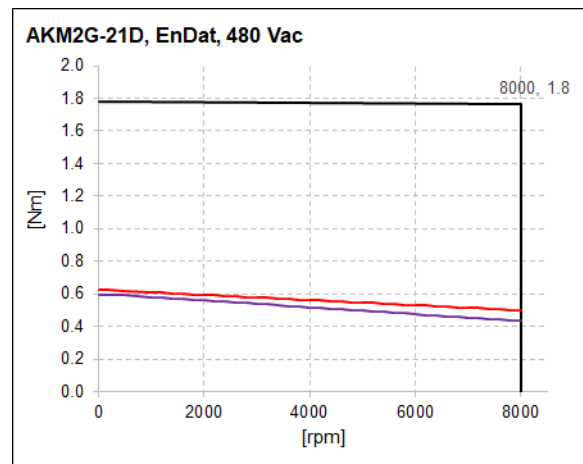
[b] Vbus: 240 VAC



[c] Vbus: 400 VAC



[d] Vbus: 480 VAC

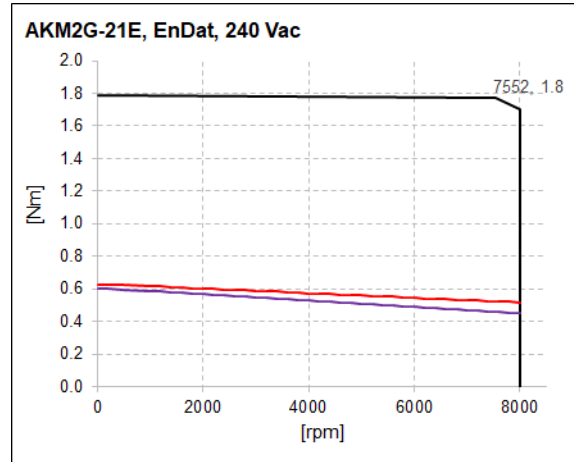
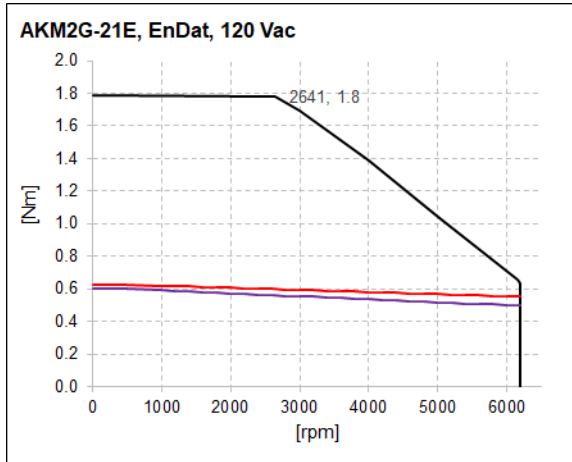


## 2.2 AKM2G-21E [EnDat Feedback]

Part Number: AKM2G-21ExxxxLDxx

[a] Vbus: 120 VAC

[b] Vbus: 240 VAC



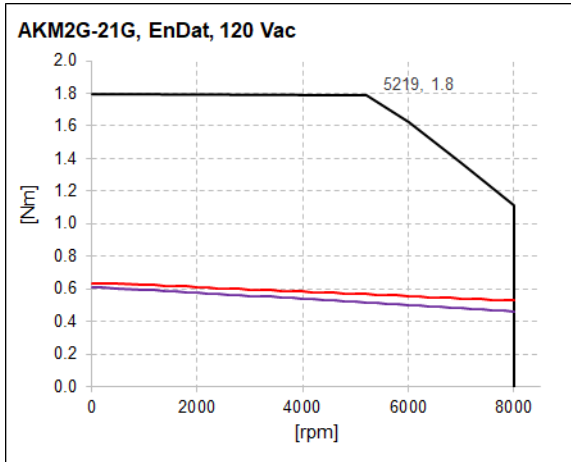
	Peak Torque [Tp]
	Continuous duty S1 [Tc], no brake, no shaft seal
	Continuous duty S1 [Tc], add brake, add shaft seal






### 2.3 AKM2G-21G [EnDat Feedback]

Part Number: AKM2G-21GxxxxLDxx

[a] Vbus: 120 VAC

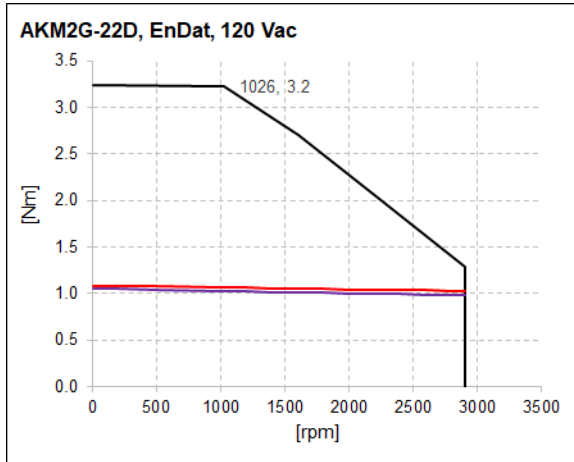


	Peak Torque [Tp]
	Continuous duty S1 [Tc], no brake, no shaft seal
	Continuous duty S1 [Tc], add brake, add shaft seal

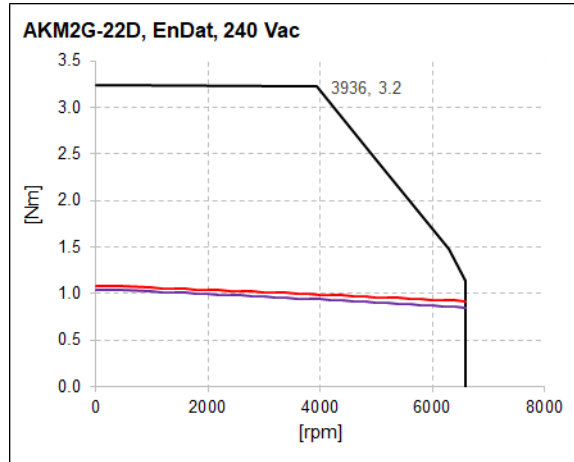
## 2.4 AKM2G-22D [EnDat Feedback]

Part Number: AKM2G-22DxxxxLDxx

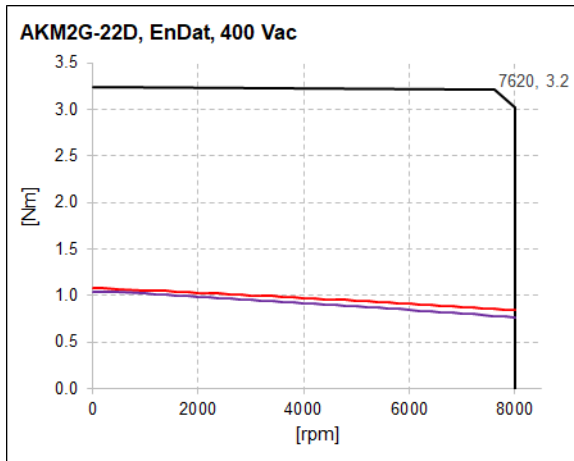
[a] Vbus: 120 VAC



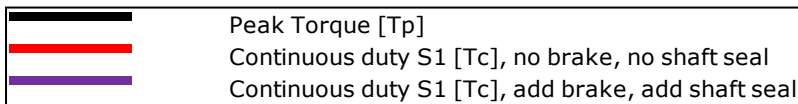
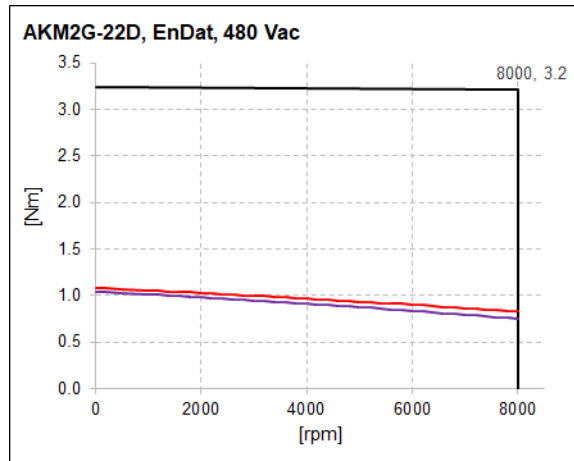
[b] Vbus: 240 VAC



[c] Vbus: 400 VAC



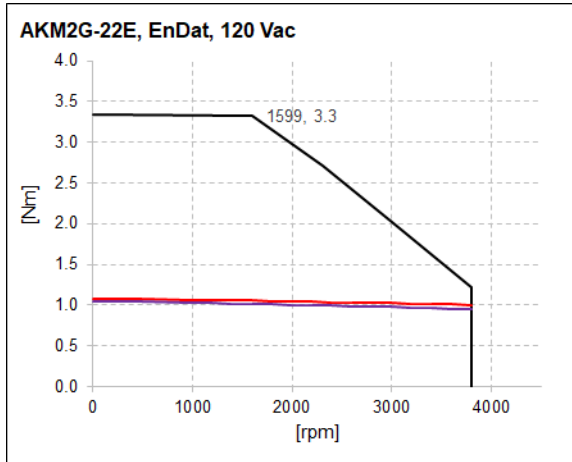
[d] Vbus: 480 VAC



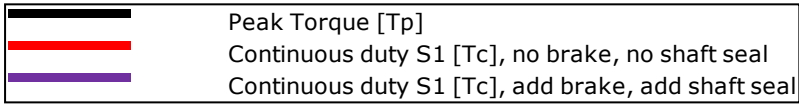
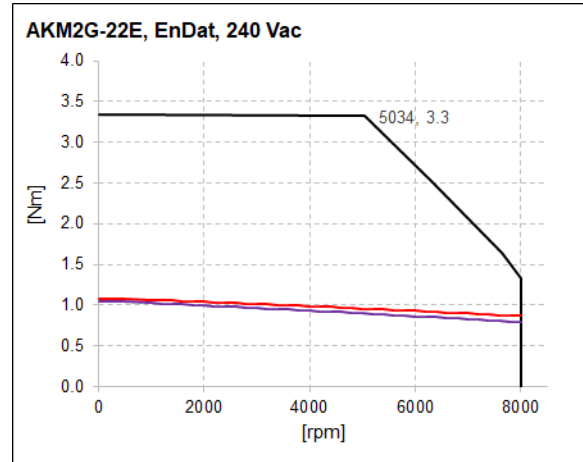
## 2.5 AKM2G-22E [EnDat Feedback]

Part Number: AKM2G-22ExxxxLDxx

[a] Vbus: 120 VAC



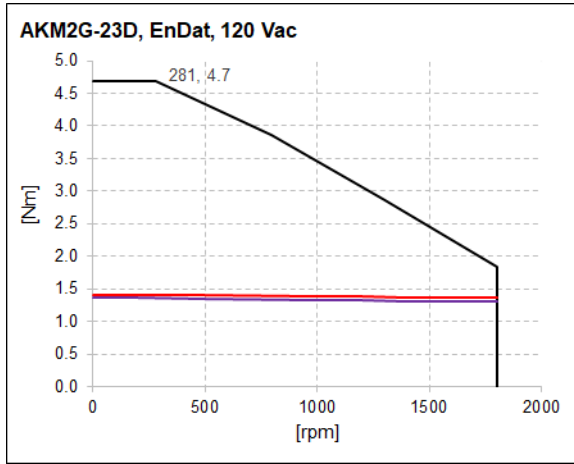
[b] Vbus: 240 VAC



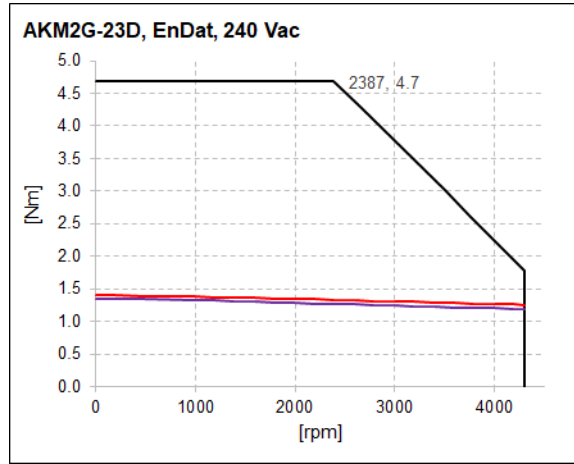
## 2.6 AKM2G-23D [EnDat Feedback]

Part Number: AKM2G-23DxxxxLDxx

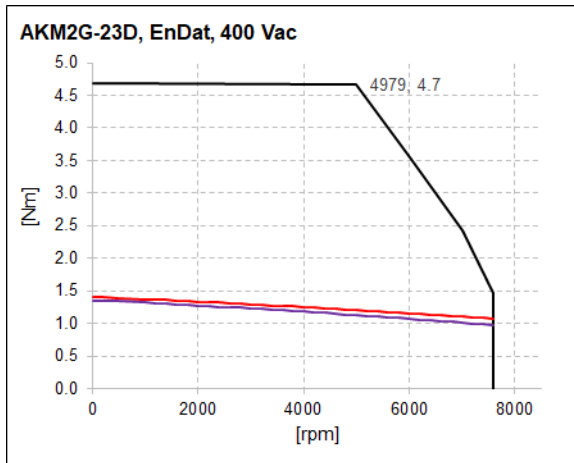
[a] Vbus: 120 VAC



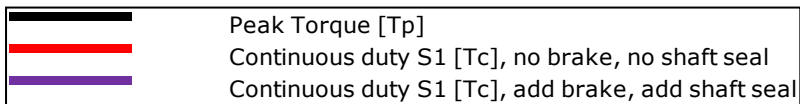
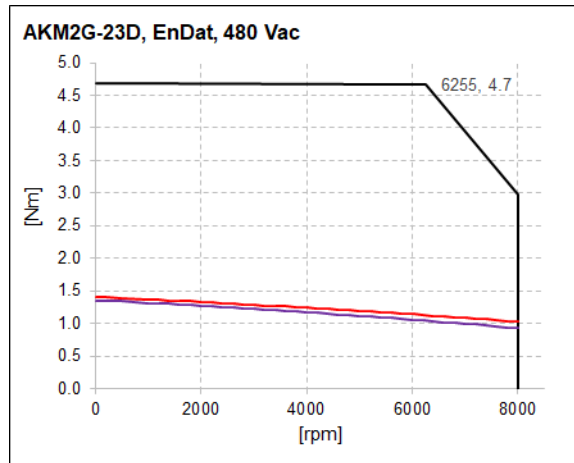
[b] Vbus: 240 VAC



[c] Vbus: 400 VAC



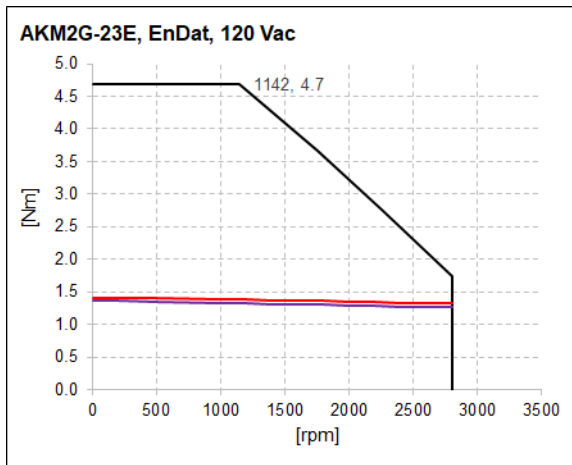
[d] Vbus: 480 VAC



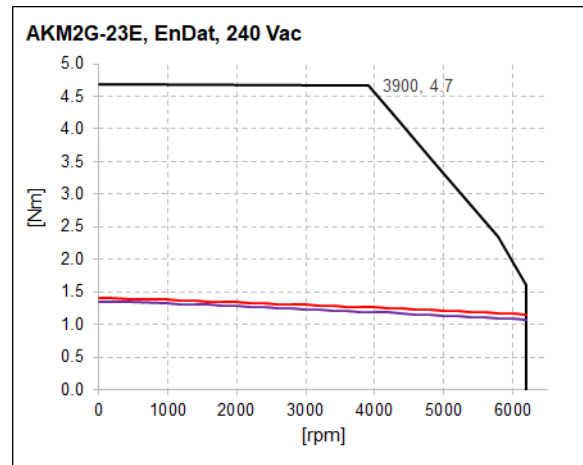
## 2.7 AKM2G-23E [EnDat Feedback]

Part Number: AKM2G-23ExxxxLDxx

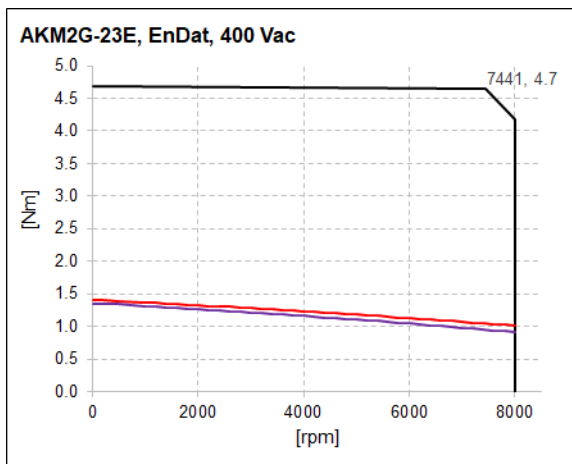
[a] Vbus: 120 VAC



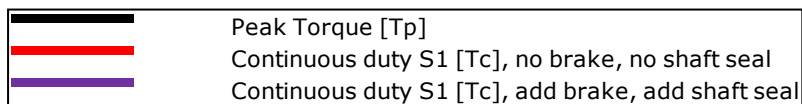
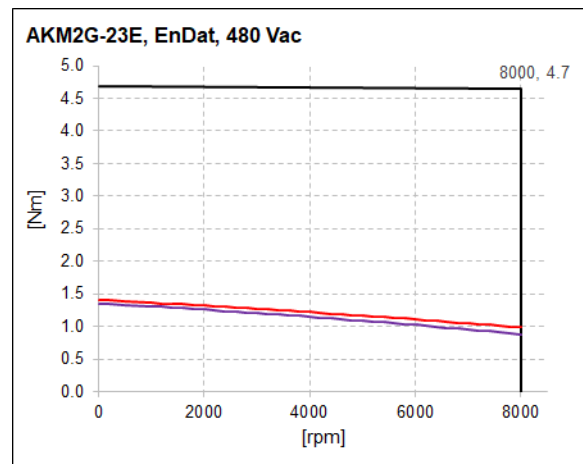
[b] Vbus: 240 VAC



[c] Vbus: 400 VAC



[d] Vbus: 480 VAC

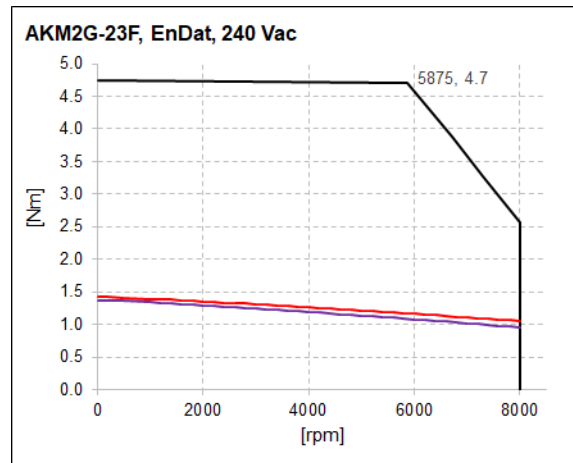
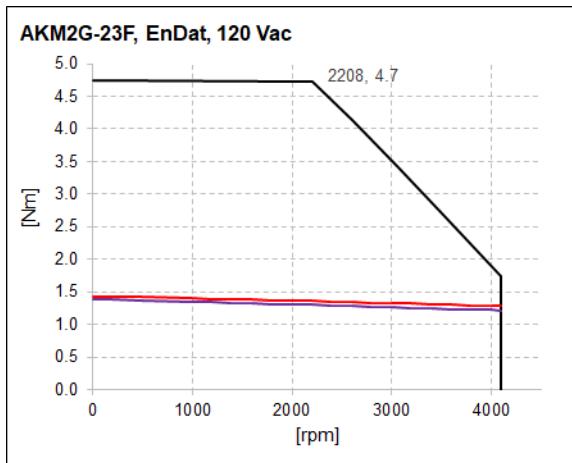





## 2.8 AKM2G-23F [EnDat Feedback]

Part Number: AKM2G-23FxxxxLDxx

[a] Vbus: 120 VAC

[b] Vbus: 240 VAC

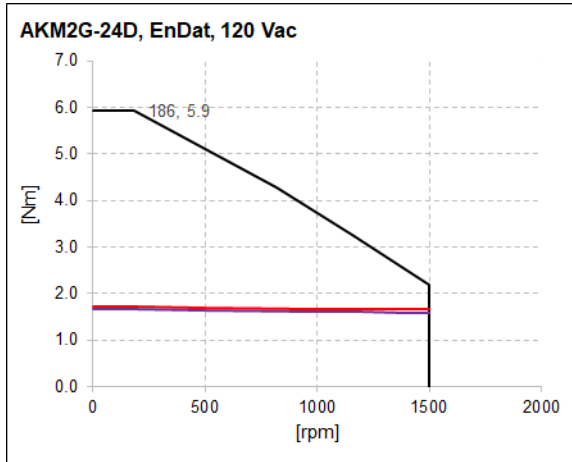


	Peak Torque [Tp]
	Continuous duty S1 [Tc], no brake, no shaft seal
	Continuous duty S1 [Tc], add brake, add shaft seal

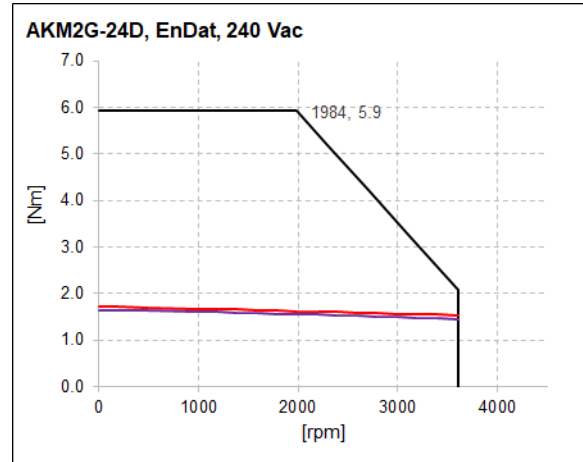
## 2.9 AKM2G-24D [EnDat Feedback]

Part Number: AKM2G-24DxxxxLDxx

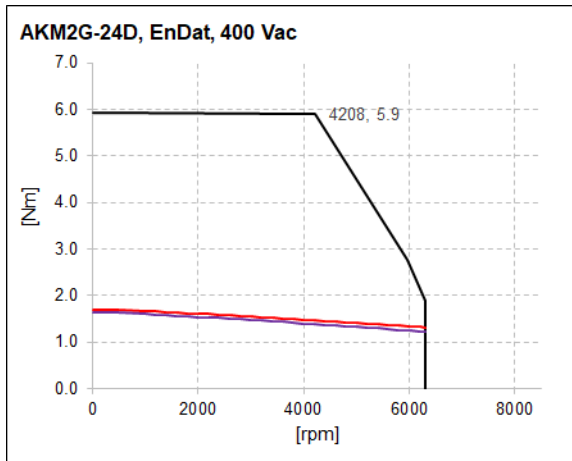
[a] Vbus: 120 VAC



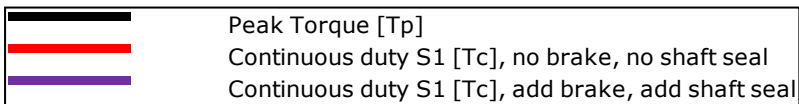
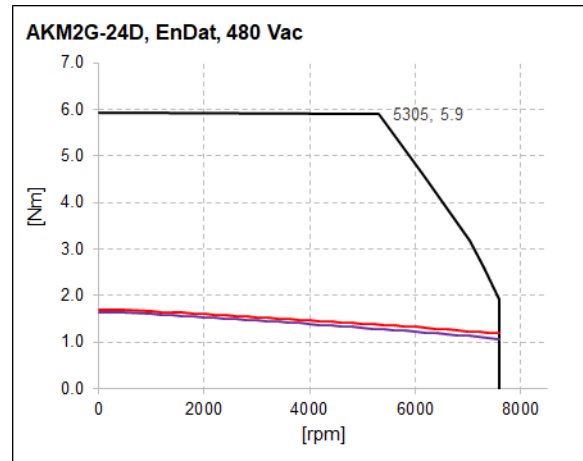
[b] Vbus: 240 VAC



[c] Vbus: 400 VAC



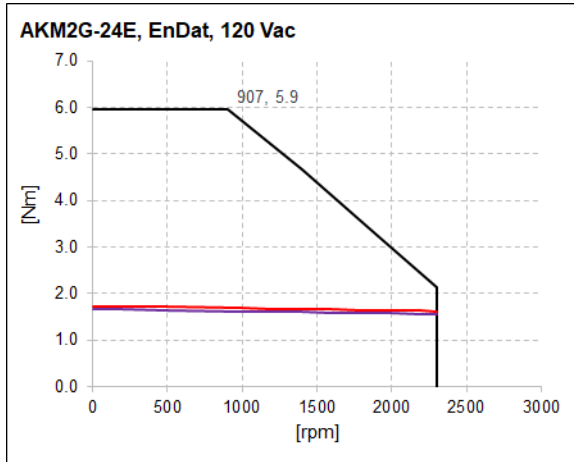
[d] Vbus: 480 VAC



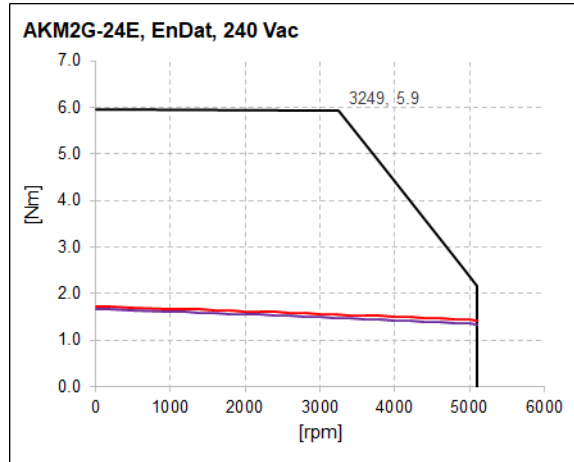
### 2.10 AKM2G-24E [EnDat Feedback]

Part Number: AKM2G-24ExxxxLDxx

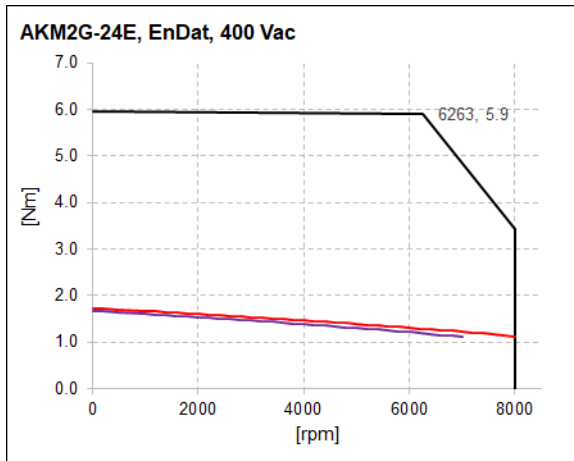
[a] Vbus: 120 VAC



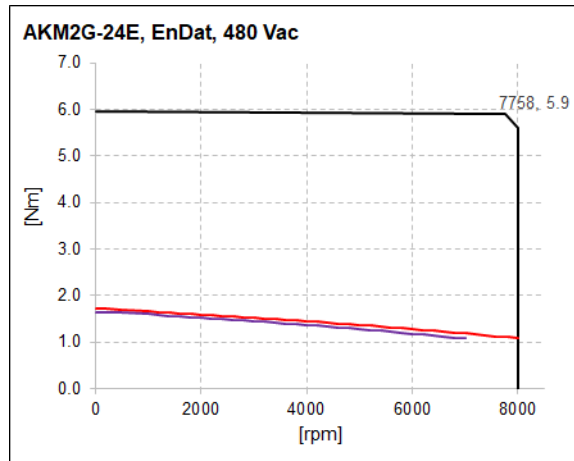
[b] Vbus: 240 VAC



[c] Vbus: 400 VAC



[d] Vbus: 480 VAC



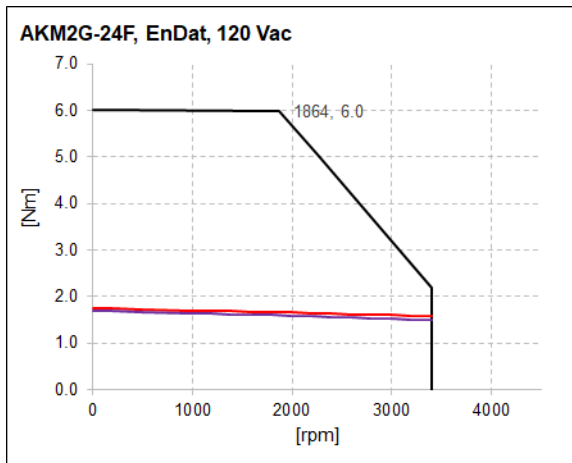
	Peak Torque [Tp]
	Continuous duty S1 [Tc], no brake, no shaft seal
	Continuous duty S1 [Tc], add brake, add shaft seal



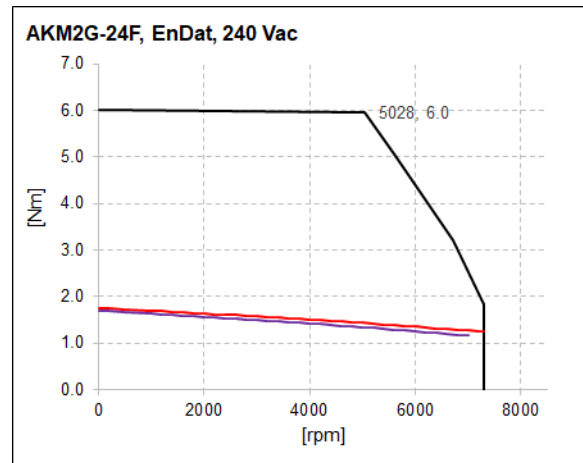
## 2.11 AKM2G-24F [EnDat Feedback]

Part Number: AKM2G-24FxxxxLDxx

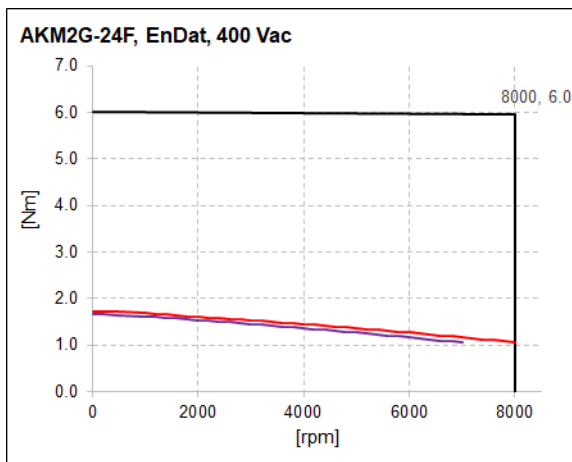
[a] Vbus: 120 VAC



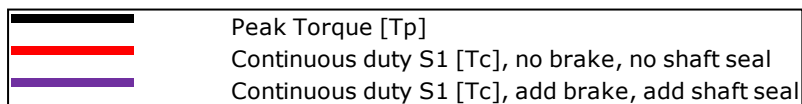
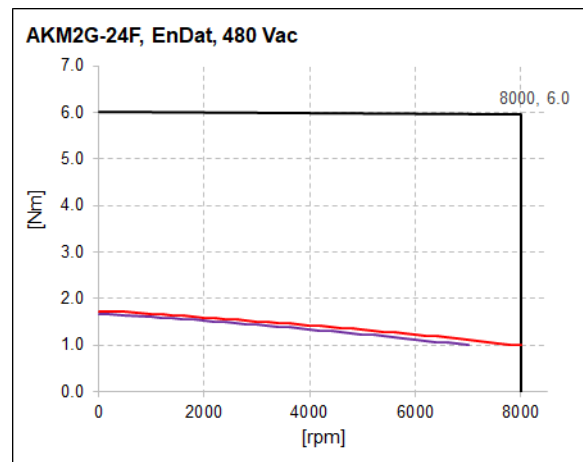
[b] Vbus: 240 VAC



[c] Vbus: 400 VAC



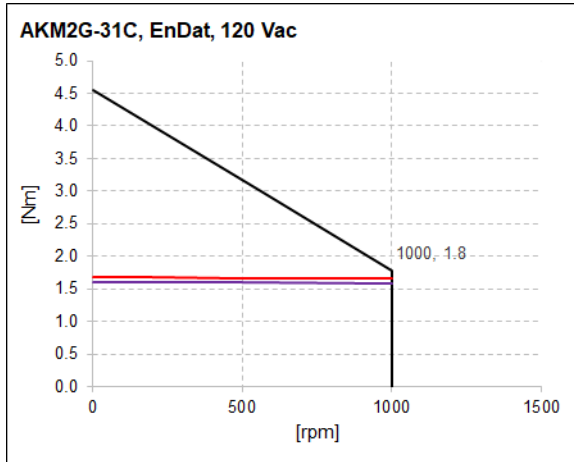
[d] Vbus: 480 VAC



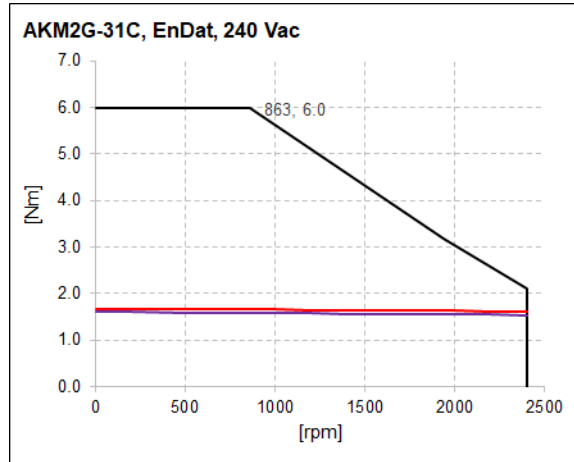
### 2.12 AKM2G-31C [EnDat Feedback]

Part Number: AKM2G-31CxxxxLDxx

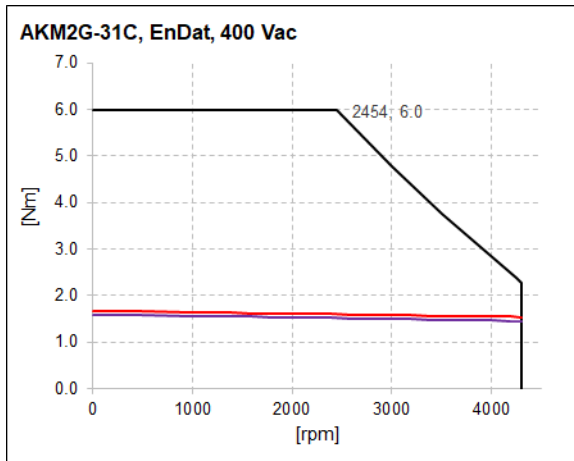
[a] Vbus: 120 VAC



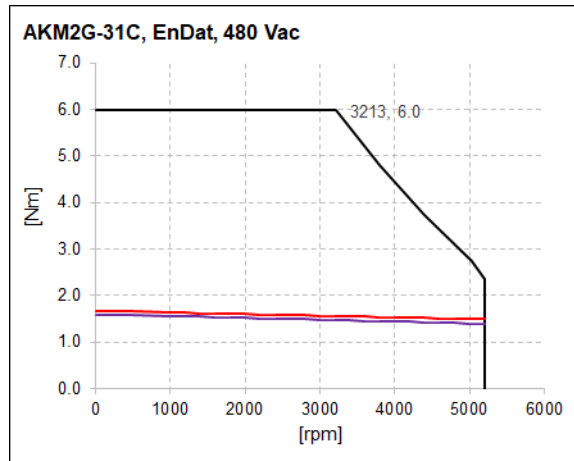
[b] Vbus: 240 VAC



[c] Vbus: 400 VAC



[d] Vbus: 480 VAC

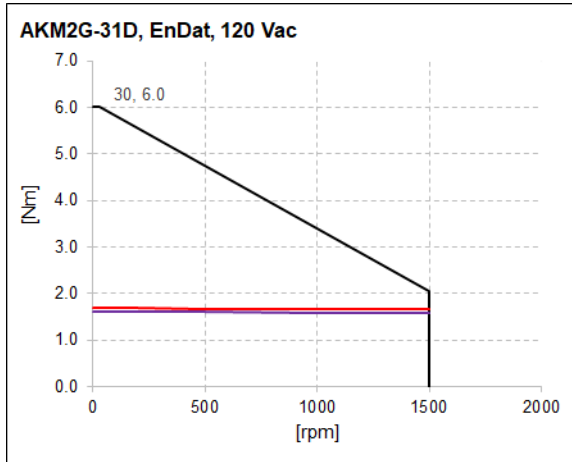


	Peak Torque [Tp]
	Continuous duty S1 [Tc], no brake, no shaft seal
	Continuous duty S1 [Tc], add brake, add shaft seal

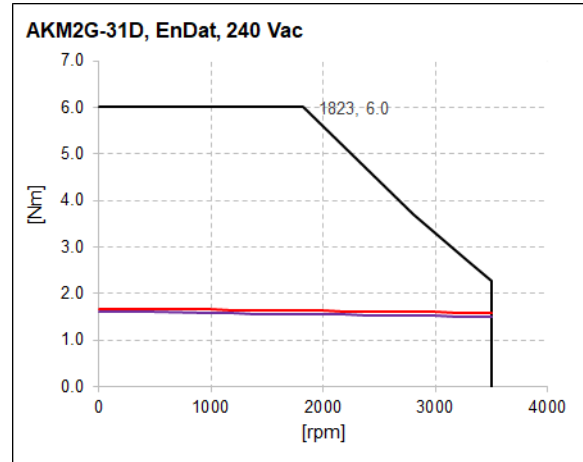
### 2.13 AKM2G-31D [EnDat Feedback]

Part Number: AKM2G-31DxxxxLDxx

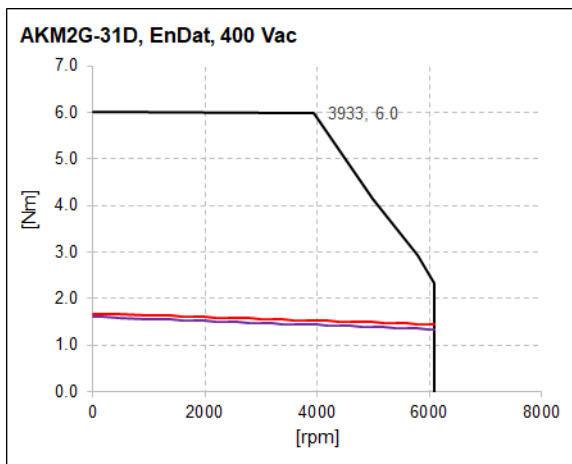
[a] Vbus: 120 VAC



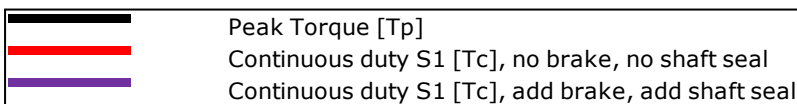
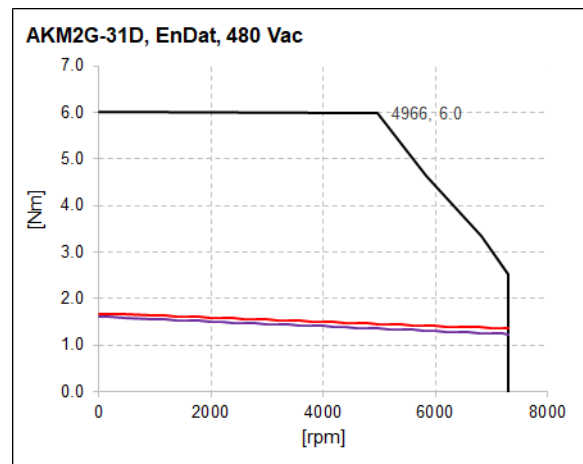
[b] Vbus: 240 VAC



[c] Vbus: 400 VAC



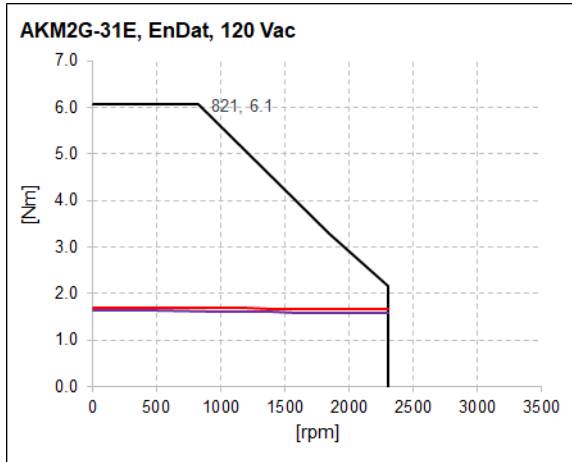
[d] Vbus: 480 VAC



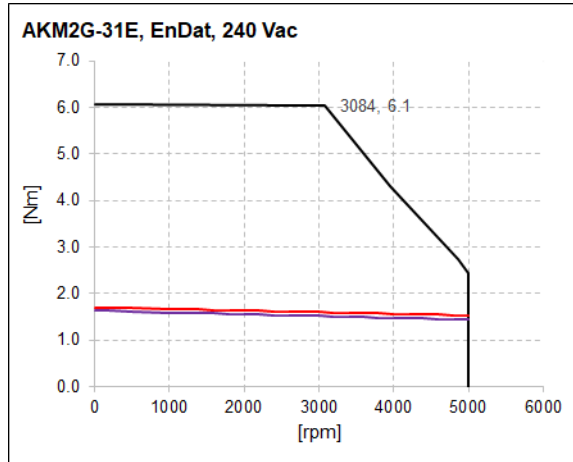
### 2.14 AKM2G-31E [EnDat Feedback]

Part Number: AKM2G-31ExxxxLDxx

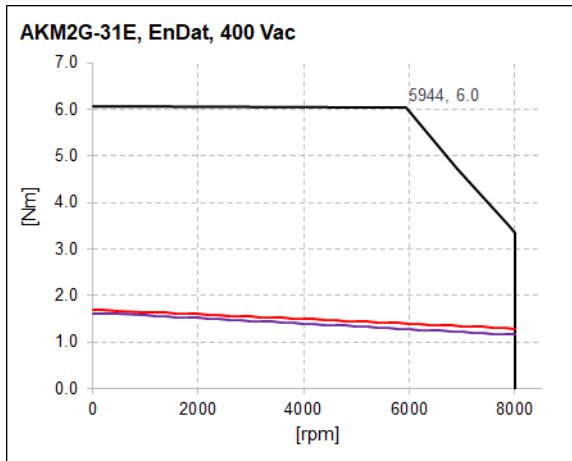
[a] Vbus: 120 VAC



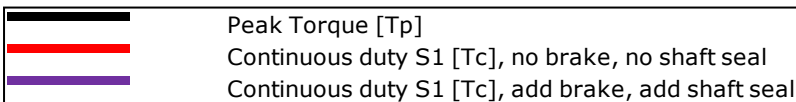
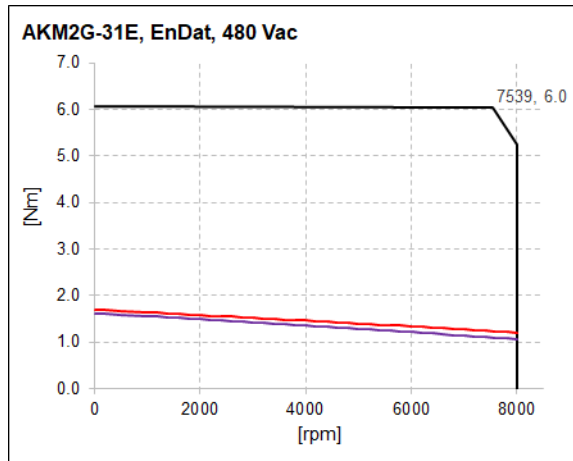
[b] Vbus: 240 VAC



[c] Vbus: 400 VAC



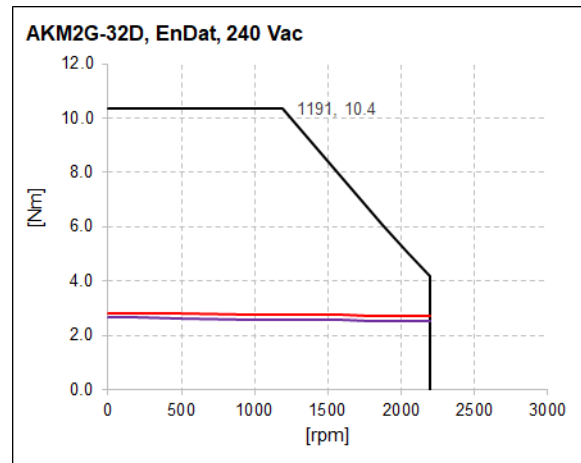
[d] Vbus: 480 VAC



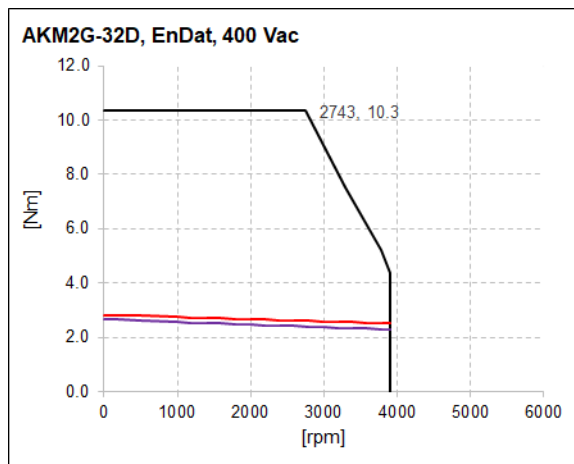
## 2.15 AKM2G-32D [EnDat Feedback]

Part Number: AKM2G-32DxxxxLDxx

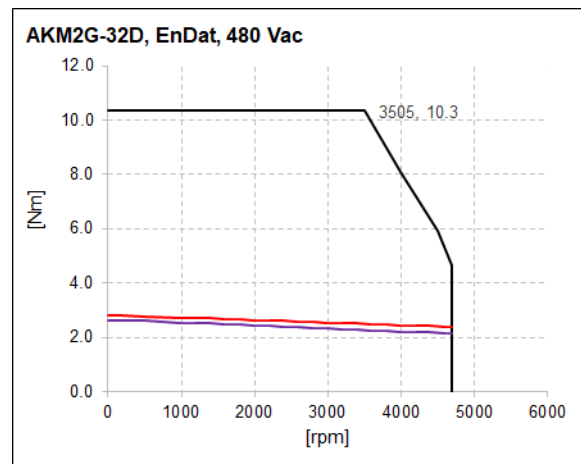
[b] Vbus: 240 VAC



[c] Vbus: 400 VAC



[d] Vbus: 480 VAC



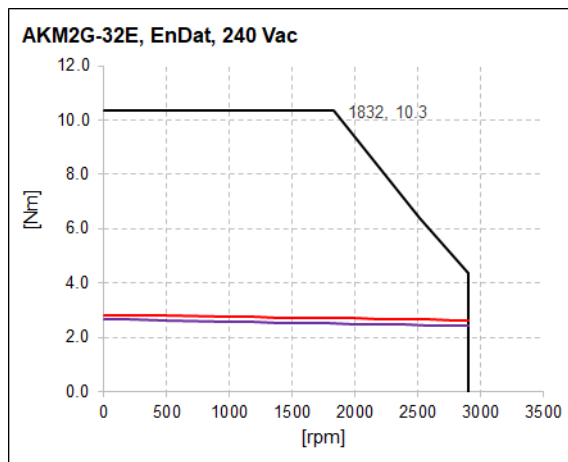
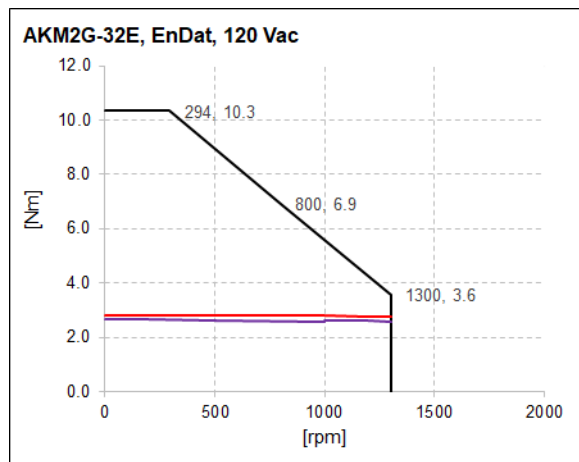
	Peak Torque [Tp]
	Continuous duty S1 [Tc], no brake, no shaft seal
	Continuous duty S1 [Tc], add brake, add shaft seal

## 2.16 AKM2G-32E [EnDat Feedback]

Part Number: AKM2G-32ExxxxLDxx

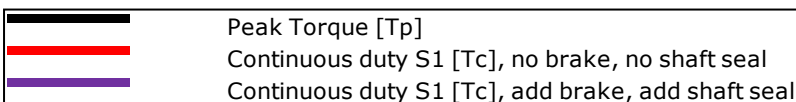
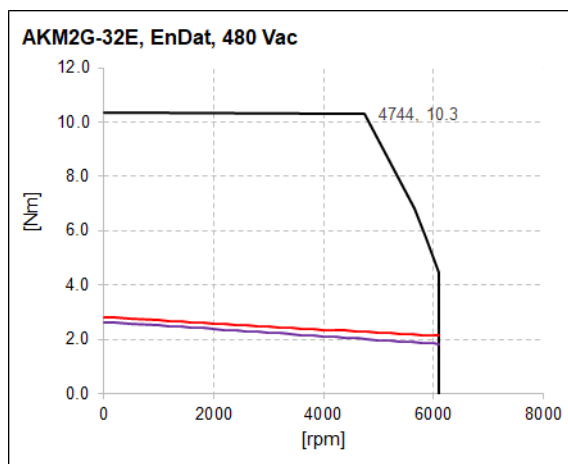
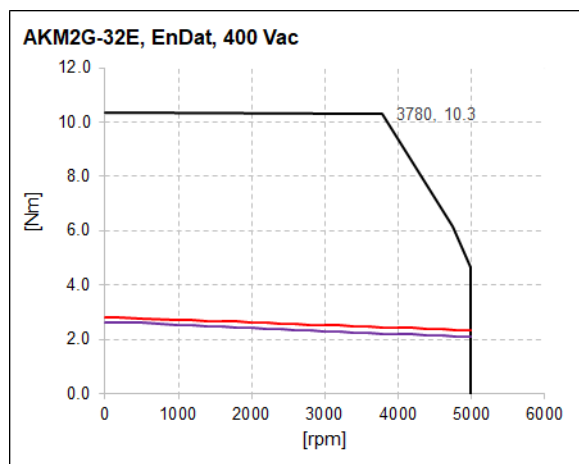
[a] Vbus: 120 VAC

[b] Vbus: 240 VAC



[c] Vbus: 400 VAC

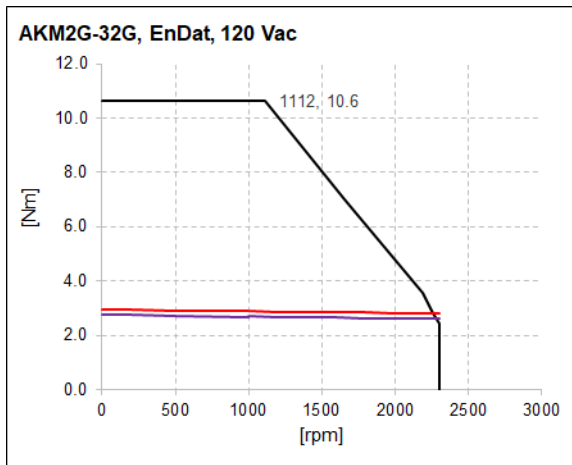
[d] Vbus: 480 VAC



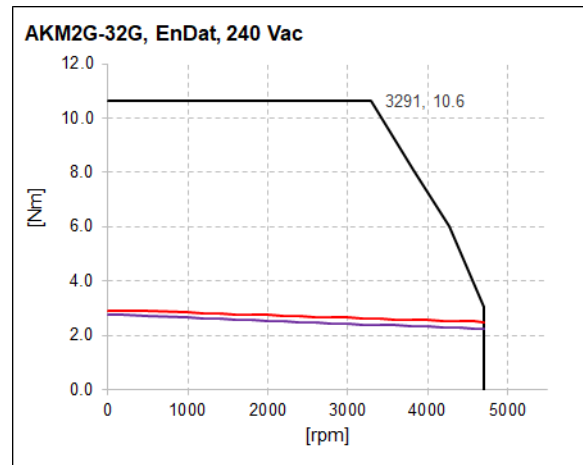
## 2.17 AKM2G-32G [EnDat Feedback]

Part Number: AKM2G-32GxxxxLDxx

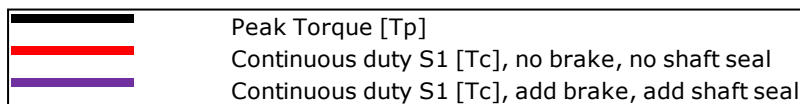
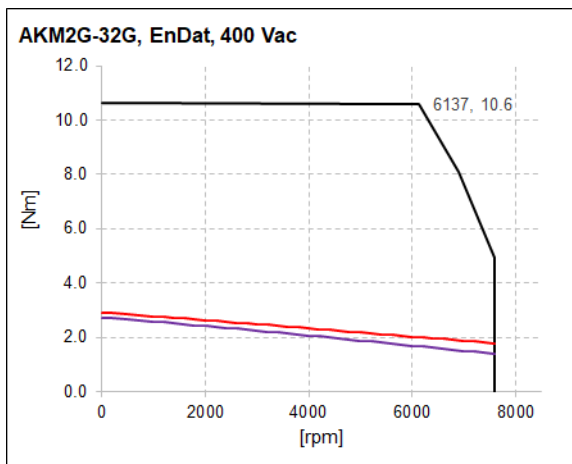
[a] Vbus: 120 VAC



[b] Vbus: 240 VAC



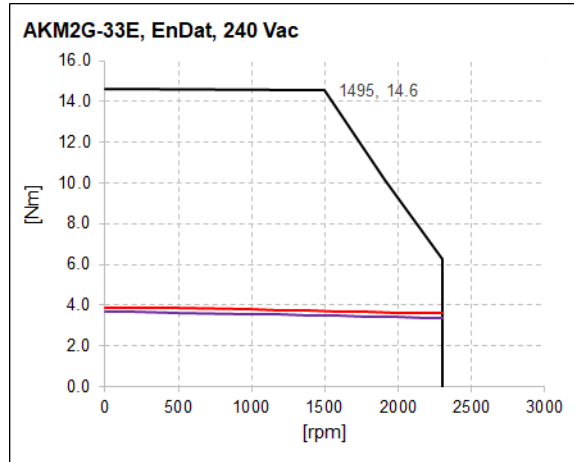
[c] Vbus: 400 VAC



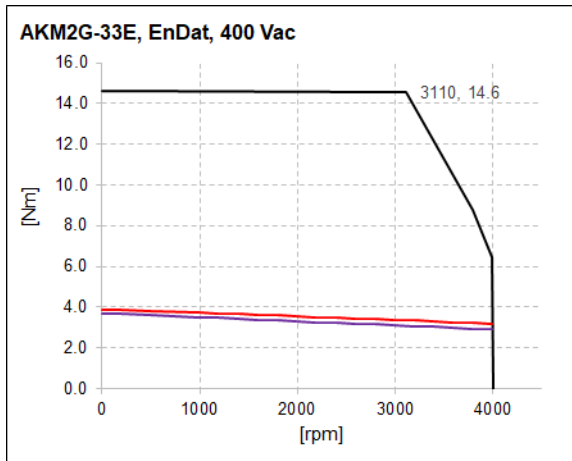
### 2.18 AKM2G-33E [EnDat Feedback]

Part Number: AKM2G-33ExxxxLDxx

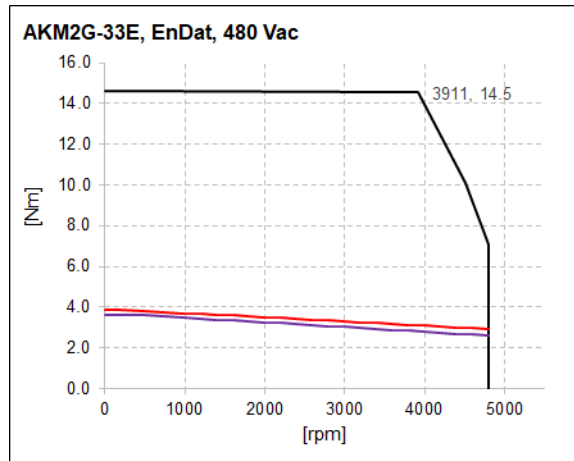
[b] Vbus: 240 VAC






[c] Vbus: 400 VAC



[d] Vbus: 480 VAC



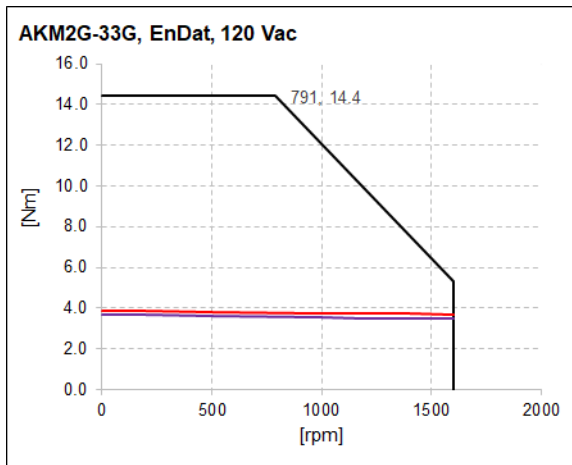
	Peak Torque [Tp]
	Continuous duty S1 [Tc], no brake, no shaft seal
	Continuous duty S1 [Tc], add brake, add shaft seal



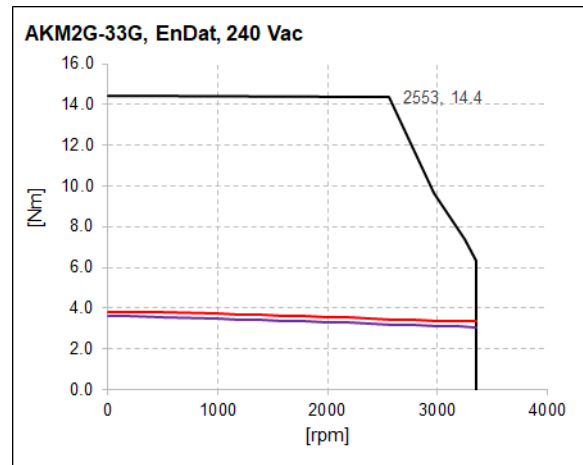
## 2.19 AKM2G-33G [EnDat Feedback]

Part Number: AKM2G-33GxxxxLDxx

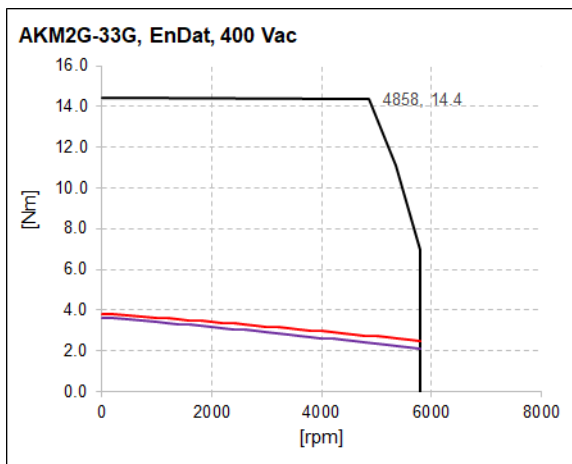
[a] Vbus: 120 VAC



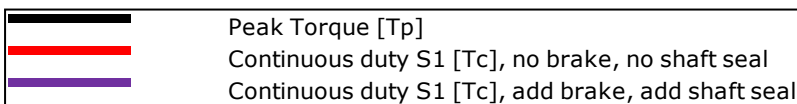
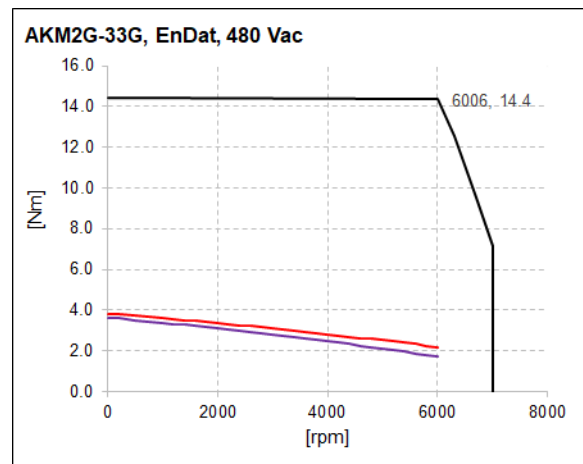
[b] Vbus: 240 VAC



[c] Vbus: 400 VAC



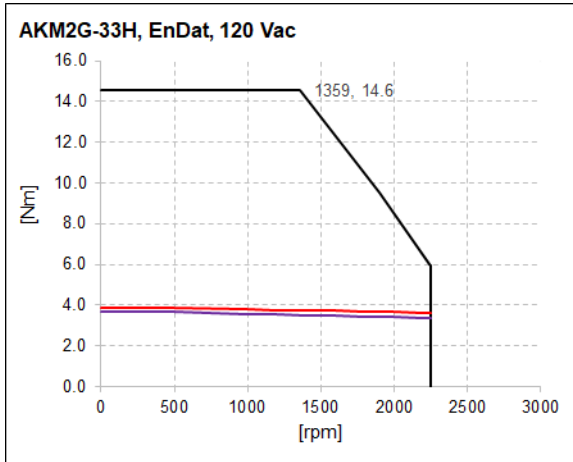
[d] Vbus: 480 VAC



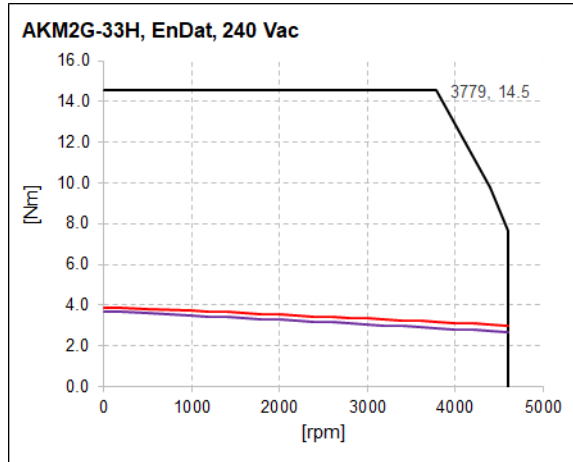
## 2.20 AKM2G-33H [EnDat Feedback]

Part Number: AKM2G-33HxxxxLDxx

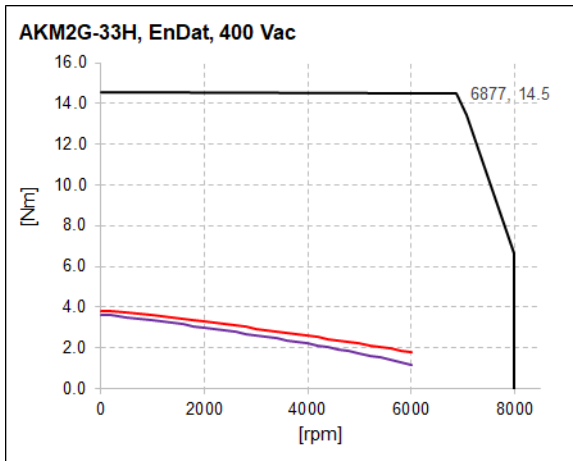
[a] Vbus: 120 VAC






[b] Vbus: 240 VAC



[c] Vbus: 400 VAC

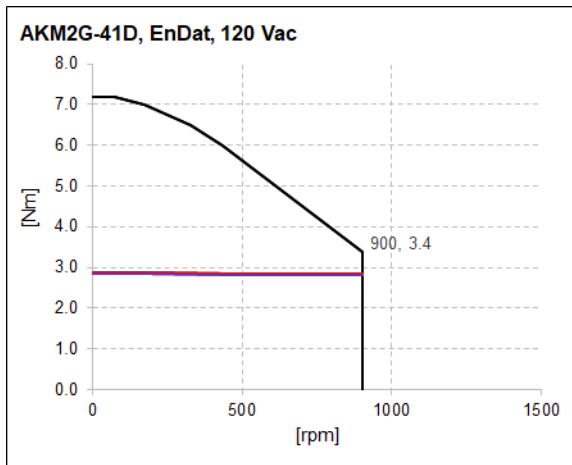


	Peak Torque [Tp]
	Continuous duty S1 [Tc], no brake, no shaft seal
	Continuous duty S1 [Tc], add brake, add shaft seal

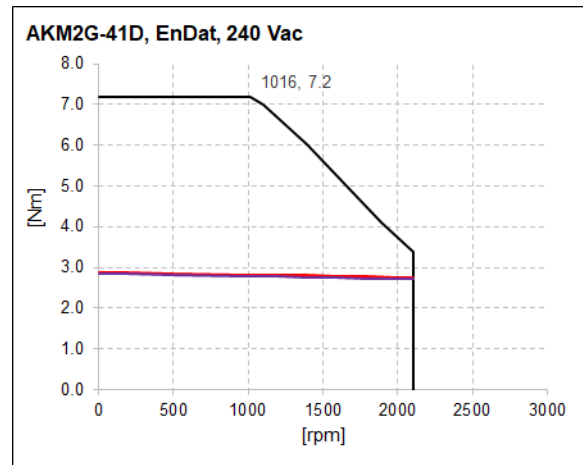
## 2.21 AKM2G-41D [EnDat Feedback]

Part Number: AKM2G-41DxxxxLDxx

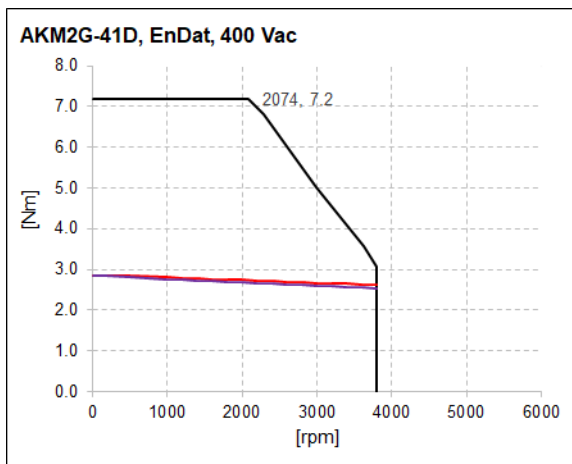
[a] Vbus: 120 VAC



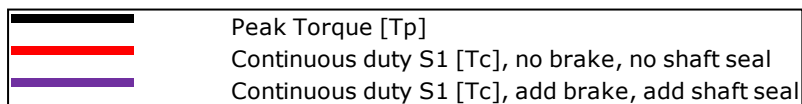
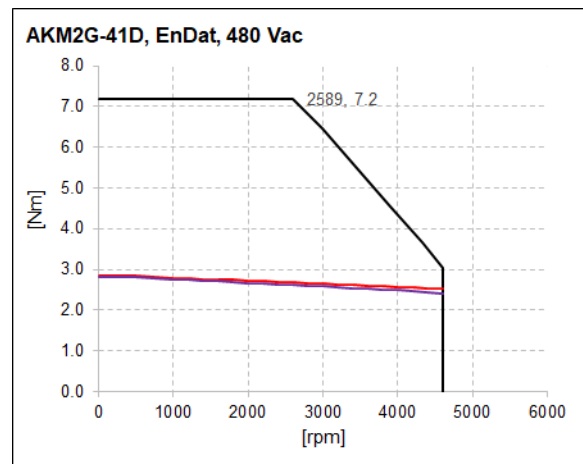
[b] Vbus: 240 VAC



[c] Vbus: 400 VAC



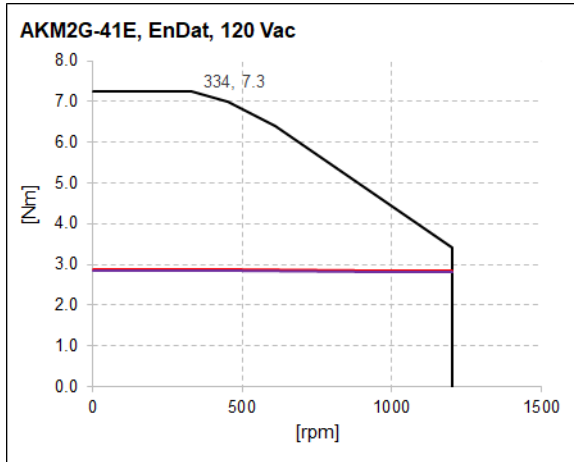
[d] Vbus: 480 VAC



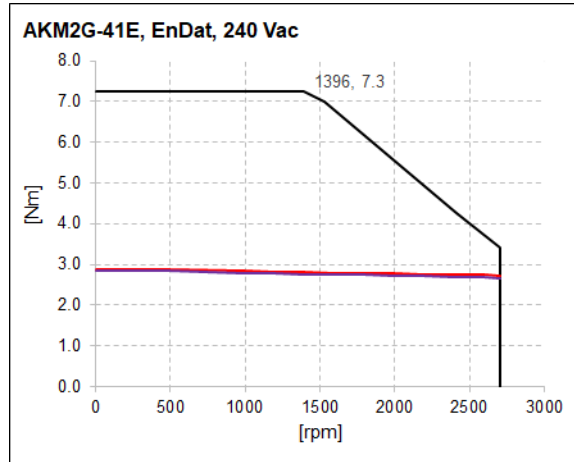
## 2.22 AKM2G-41E [EnDat Feedback]

Part Number: AKM2G-41ExxxxLDxx

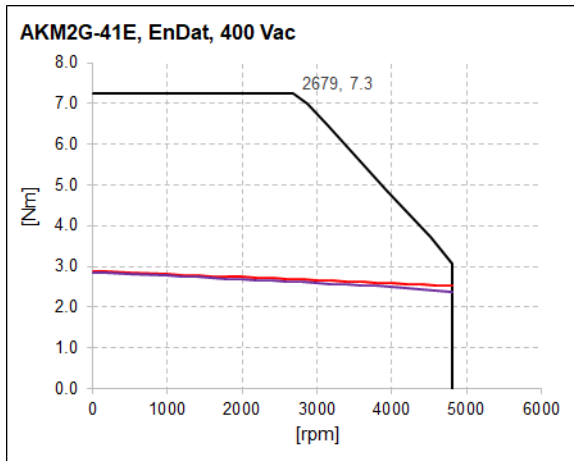
[a] Vbus: 120 VAC



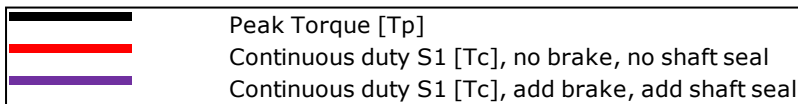
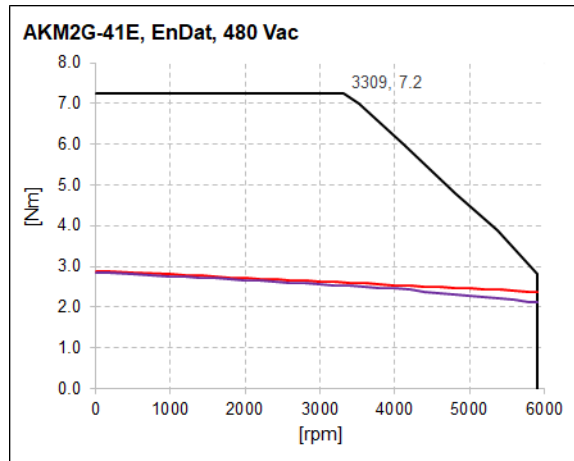
[b] Vbus: 240 VAC



[c] Vbus: 400 VAC



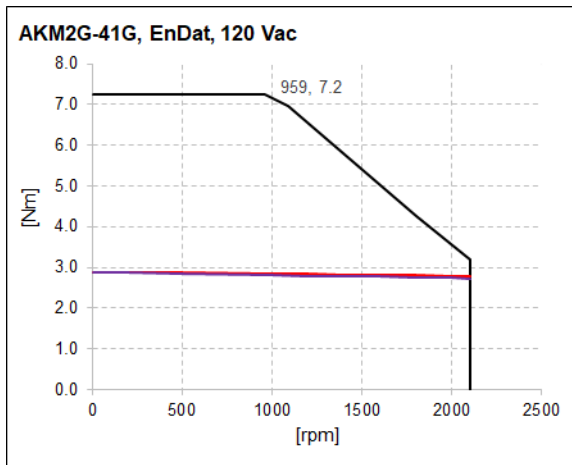
[d] Vbus: 480 VAC



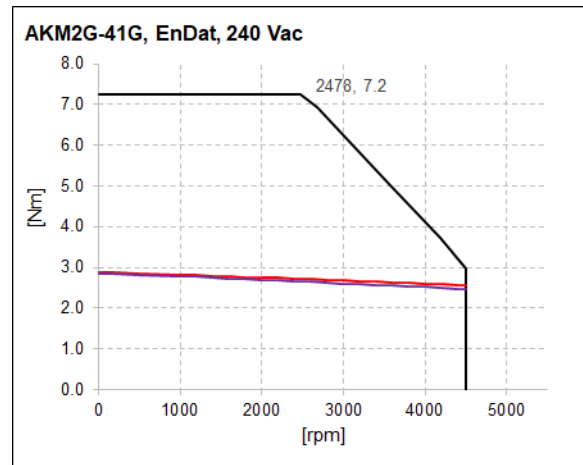
### 2.23 AKM2G-41G [EnDat Feedback]

Part Number: AKM2G-41GxxxxLDxx

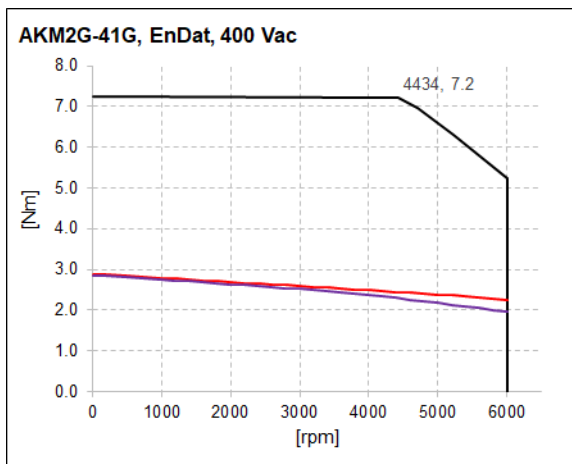
[a] Vbus: 120 VAC



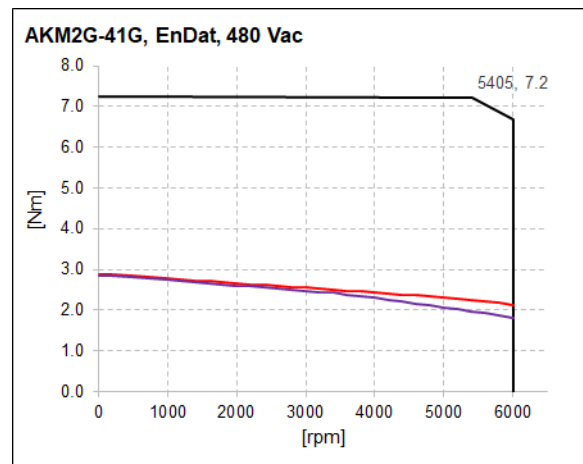
[b] Vbus: 240 VAC



[a] Vbus: 400 VAC



[b] Vbus: 480 VAC

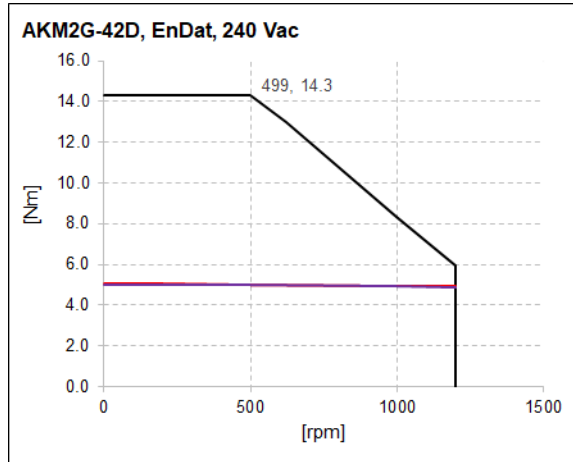


	Peak Torque [Tp]
	Continuous duty S1 [Tc], no brake, no shaft seal
	Continuous duty S1 [Tc], add brake, add shaft seal

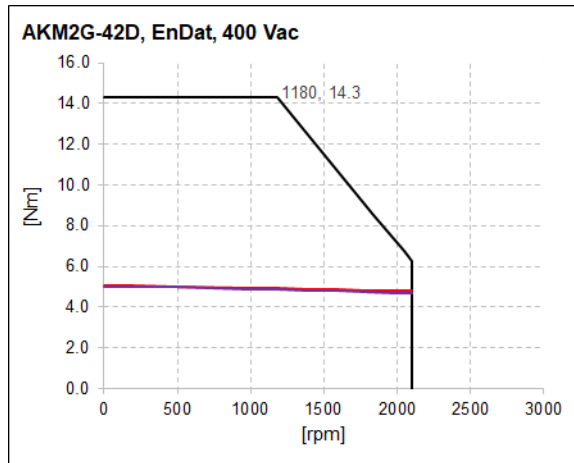
## 2.24 AKM2G-42D [EnDat Feedback]

Part Number: AKM2G-42DxxxxLDxx

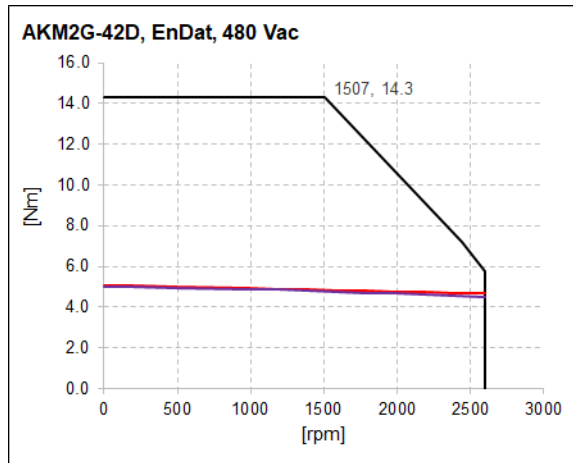
[b] Vbus: 240 VAC






[c] Vbus: 400 VAC



[d] Vbus: 480 VAC

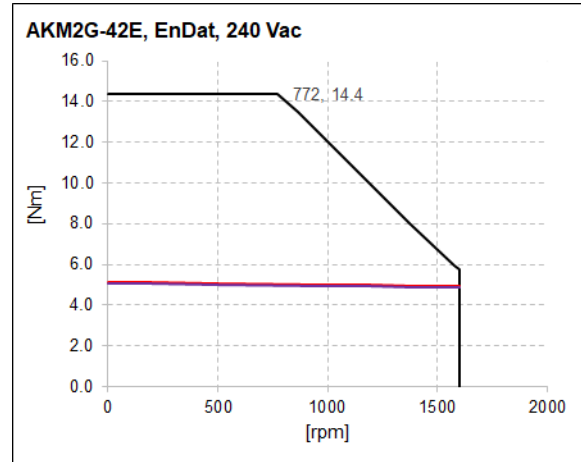


	Peak Torque [Tp]
	Continuous duty S1 [Tc], no brake, no shaft seal
	Continuous duty S1 [Tc], add brake, add shaft seal

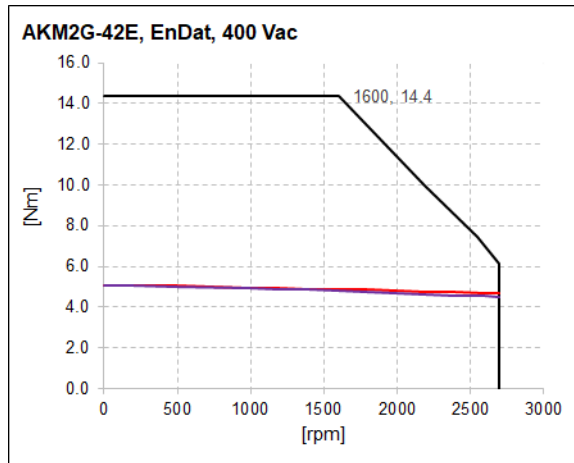
## 2.25 AKM2G-42E [EnDat Feedback]

Part Number: AKM2G-42ExxxxLDxx

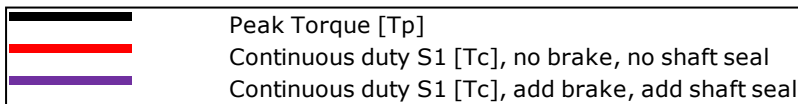
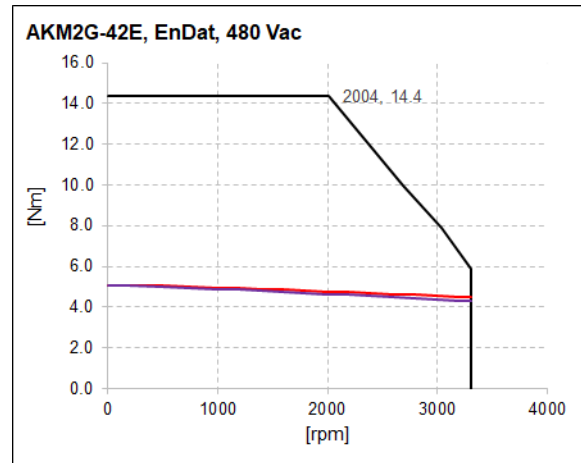
[b] Vbus: 240 VAC



[c] Vbus: 400 VAC



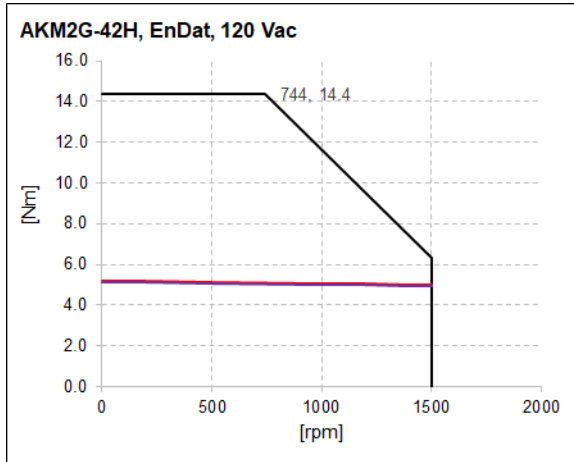
[d] Vbus: 480 VAC



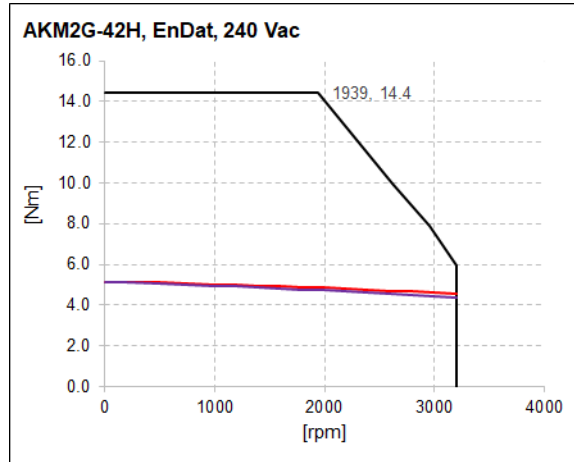
### 2.26 AKM2G-42H [EnDat Feedback]

Part Number: AKM2G-42HxxxxLDxx

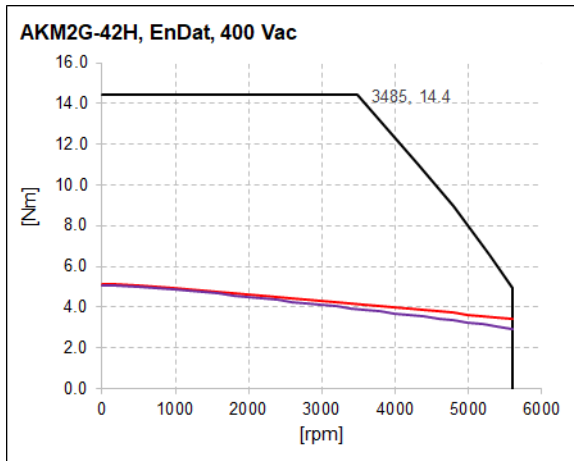
[a] Vbus: 120 VAC



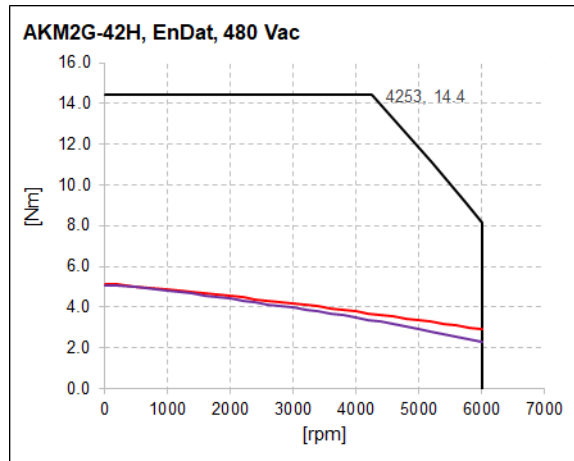
[b] Vbus: 240 VAC






[c] Vbus: 400 VAC



[d] Vbus: 480 VAC



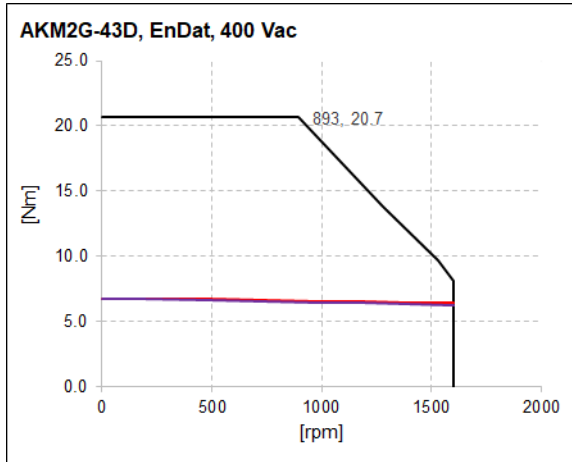
	Peak Torque [Tp]
	Continuous duty S1 [Tc], no brake, no shaft seal
	Continuous duty S1 [Tc], add brake, add shaft seal



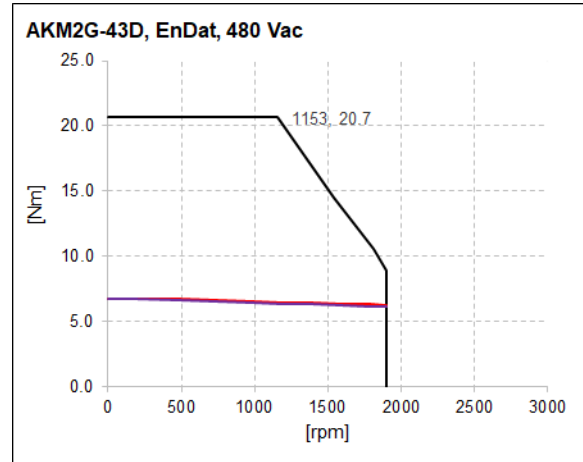
## 2.27 AKM2G-43D [EnDat Feedback]




Part Number: AKM2G-43DxxxxLDxx

[c] Vbus: 400 VAC



[d] Vbus: 480 VAC

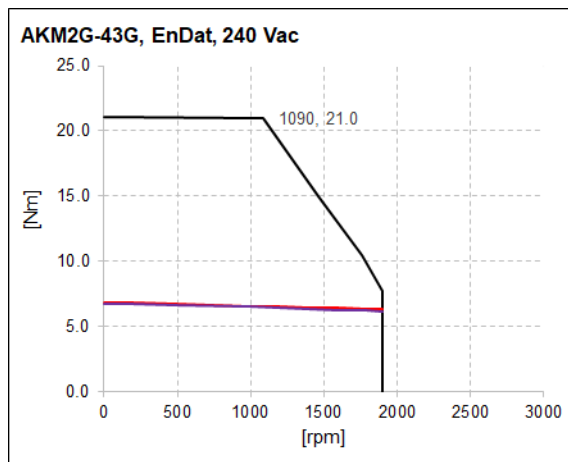


	Peak Torque [Tp]
	Continuous duty S1 [Tc], no brake, no shaft seal
	Continuous duty S1 [Tc], add brake, add shaft seal

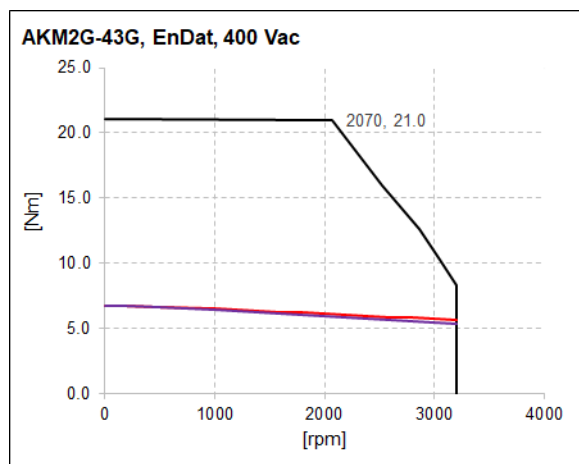
## 2.28 AKM2G-43G [EnDat Feedback]

Part Number: AKM2G-43GxxxxLDxx

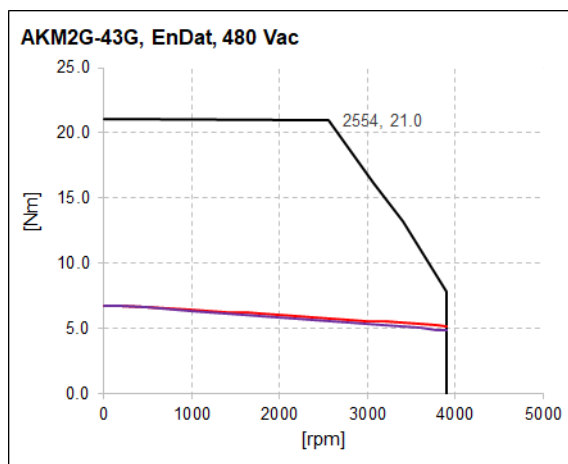
[b] Vbus: 240 VAC






[c] Vbus: 400 VAC



[d] Vbus: 480 VAC

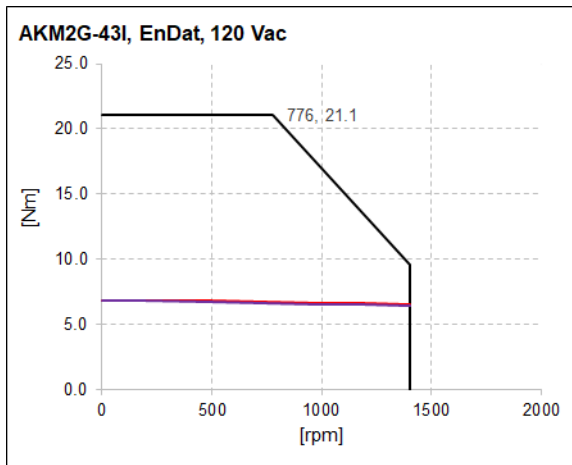


	Peak Torque [Tp]
	Continuous duty S1 [Tc], no brake, no shaft seal
	Continuous duty S1 [Tc], add brake, add shaft seal

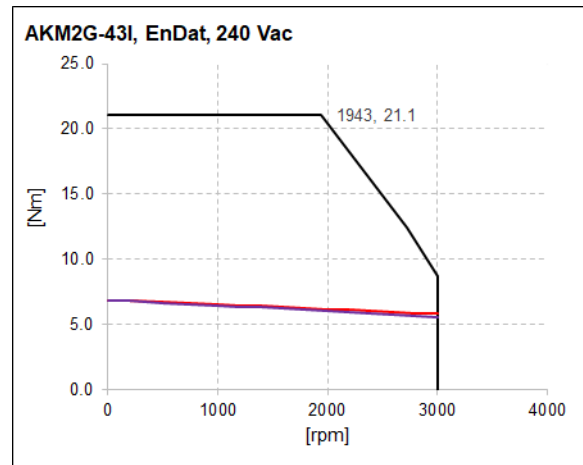
## 2.29 AKM2G-43I [EnDat Feedback]

Part Number: AKM2G-43IxxxxLDxx

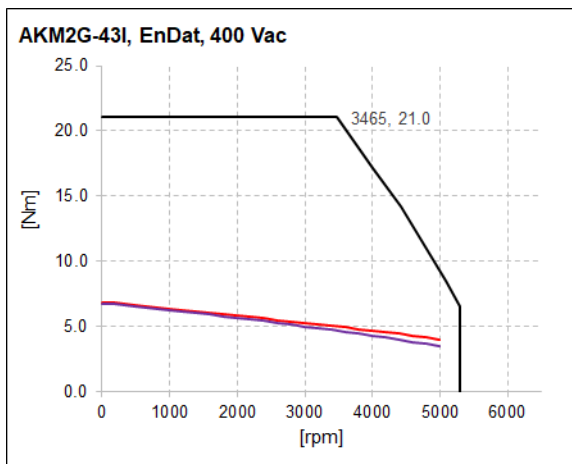
[a] Vbus: 120 VAC



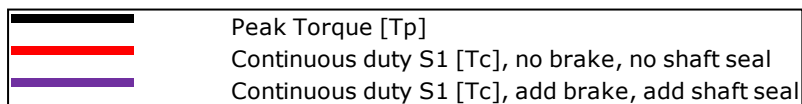
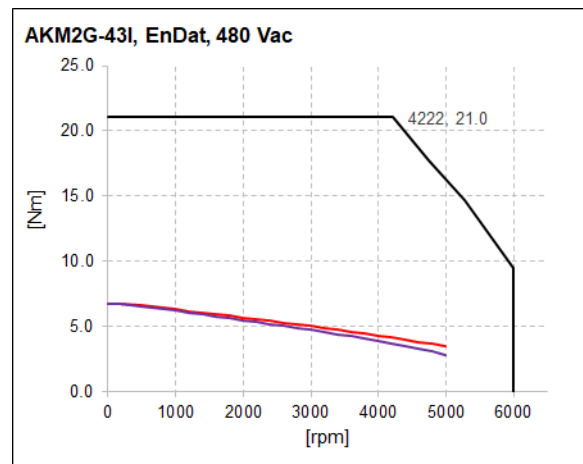
[b] Vbus: 240 VAC



[c] Vbus: 400 VAC



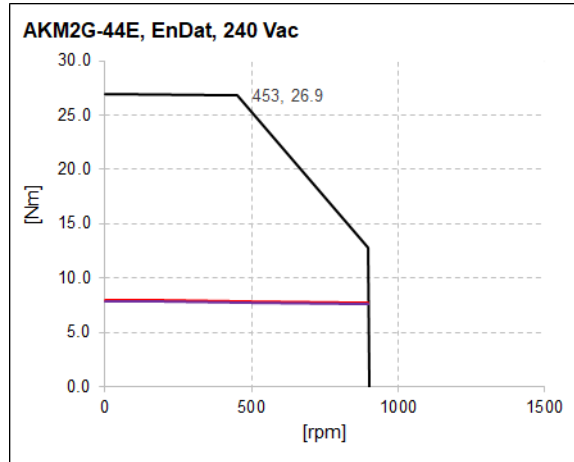
[d] Vbus: 480 VAC



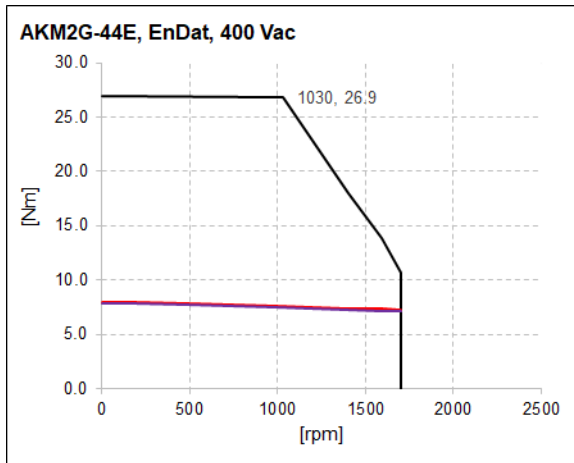
### 2.30 AKM2G-44E [EnDat Feedback]

Part Number: AKM2G-44ExxxxLDxx

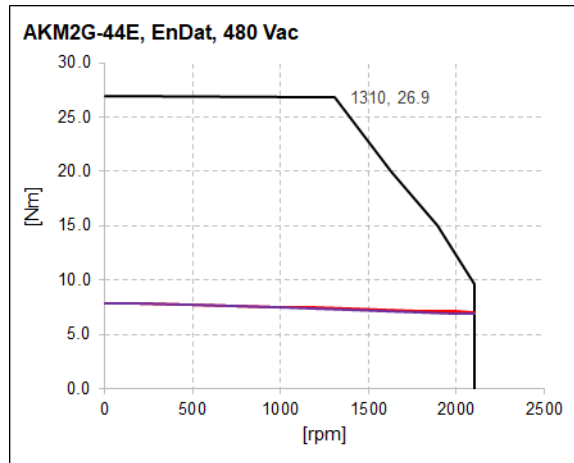
[b] Vbus: 240 VAC



[c] Vbus: 400 VAC



[d] Vbus: 480 VAC

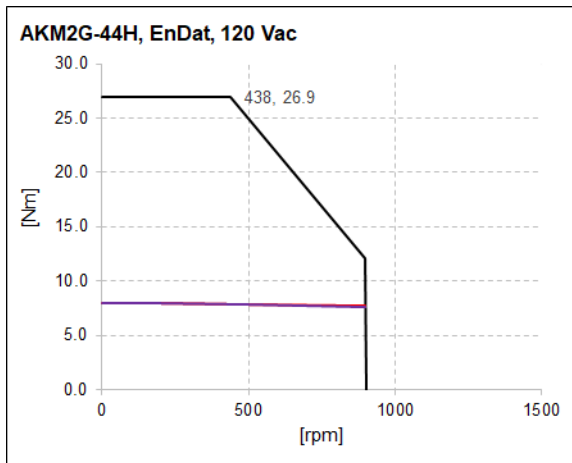


	Peak Torque [Tp]
	Continuous duty S1 [Tc], no brake, no shaft seal
	Continuous duty S1 [Tc], add brake, add shaft seal

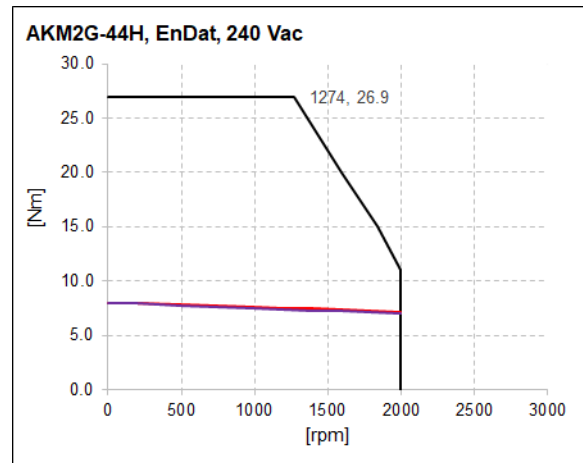
### 2.31 AKM2G-44H [EnDat Feedback]

Part Number: AKM2G-44HxxxxLDxx

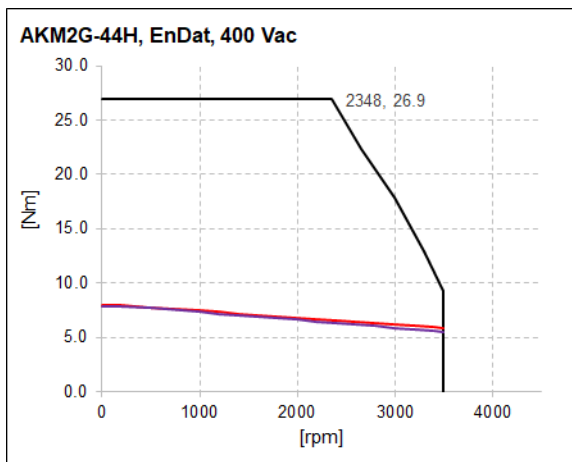
[a] Vbus: 120 VAC



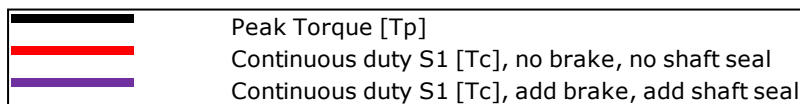
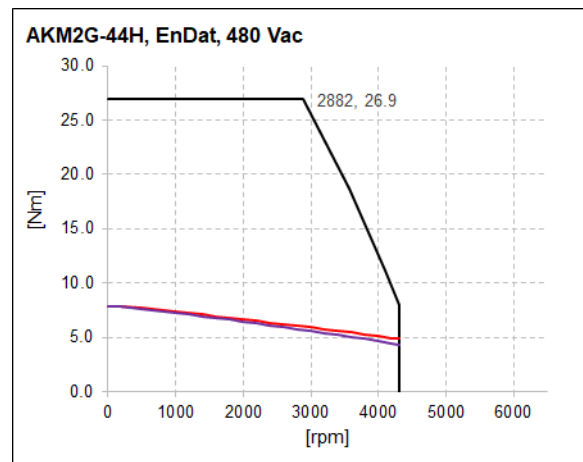
[b] Vbus: 240 VAC



[c] Vbus: 400 VAC



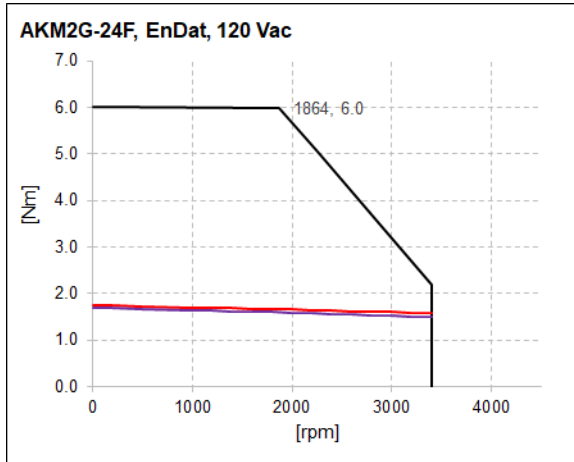
[d] Vbus: 480 VAC



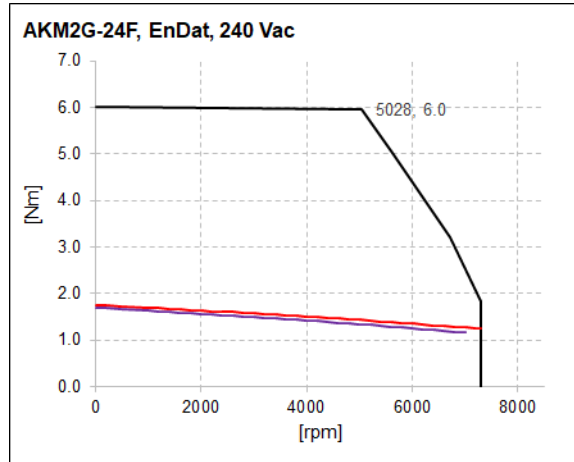
### 2.32 AKM2G-44J [EnDat Feedback]

Part Number: AKM2G-44JxxxxLDxx

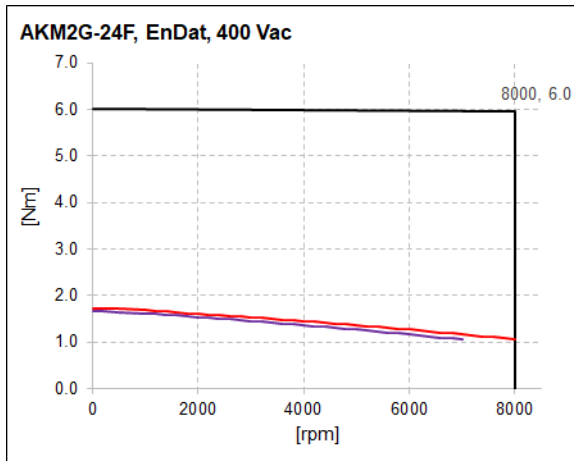
[a] Vbus: 120 VAC



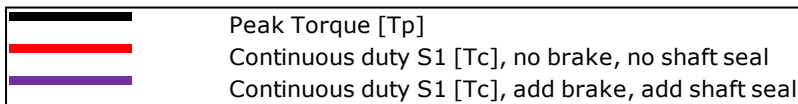
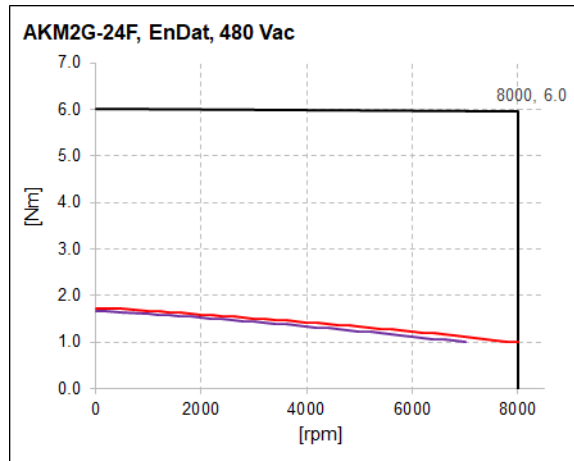
[b] Vbus: 240 VAC



[c] Vbus: 400 VAC



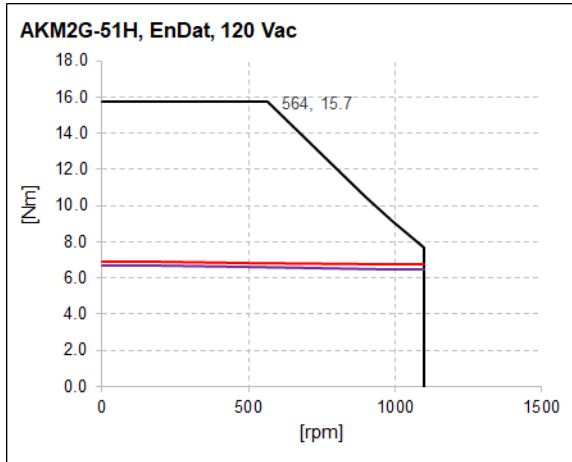
[d] Vbus: 480 VAC



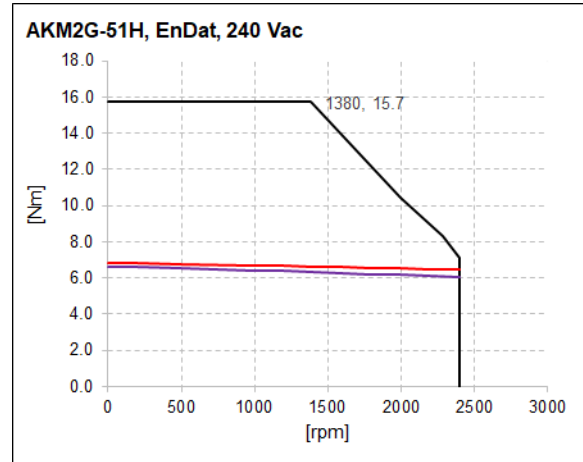
### 2.33 AKM2G-51H [EnDat Feedback]

Part Number: AKM2G-51HxxxxLDxx

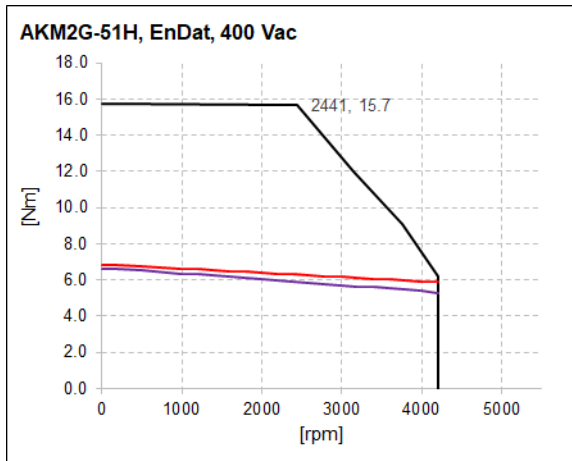
[a] Vbus: 120 VAC



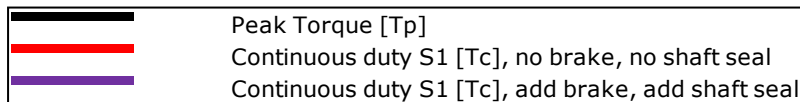
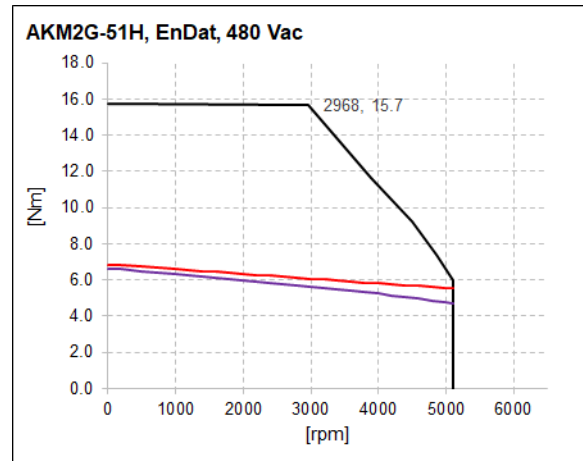
[b] Vbus: 240 VAC



[c] Vbus: 400 VAC



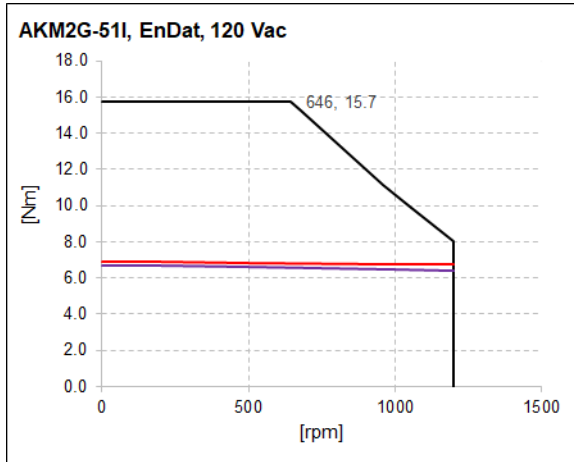
[d] Vbus: 480 VAC



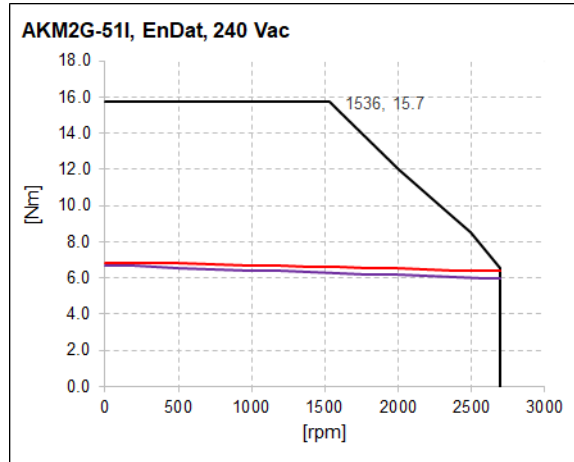
### 2.34 AKM2G-51I [EnDat Feedback]

Part Number: AKM2G-51IxxxxLDxx

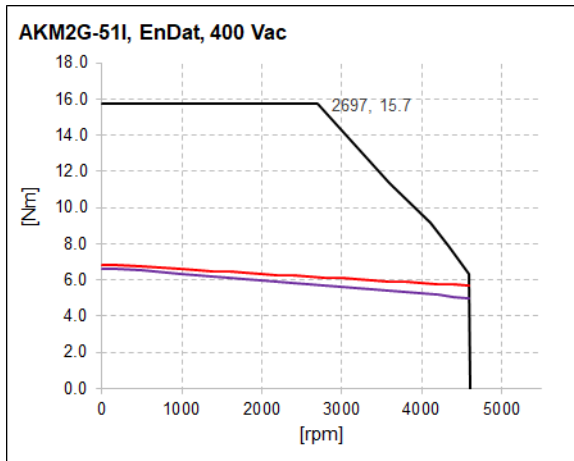
[a] Vbus: 120 VAC



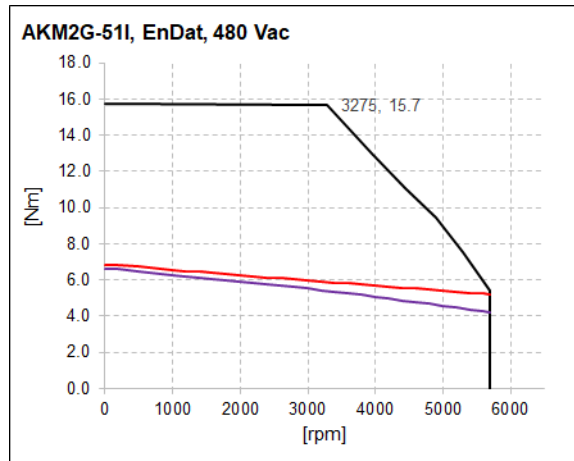
[b] Vbus: 240 VAC



[c] Vbus: 400 VAC



[d] Vbus: 480 VAC



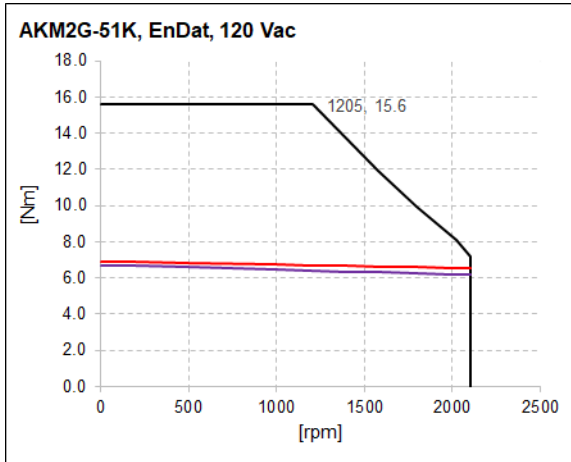
	Peak Torque [Tp]
	Continuous duty S1 [Tc], no brake, no shaft seal
	Continuous duty S1 [Tc], add brake, add shaft seal



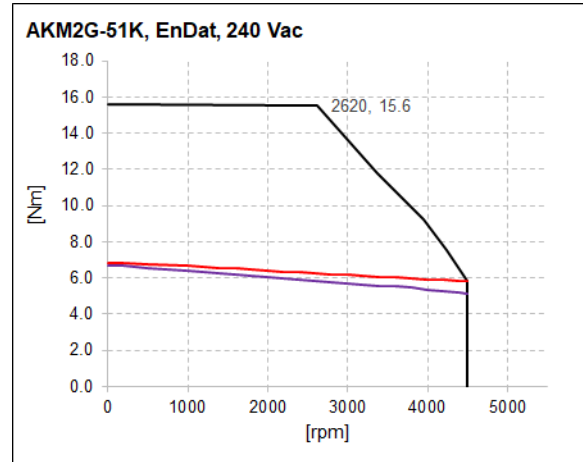
### 2.35 AKM2G-51K [EnDat Feedback]

Part Number: AKM2G-51KxxxxLDxx

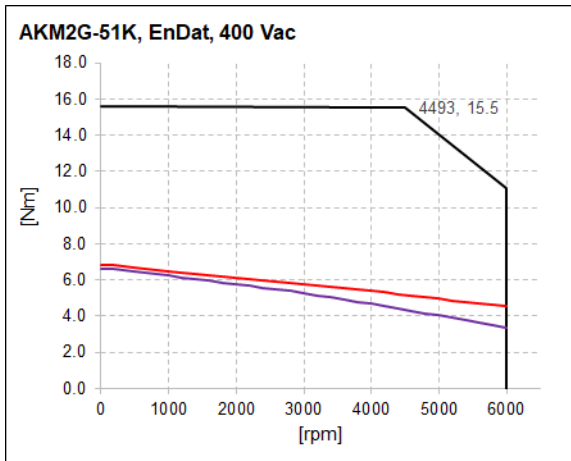
[a] Vbus: 120 VAC






[b] Vbus: 240 VAC



[c] Vbus: 400 VAC

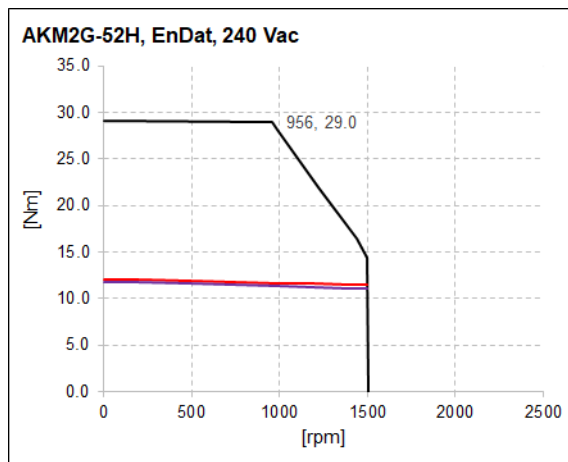


	Peak Torque [Tp]
	Continuous duty S1 [Tc], no brake, no shaft seal
	Continuous duty S1 [Tc], add brake, add shaft seal

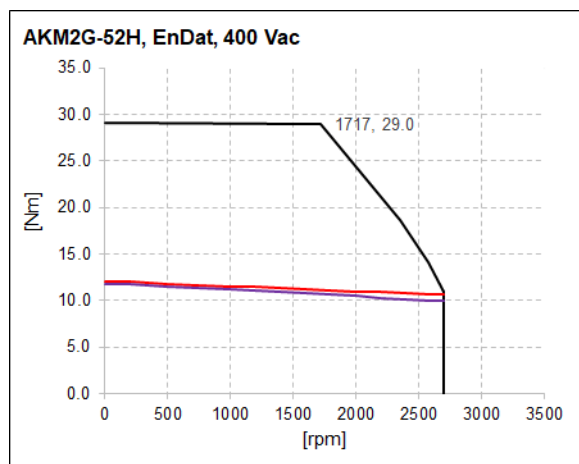
### 2.36 AKM2G-52H [EnDat Feedback]

Part Number: AKM2G-52HxxxxLDxx

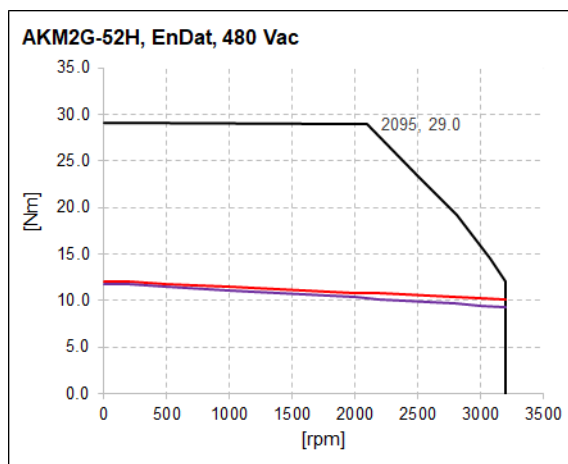
[b] Vbus: 240 VAC






[c] Vbus: 400 VAC



[d] Vbus: 480 VAC

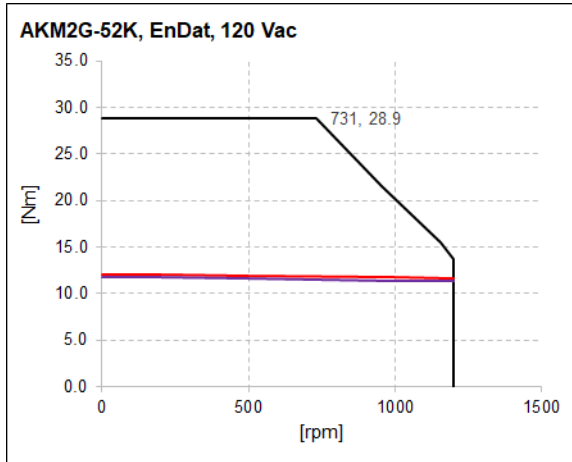


	Peak Torque [Tp]
	Continuous duty S1 [Tc], no brake, no shaft seal
	Continuous duty S1 [Tc], add brake, add shaft seal

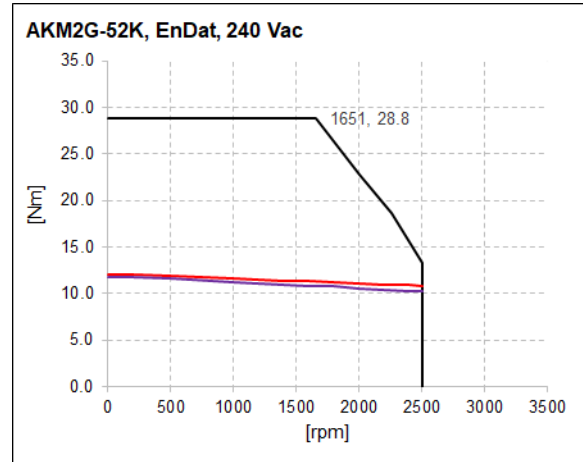
### 2.37 AKM2G-51K [EnDat Feedback]

Part Number: AKM2G-52KxxxxLDxx

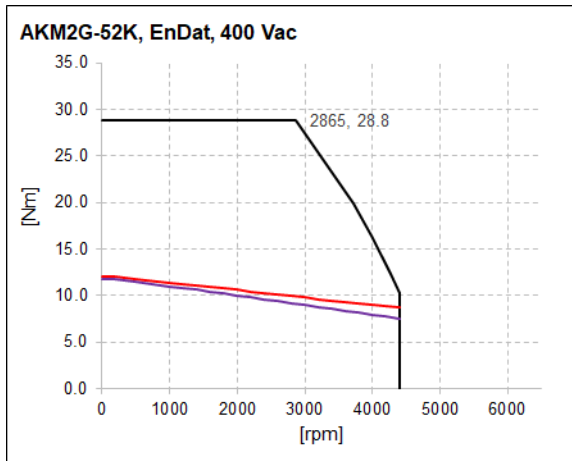
[a] Vbus: 120 VAC



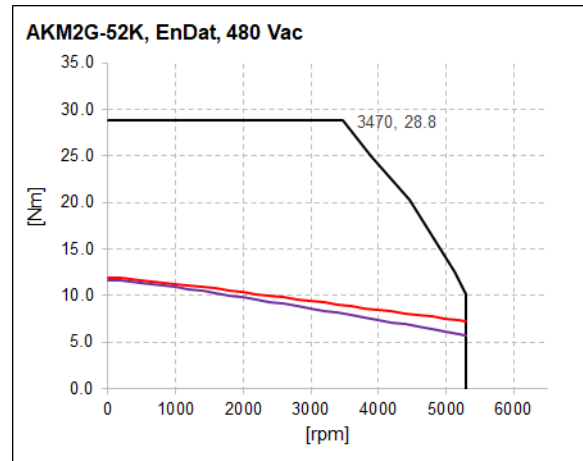
[b] Vbus: 240 VAC



[c] Vbus: 400 VAC



[d] Vbus: 480 VAC

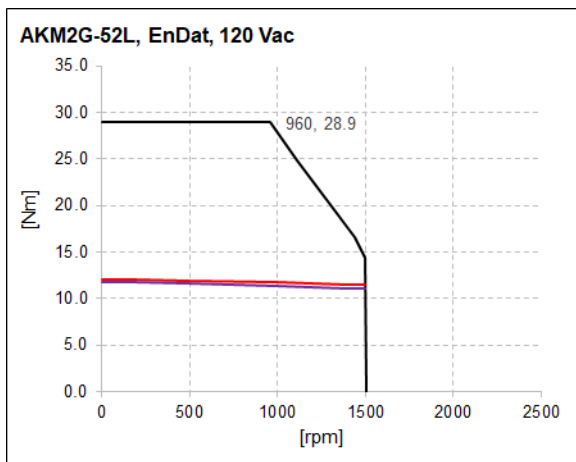


	Peak Torque [Tp]
	Continuous duty S1 [Tc], no brake, no shaft seal
	Continuous duty S1 [Tc], add brake, add shaft seal

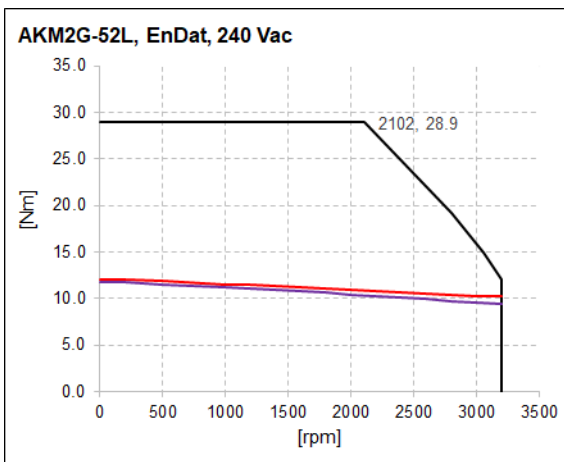
### 2.38 AKM2G-52L [EnDat Feedback]

Part Number: AKM2G-52LxxxxLDxx

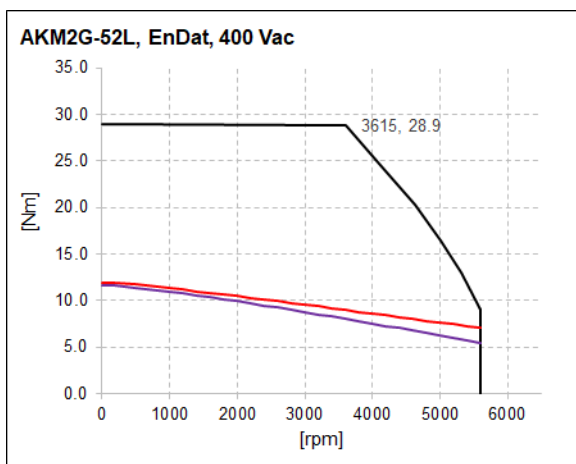
[a] Vbus: 120 VAC






[b] Vbus: 240 VAC



[c] Vbus: 400 VAC

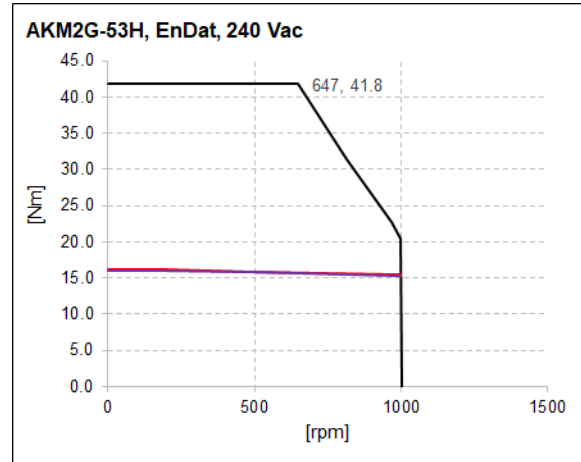


	Peak Torque [Tp]
	Continuous duty S1 [Tc], no brake, no shaft seal
	Continuous duty S1 [Tc], add brake, add shaft seal

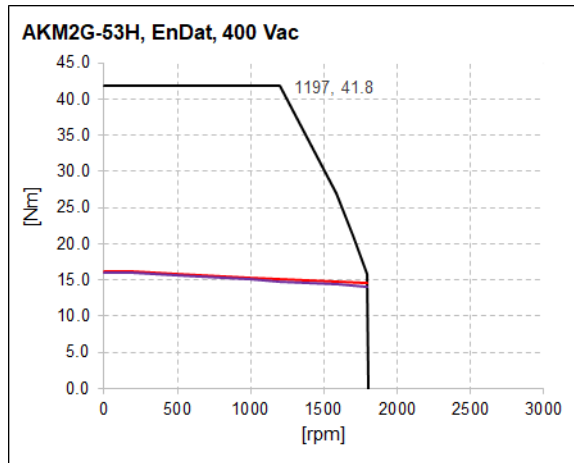
### 2.39 AKM2G-53H [EnDat Feedback]

Part Number: AKM2G-53HxxxxLDxx

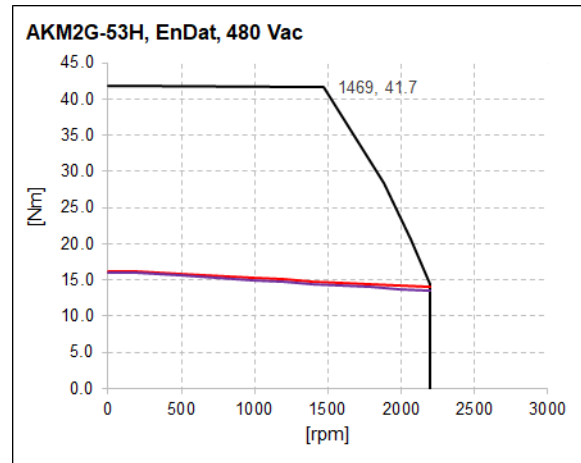
[b] Vbus: 240 VAC



[c] Vbus: 400 VAC



[d] Vbus: 480 VAC

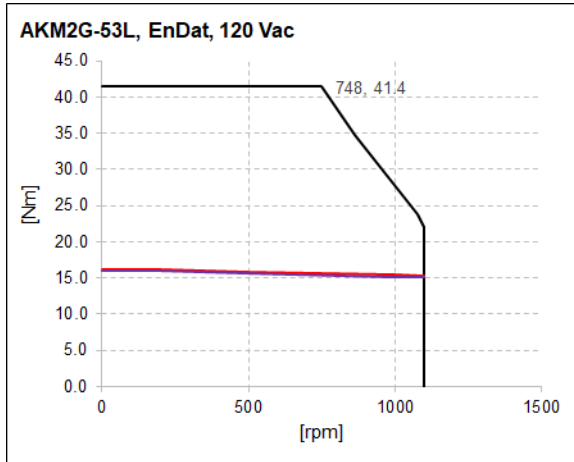


	Peak Torque [Tp]
	Continuous duty S1 [Tc], no brake, no shaft seal
	Continuous duty S1 [Tc], add brake, add shaft seal

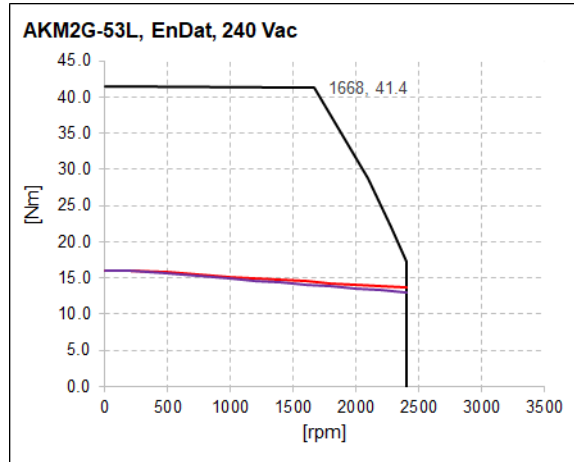
### 2.40 AKM2G-53L [EnDat Feedback]

Part Number: AKM2G-53LxxxxLDxx

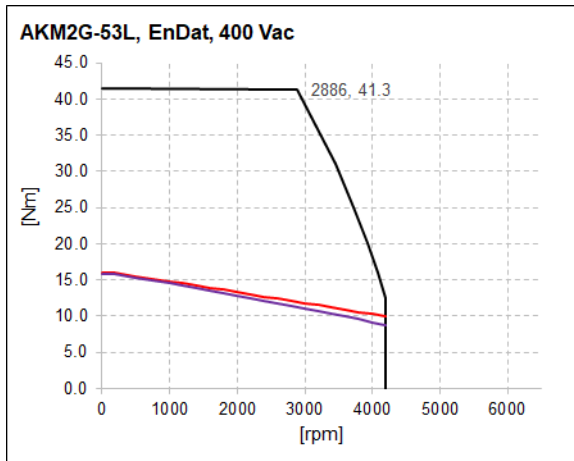
[a] Vbus: 120 VAC



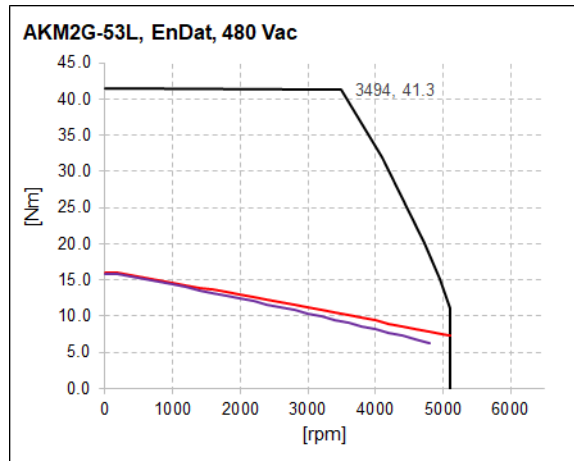
[b] Vbus: 240 VAC



[c] Vbus: 400 VAC



[d] Vbus: 480 VAC

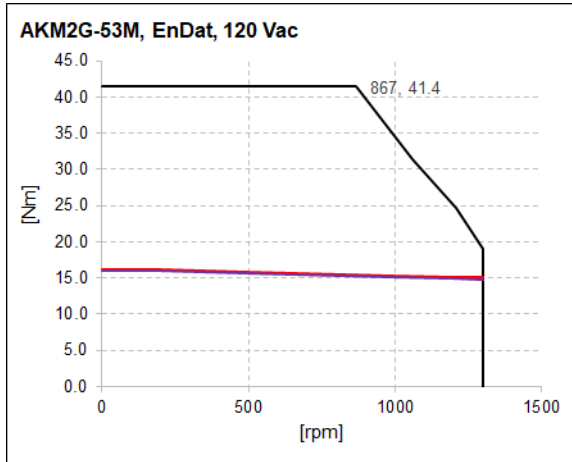


	Peak Torque [Tp]
	Continuous duty S1 [Tc], no brake, no shaft seal
	Continuous duty S1 [Tc], add brake, add shaft seal

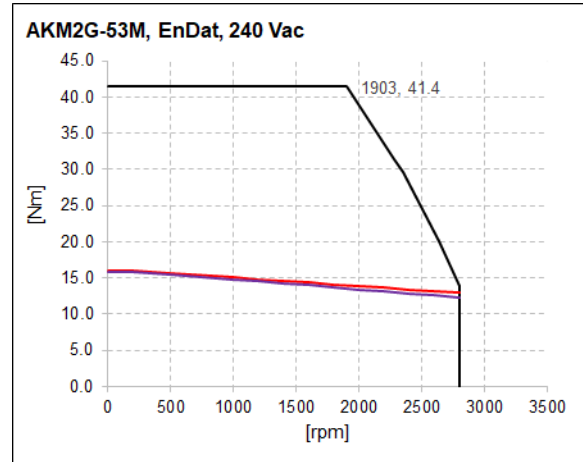
### 2.41 AKM2G-53M [EnDat Feedback]

Part Number: AKM2G-53MxxxxLDxx

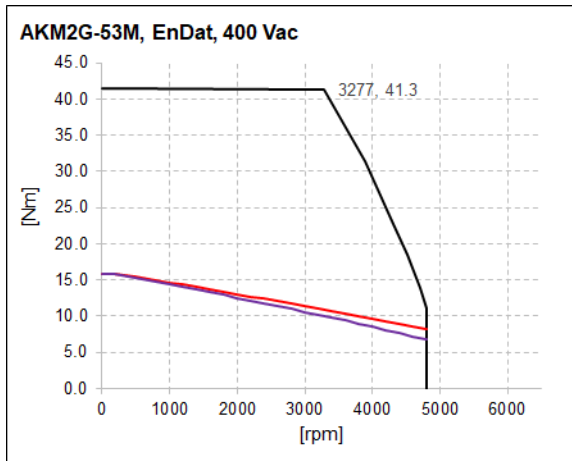
[a] Vbus: 120 VAC






[b] Vbus: 240 VAC



[c] Vbus: 400 VAC

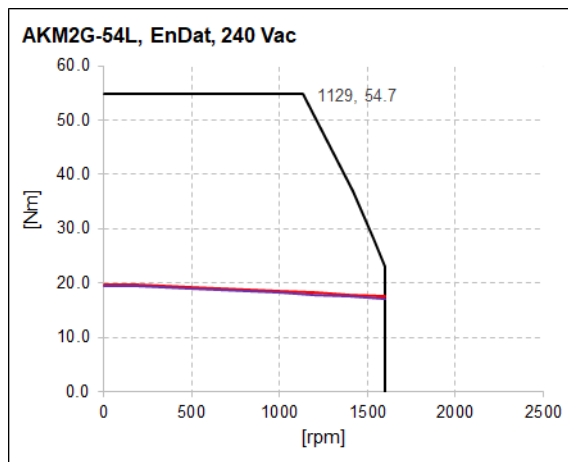


	Peak Torque [Tp]
	Continuous duty S1 [Tc], no brake, no shaft seal
	Continuous duty S1 [Tc], add brake, add shaft seal

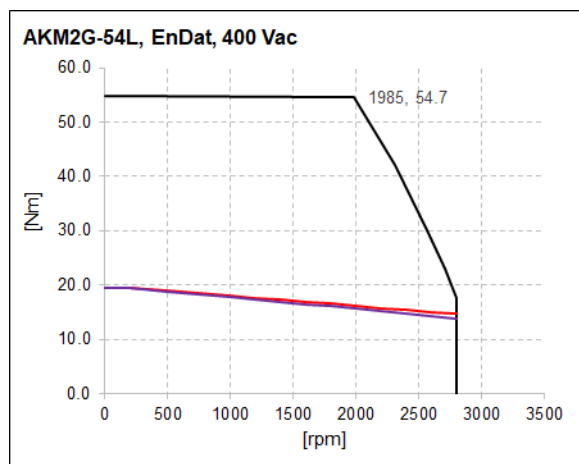
## 2.42 AKM2G-54L [EnDat Feedback]

Part Number: AKM2G-54LxxxxLDxx

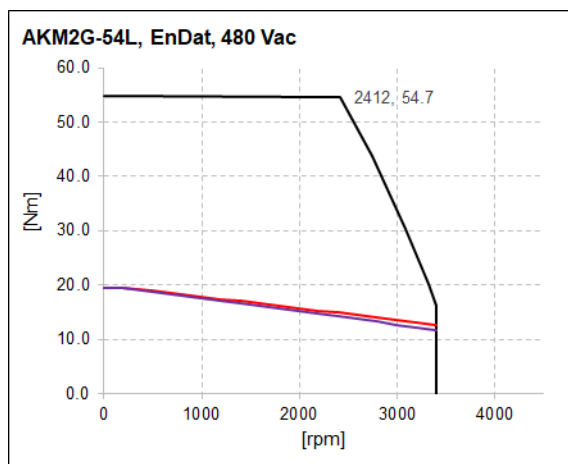
[b] Vbus: 240 VAC






[c] Vbus: 400 VAC



[d] Vbus: 480 VAC



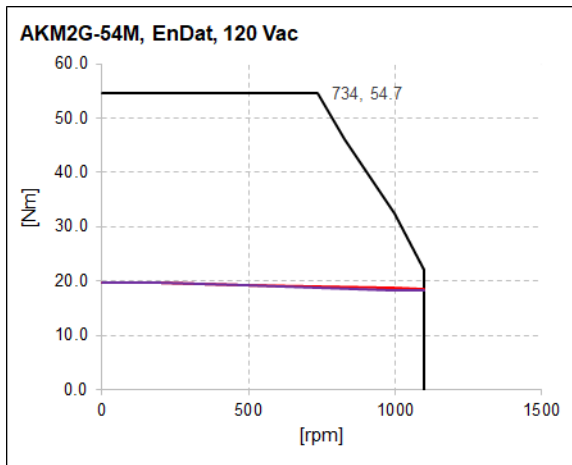
	Peak Torque [Tp]
	Continuous duty S1 [Tc], no brake, no shaft seal
	Continuous duty S1 [Tc], add brake, add shaft seal



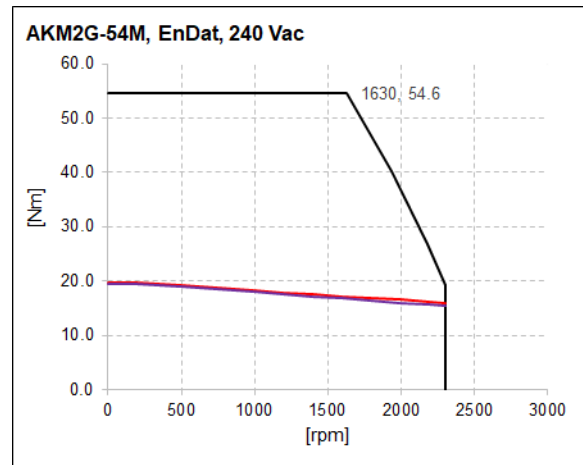
### 2.43 AKM2G-54M [EnDat Feedback]

Part Number: AKM2G-54MxxxxLDxx

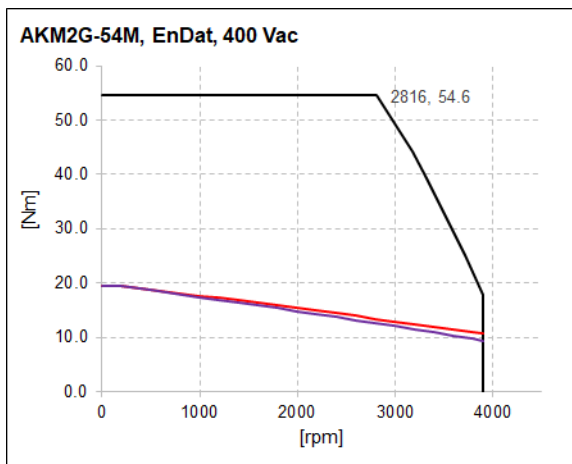
[a] Vbus: 120 VAC



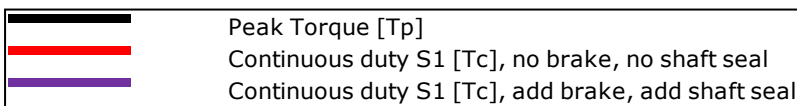
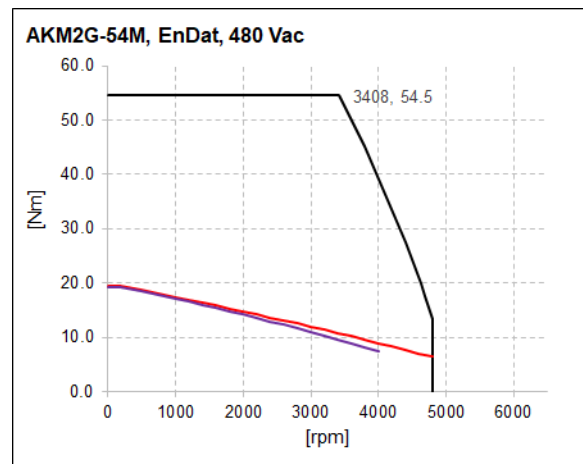
[b] Vbus: 240 VAC



[c] Vbus: 400 VAC



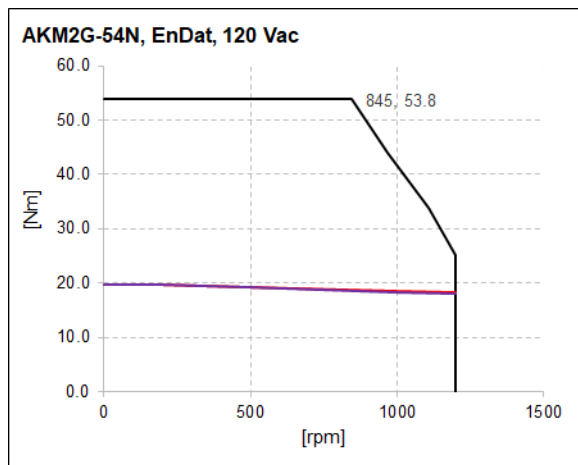
[d] Vbus: 480 VAC



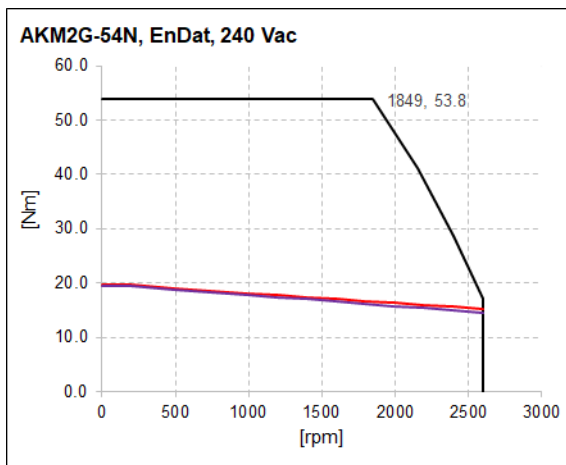
### 2.44 AKM2G-54N [EnDat Feedback]

Part Number: AKM2G-54NxxxxLDxx

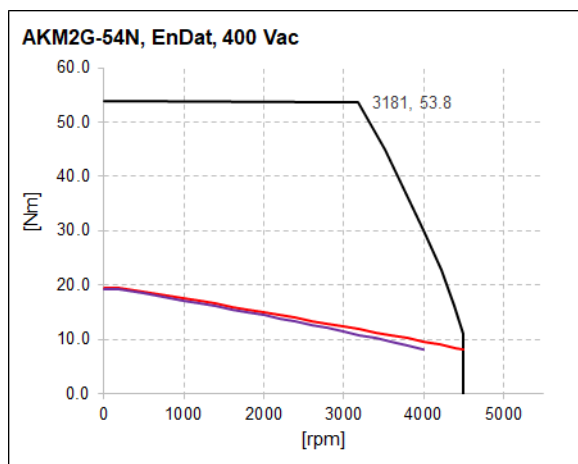
[a] Vbus: 120 VAC



[b] Vbus: 240 VAC



[c] Vbus: 400 VAC

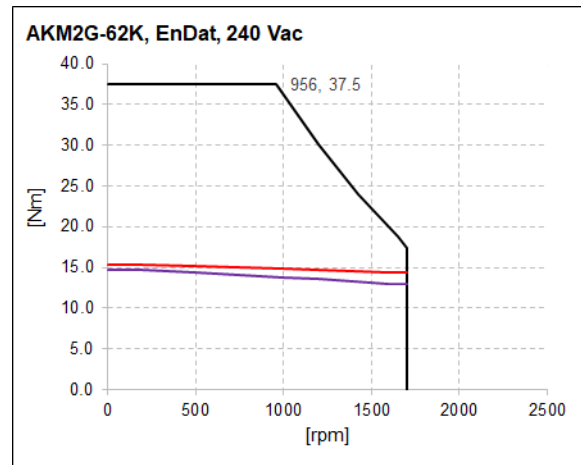


	Peak Torque [Tp]
	Continuous duty S1 [Tc], no brake, no shaft seal
	Continuous duty S1 [Tc], add brake, add shaft seal

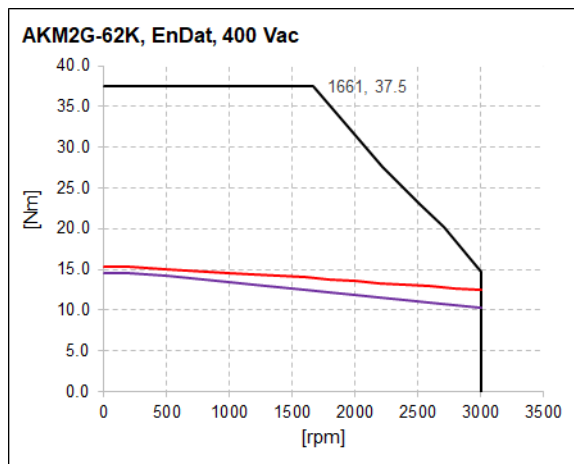
## 2.45 AKM2G-62K [EnDat Feedback]

Part Number: AKM2G-62KxxxxLDxx

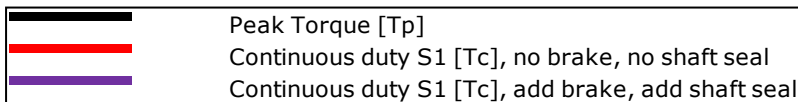
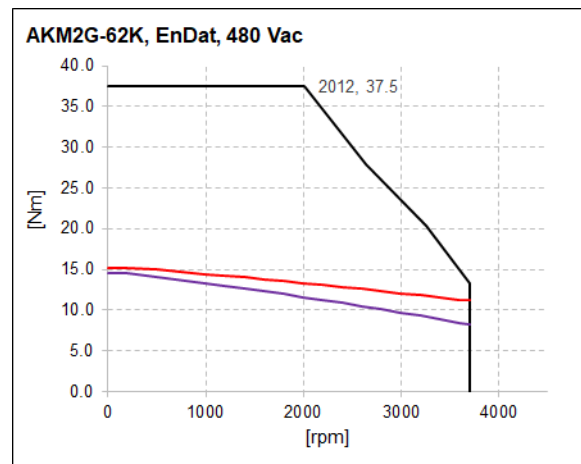
[b] Vbus: 240 VAC



[c] Vbus: 400 VAC



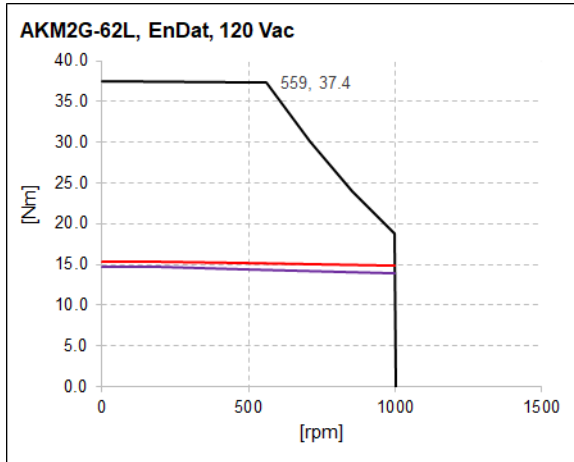
[d] Vbus: 480 VAC



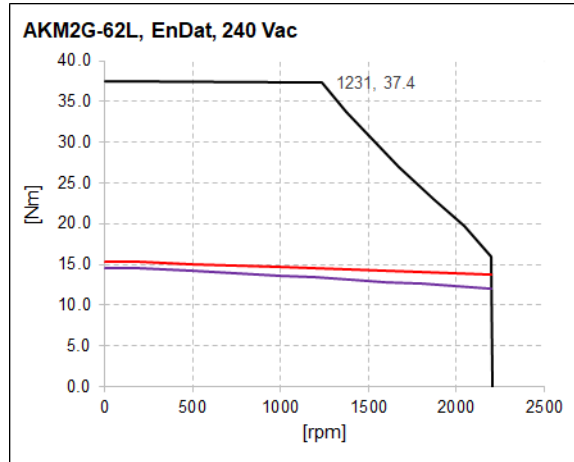
### 2.46 AKM2G-62L [EnDat Feedback]

Part Number: AKM2G-62LxxxxLDxx

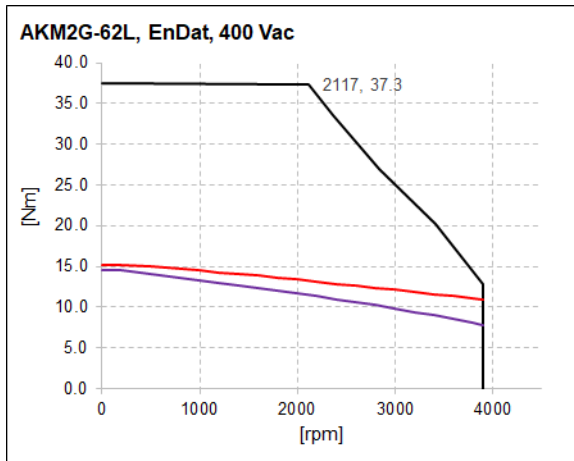
[a] Vbus: 120 VAC



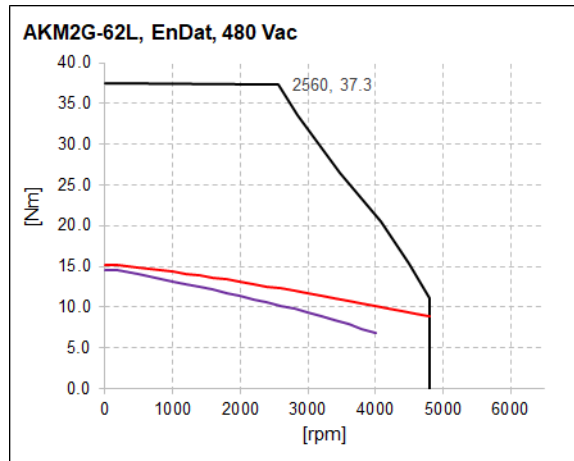
[b] Vbus: 240 VAC



[c] Vbus: 400 VAC



[d] Vbus: 480 VAC

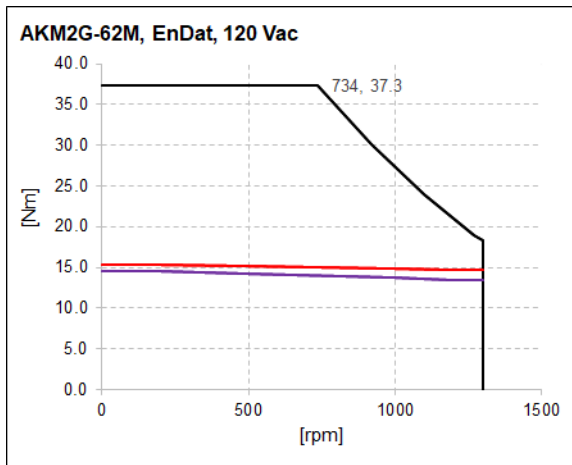


	Peak Torque [Tp]
	Continuous duty S1 [Tc], no brake, no shaft seal
	Continuous duty S1 [Tc], add brake, add shaft seal

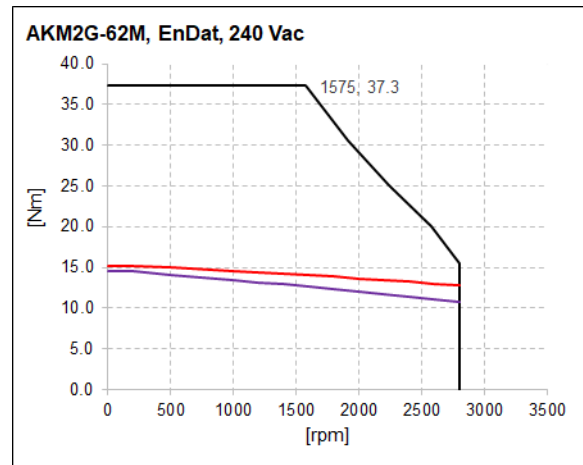
### 2.47 AKM2G-62M [EnDat Feedback]

Part Number: AKM2G-62MxxxxLDxx

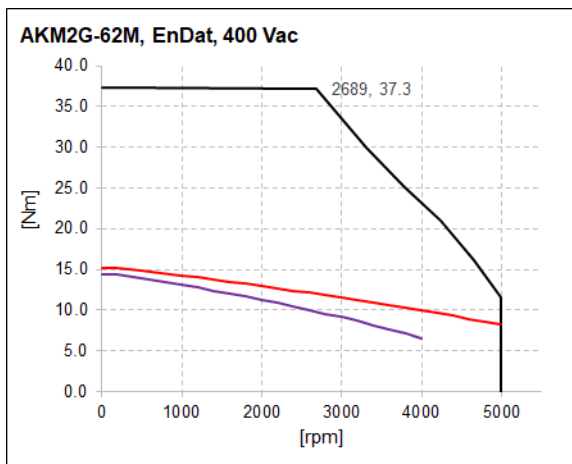
[a] Vbus: 120 VAC






[b] Vbus: 240 VAC



[c] Vbus: 400 VAC

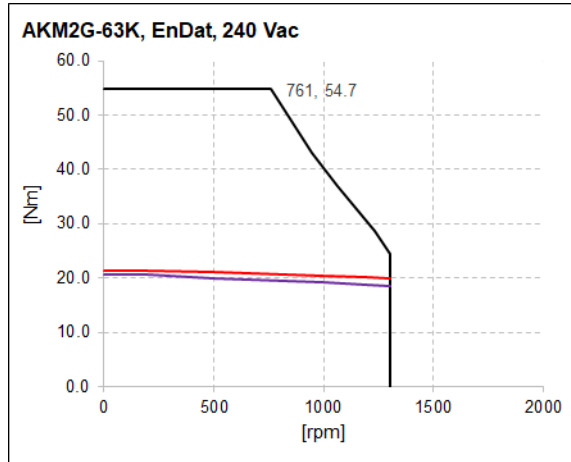


	Peak Torque [Tp]
	Continuous duty S1 [Tc], no brake, no shaft seal
	Continuous duty S1 [Tc], add brake, add shaft seal

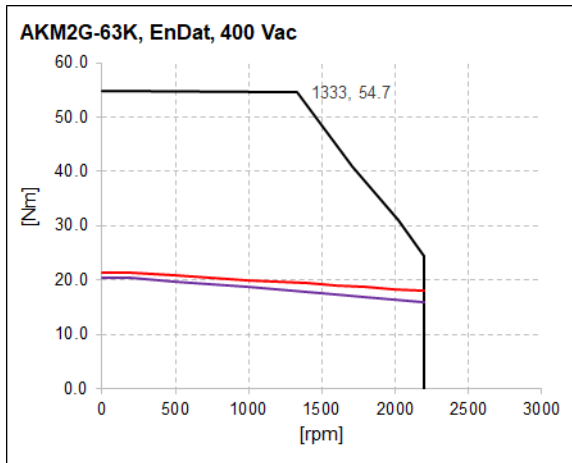
## 2.48 AKM2G-63K [EnDat Feedback]

Part Number: AKM2G-63KxxxxLDxx

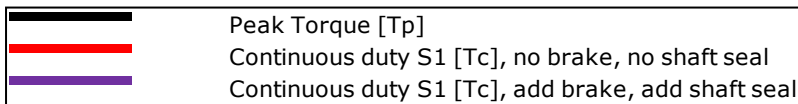
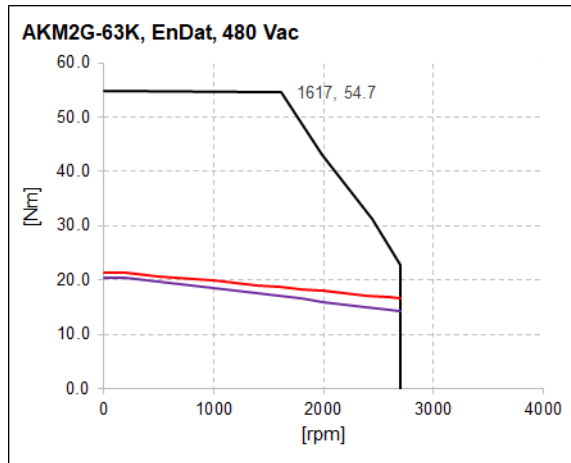
[b] Vbus: 240 VAC



[c] Vbus: 400 VAC



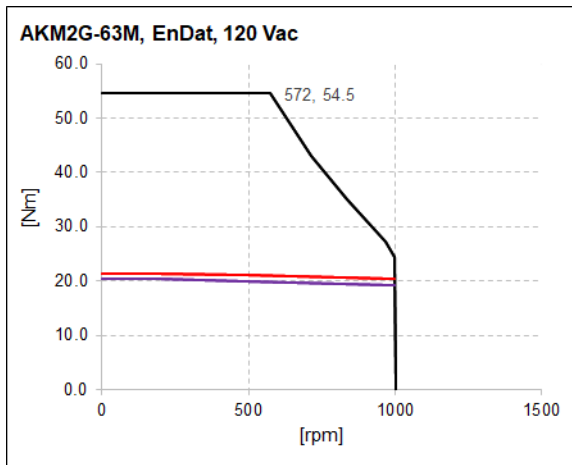
[d] Vbus: 480 VAC



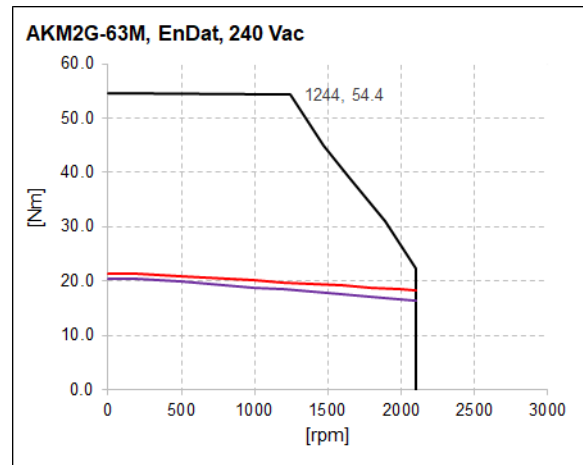
## 2.49 AKM2G-63M [EnDat Feedback]

Part Number: AKM2G-63MxxxxLDxx

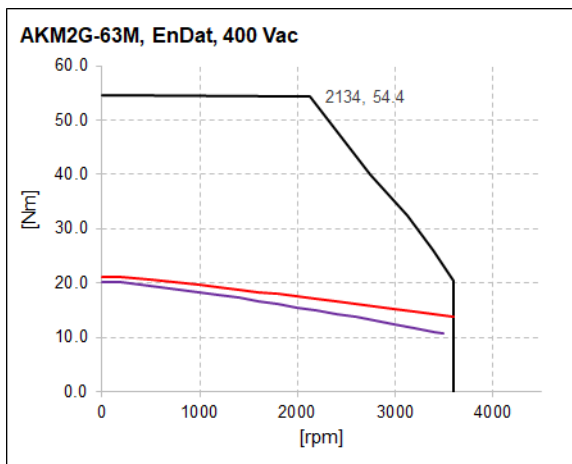
[a] Vbus: 120 VAC



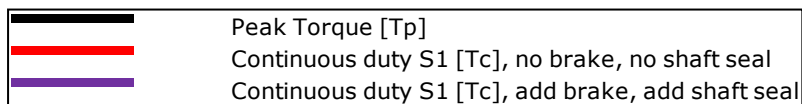
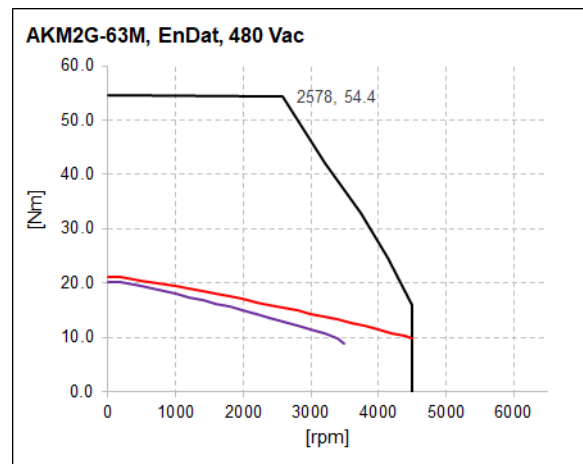
[b] Vbus: 240 VAC



[c] Vbus: 400 VAC



[d] Vbus: 480 VAC



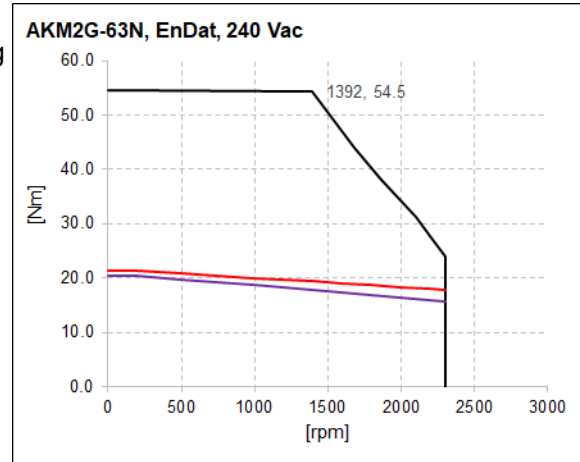
### 2.50 AKM2G-63N [EnDat Feedback]

Part Number: AKM2G-63NxxxxLDxx

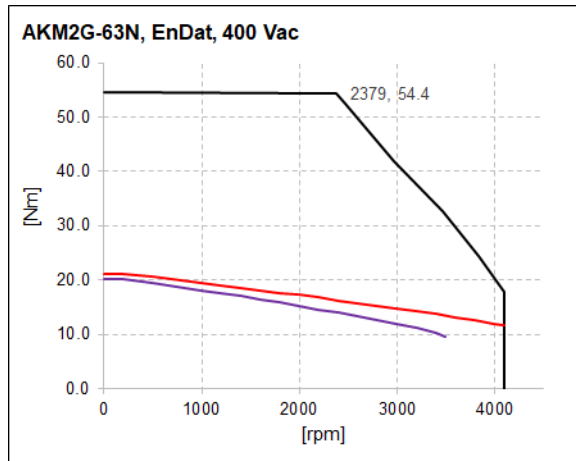
[a] Vbus: 120 VAC

At the time of printing, this information was not available. Please refer to Kollmorgen’s Motioneering Application Sizing programs, the Kollmorgen website Performance Curve Generator or contact Kollmorgen customer support for assistance.

[b] Vbus: 240 VAC



[c] Vbus: 400 VAC



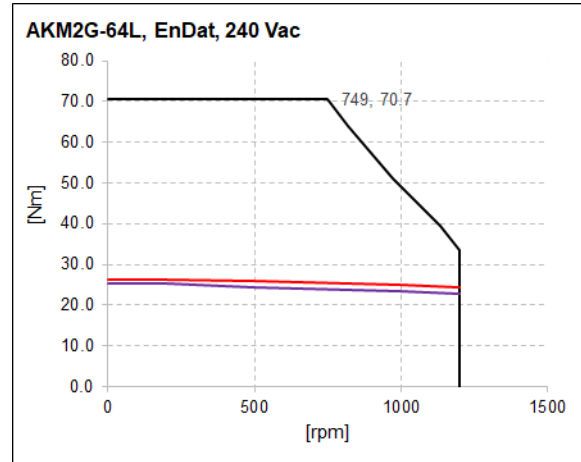
	Peak Torque [Tp]
	Continuous duty S1 [Tc], no brake, no shaft seal
	Continuous duty S1 [Tc], add brake, add shaft seal



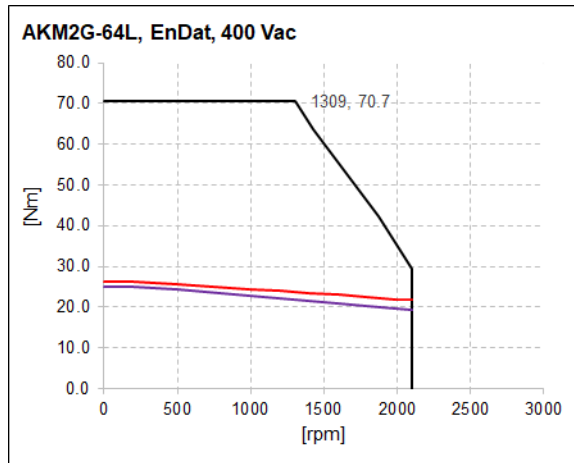
## 2.51 AKM2G-64L [EnDat Feedback]

Part Number: AKM2G-64LxxxxLDxx

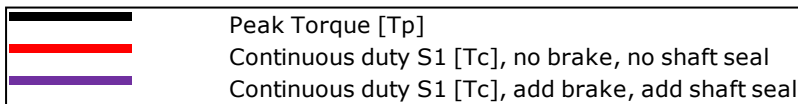
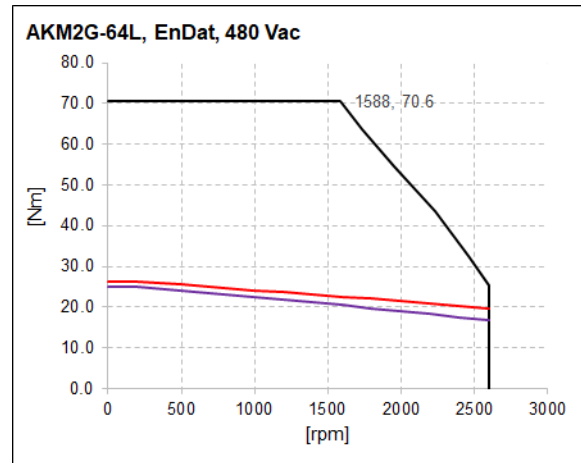
[b] Vbus: 240 VAC



[c] Vbus: 400 VAC



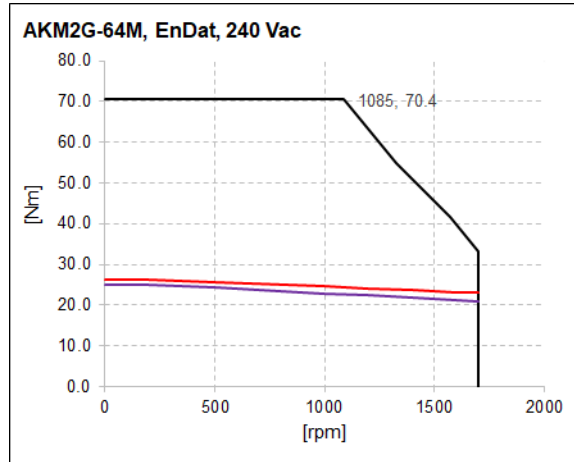
[d] Vbus: 480 VAC



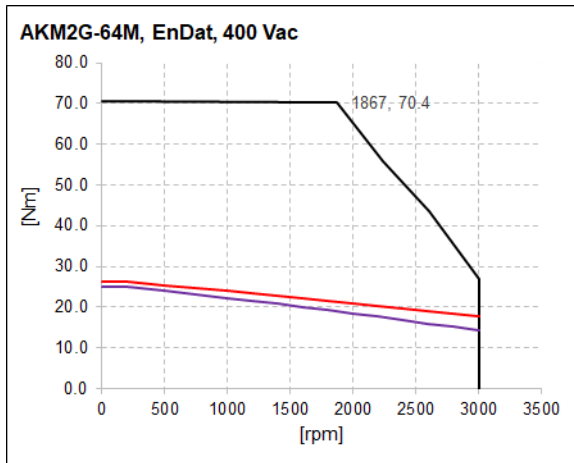
### 2.52 AKM2G-64M [EnDat Feedback]

Part Number: AKM2G-64MxxxxLDxx

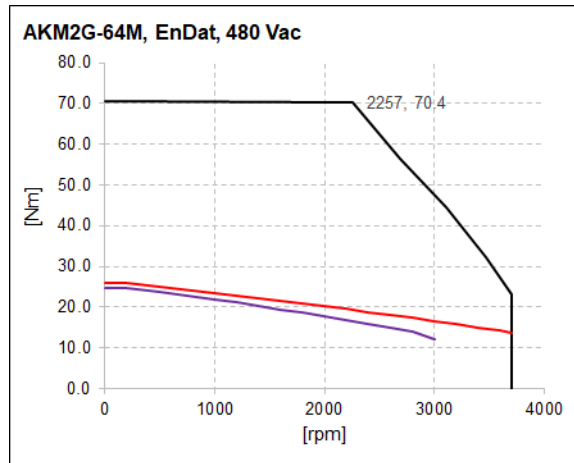
[b] Vbus: 240 VAC



[c] Vbus: 400 VAC



[d] Vbus: 480 VAC



	Peak Torque [Tp]
	Continuous duty S1 [Tc], no brake, no shaft seal
	Continuous duty S1 [Tc], add brake, add shaft seal

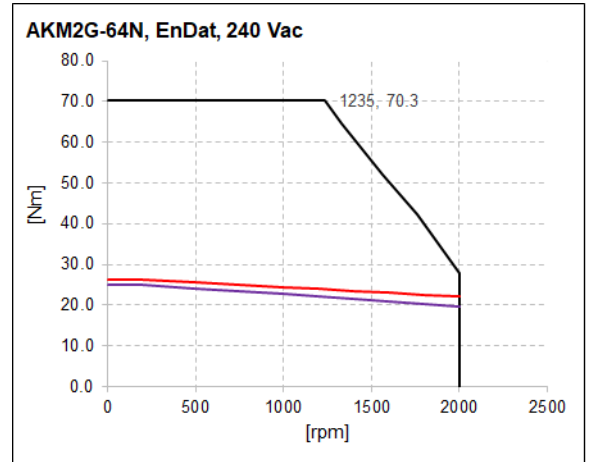
### 2.53 AKM2G-64N [EnDat Feedback]

Part Number: AKM2G-64NxxxxLDxx

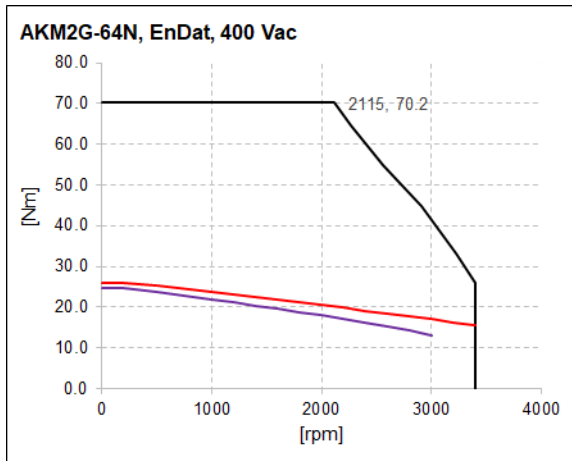
[a] Vbus: 120 VAC

At the time of printing, this information was not available. Please refer to Kollmorgen's Motioneering Application Sizing programs, the Kollmorgen website Performance Curve Generator or contact Kollmorgen customer support for assistance.

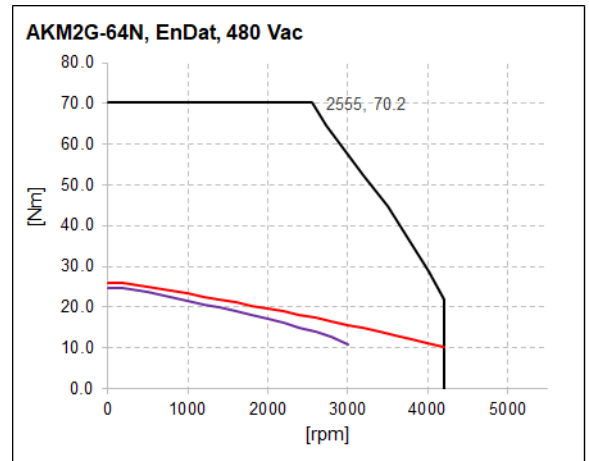
[b] Vbus: 240 VAC



[c] Vbus: 400 VAC



[d] Vbus: 480 VAC

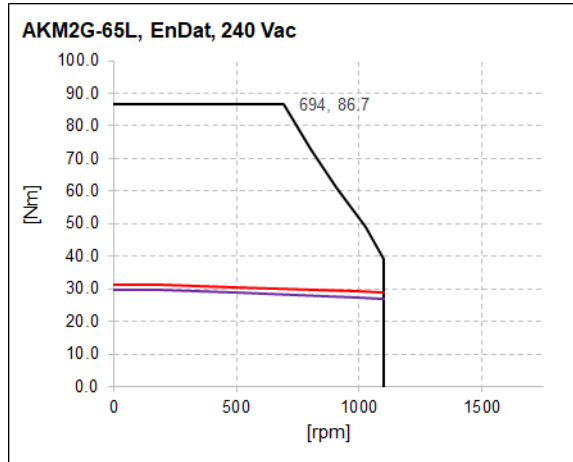


	Peak Torque [Tp]
	Continuous duty S1 [Tc], no brake, no shaft seal
	Continuous duty S1 [Tc], add brake, add shaft seal

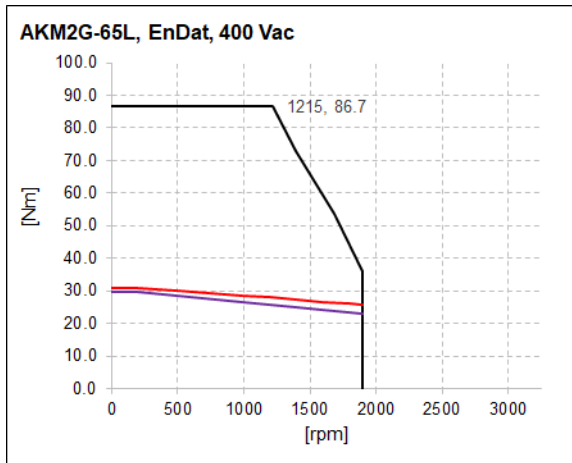
### 2.54 AKM2G-65L [EnDat Feedback]

Part Number: AKM2G-65LxxxxLDxx

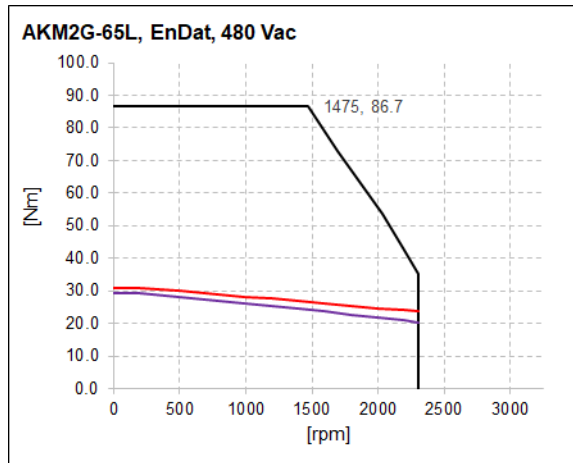
[b] Vbus: 240 VAC



[c] Vbus: 400 VAC



[d] Vbus: 480 VAC

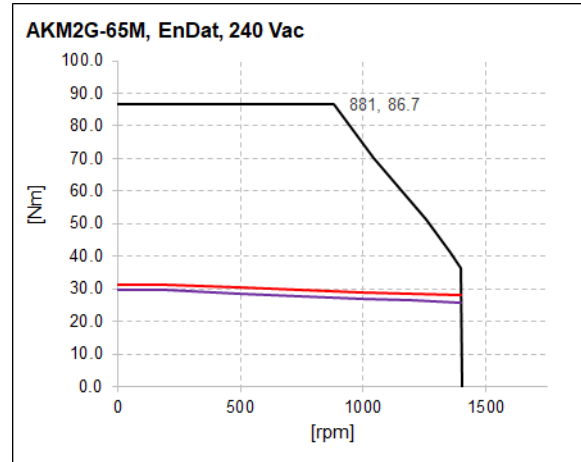


	Peak Torque [Tp]
	Continuous duty S1 [Tc], no brake, no shaft seal
	Continuous duty S1 [Tc], add brake, add shaft seal

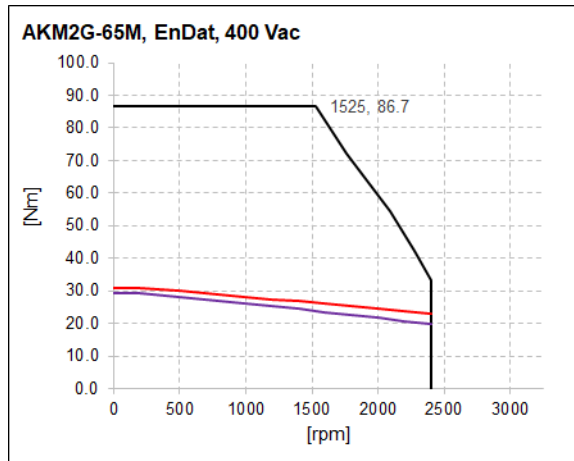
## 2.55 AKM2G-65M [EnDat Feedback]

Part Number: AKM2G-65MxxxxLDxx

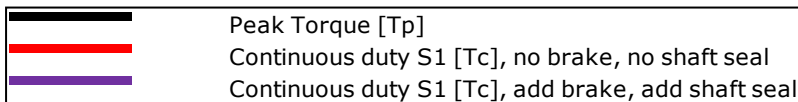
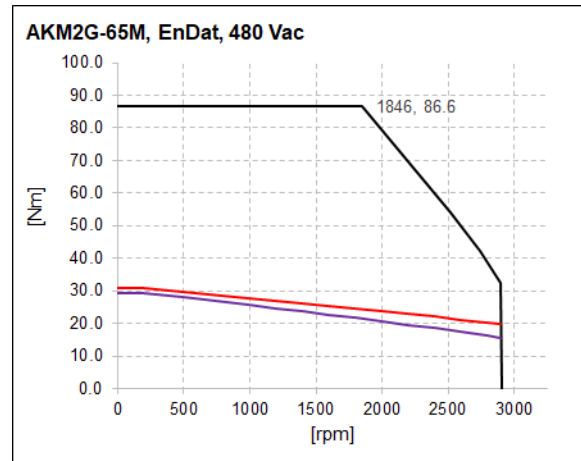
[b] Vbus: 240 VAC



[c] Vbus: 400 VAC



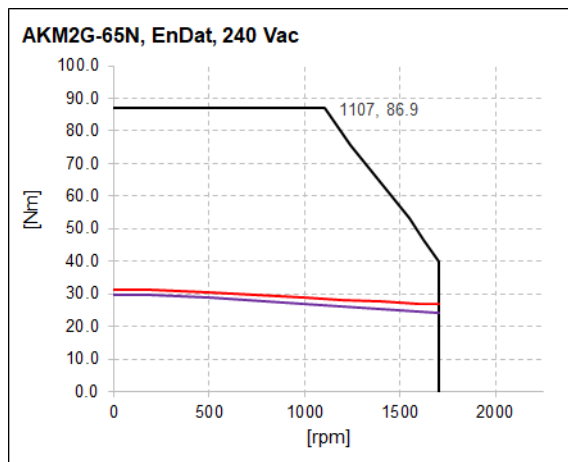
[d] Vbus: 480 VAC



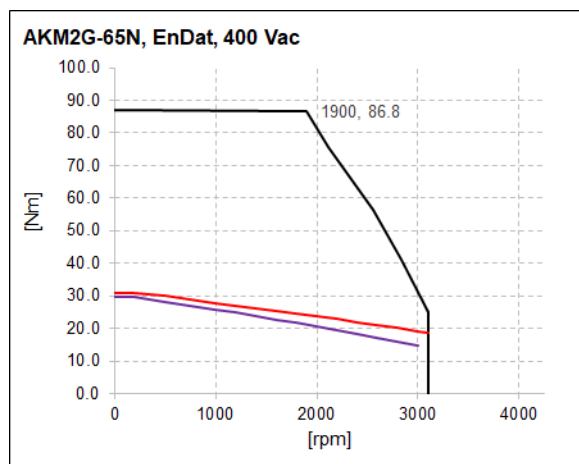
## 2.56 AKM2G-65N [EnDat Feedback]

Part Number: AKM2G-65NxxxxLDxx

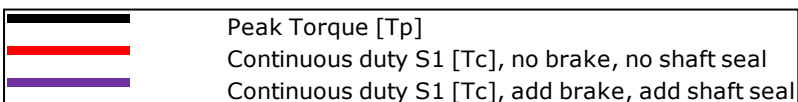
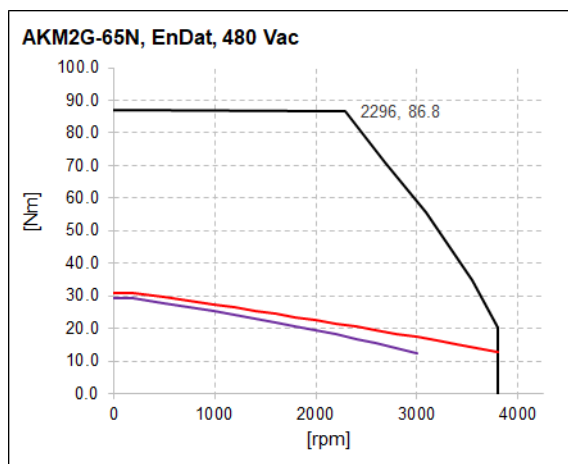
[b] Vbus: 240 VAC



[c] Vbus: 400 VAC



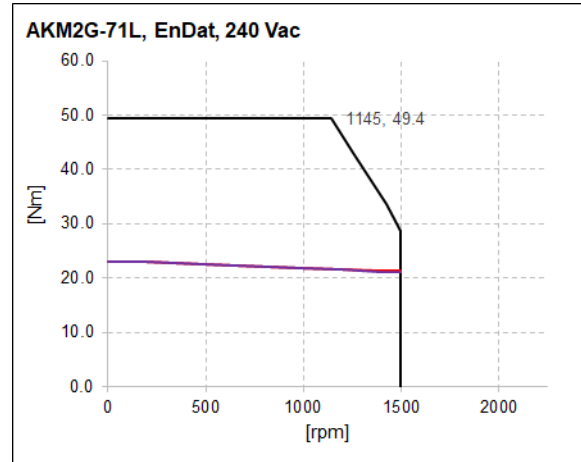
[d] Vbus: 480 VAC



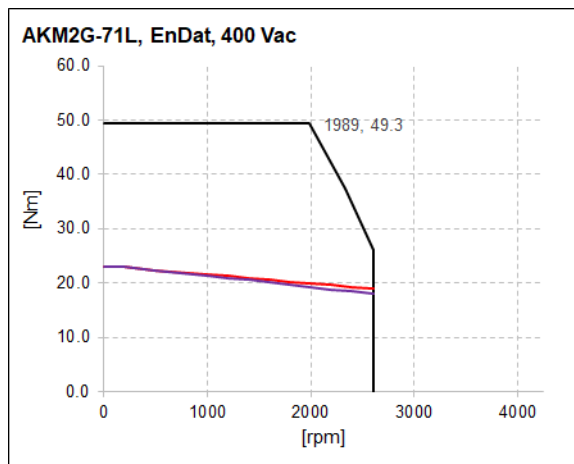
### 2.57 AKM2G-71L [EnDat Feedback]

Part Number: AKM2G-71LxxxxLDxx

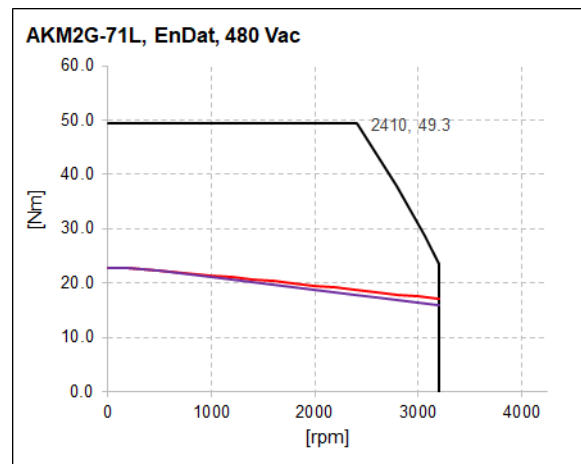
[b] Vbus: 240 VAC






[c] Vbus: 400 VAC



[d] Vbus: 480 VAC

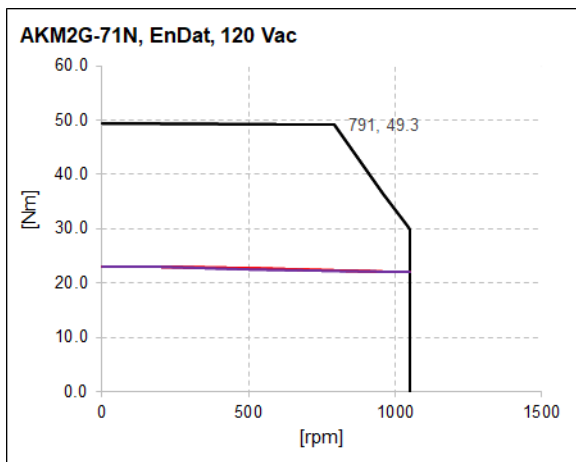


	Peak Torque [Tp]
	Continuous duty S1 [Tc], no brake, no shaft seal
	Continuous duty S1 [Tc], add brake, add shaft seal

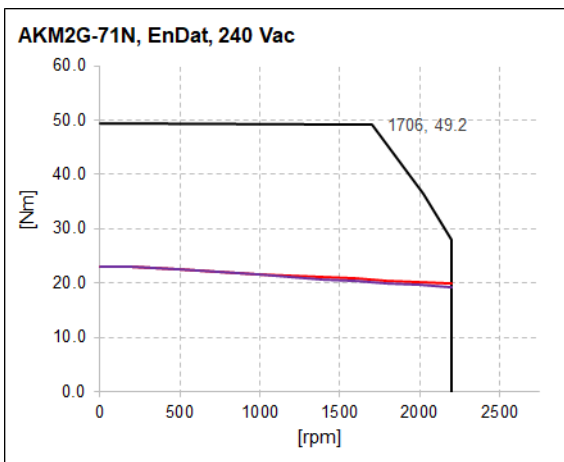
## 2.58 AKM2G-71N [EnDat Feedback]

Part Number: AKM2G-71NxxxxLDxx

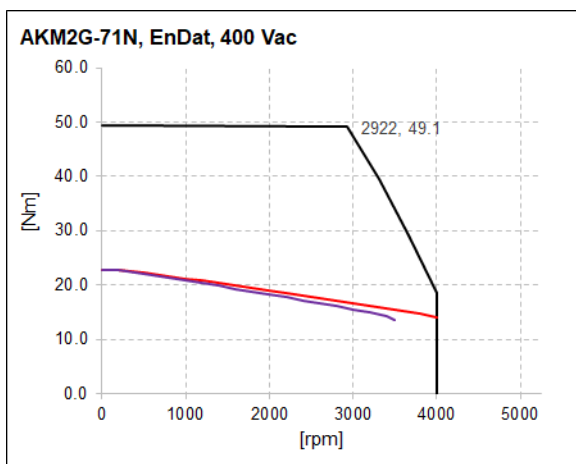
[a] Vbus: 120 VAC



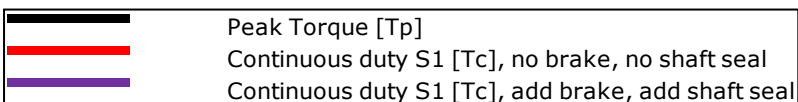
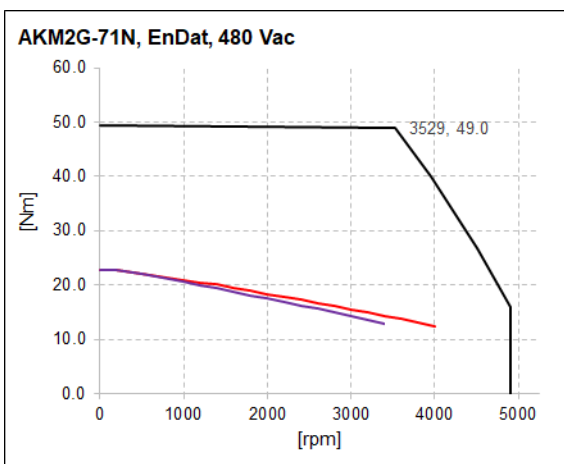
[b] Vbus: 240 VAC



[c] Vbus: 400 VAC



[d] Vbus: 480 VAC





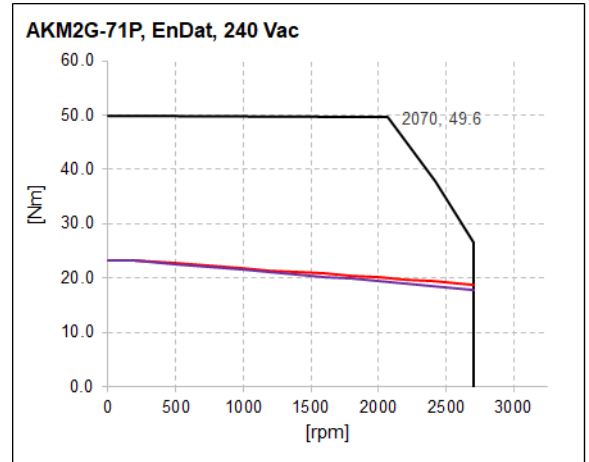
## 2.59 AKM2G-71P [EnDat Feedback]

Part Number: AKM2G-71PxxxxLDxx

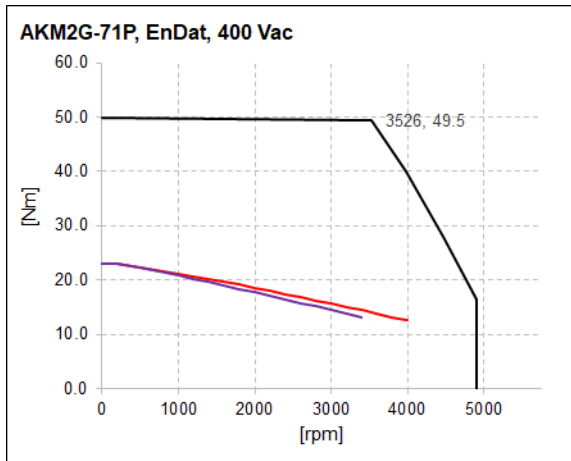
[a] Vbus: 120 VAC




At the time of printing, this information was not available. Please refer to Kollmorgen's Motioneering Application Sizing programs, the Kollmorgen website Performance Curve Generator or contact Kollmorgen customer support for assistance.

[b] Vbus: 240 VAC



[c] Vbus: 400 VAC

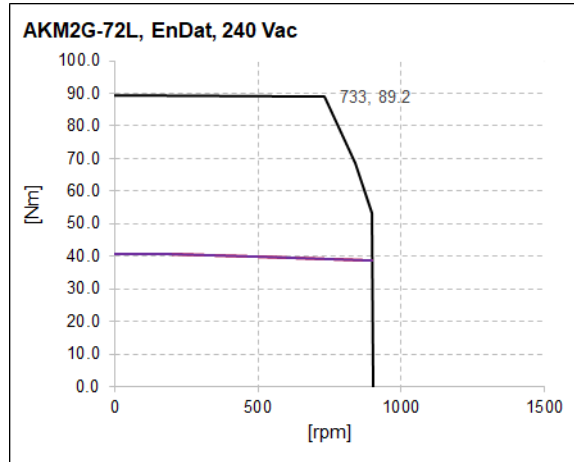


	Peak Torque [Tp]
	Continuous duty S1 [Tc], no brake, no shaft seal
	Continuous duty S1 [Tc], add brake, add shaft seal

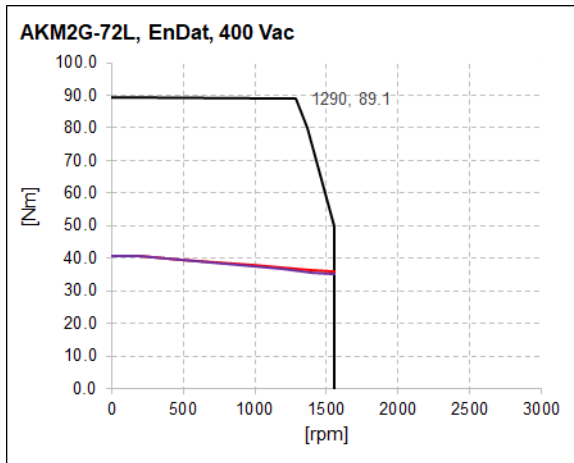
## 2.60 AKM2G-72L [EnDat Feedback]

Part Number: AKM2G-72LxxxxLDxx

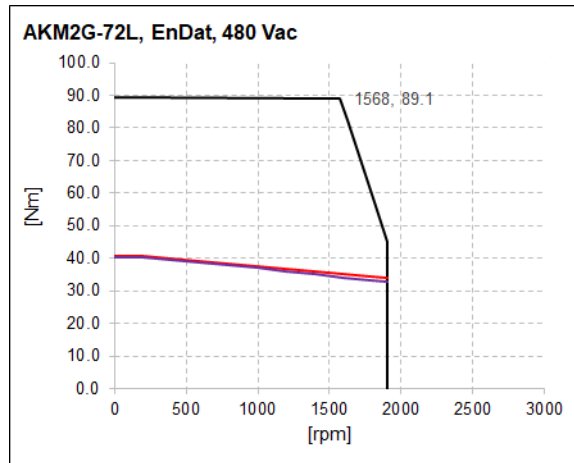
[b] Vbus: 240 VAC






[c] Vbus: 400 VAC



[d] Vbus: 480 VAC

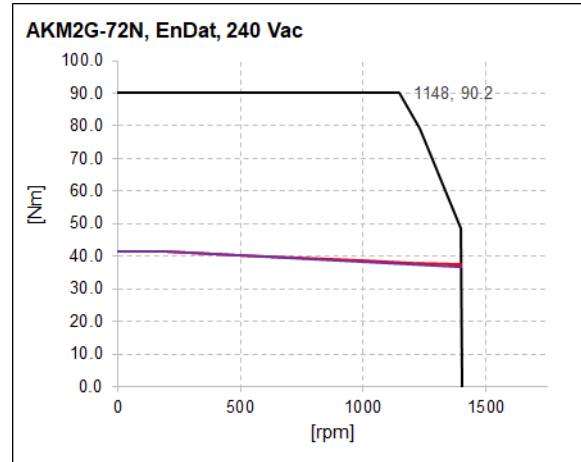


	Peak Torque [Tp]
	Continuous duty S1 [Tc], no brake, no shaft seal
	Continuous duty S1 [Tc], add brake, add shaft seal

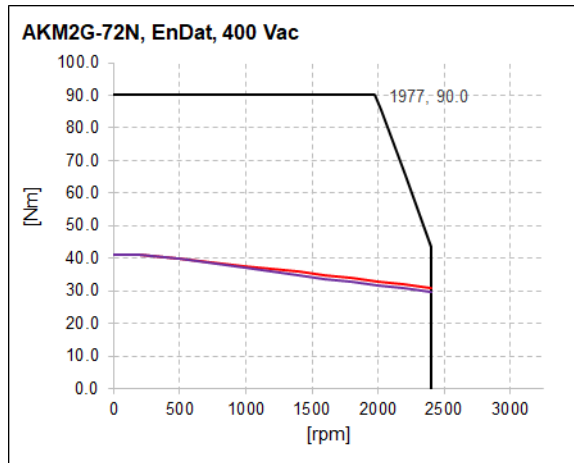
## 2.61 AKM2G-72N [EnDat Feedback]

Part Number: AKM2G-72NxxxxLDxx

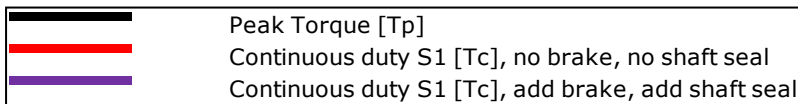
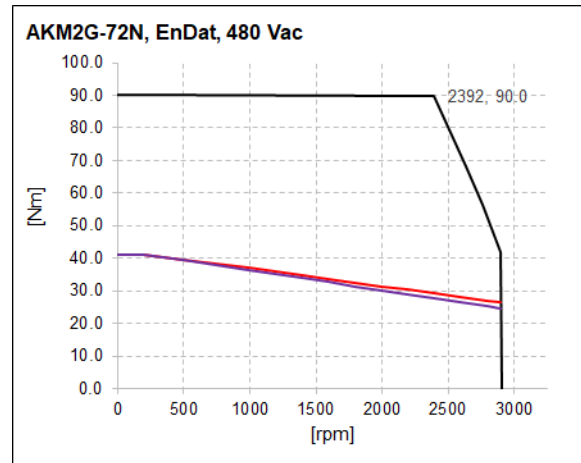
[b] Vbus: 240 VAC



[c] Vbus: 400 VAC



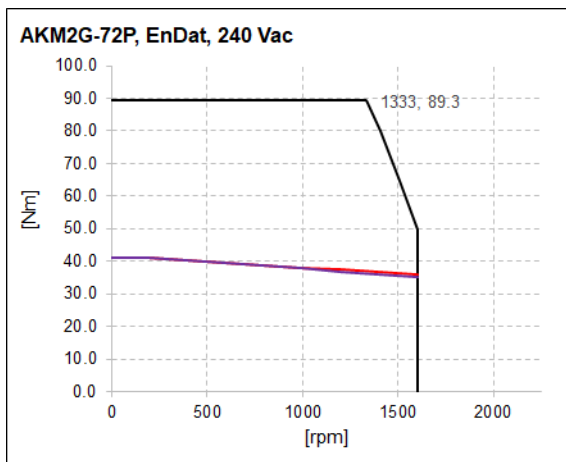
[d] Vbus: 480 VAC



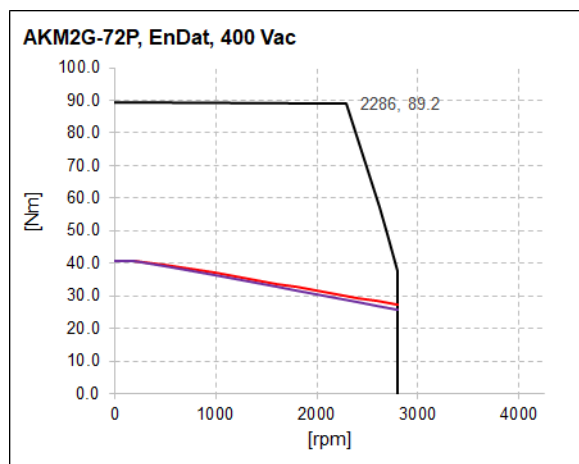
## 2.62 AKM2G-72P [EnDat Feedback]

Part Number: AKM2G-72PxxxxLDxx

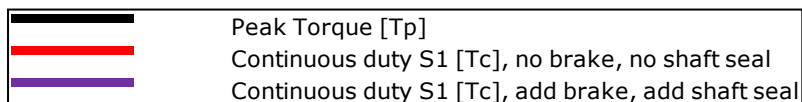
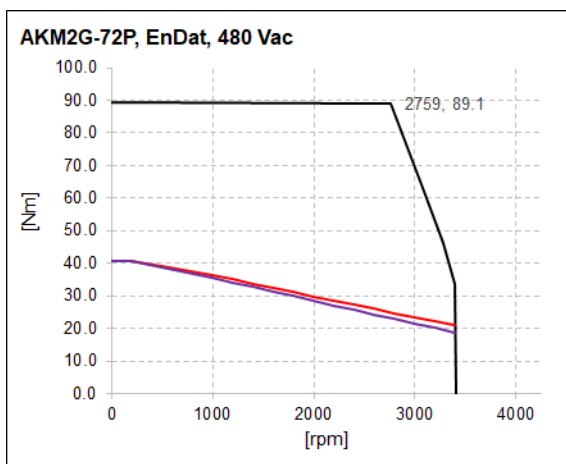
[b] Vbus: 240 VAC



[c] Vbus: 400 VAC



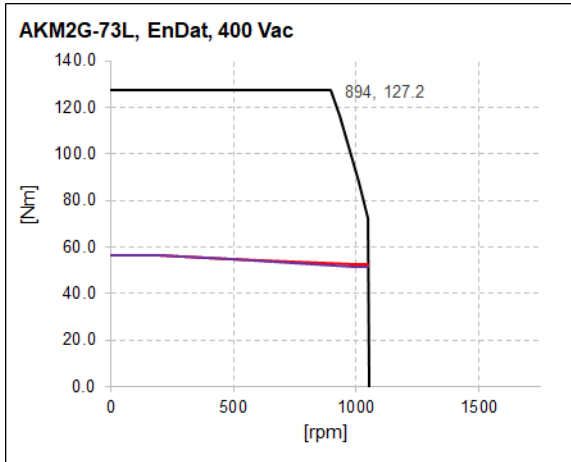
[d] Vbus: 480 VAC



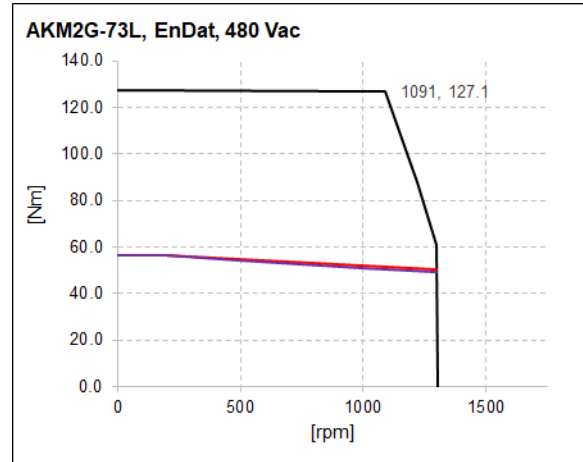
### 2.63 AKM2G-73L [EnDat Feedback]




Part Number: AKM2G-73LxxxxLDxx

[c] Vbus: 400 VAC



[d] Vbus: 480 VAC

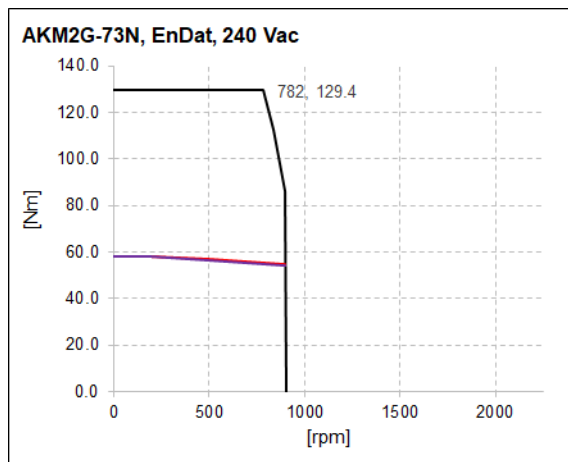


	Peak Torque [Tp]
	Continuous duty S1 [Tc], no brake, no shaft seal
	Continuous duty S1 [Tc], add brake, add shaft seal

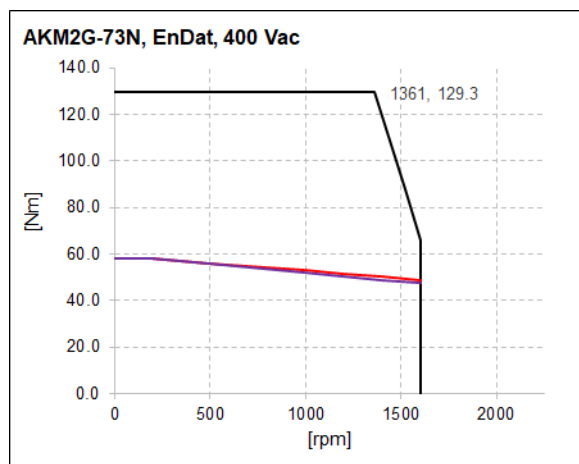
## 2.64 AKM2G-73N [EnDat Feedback]

Part Number: AKM2G-73NxxxxLDxx

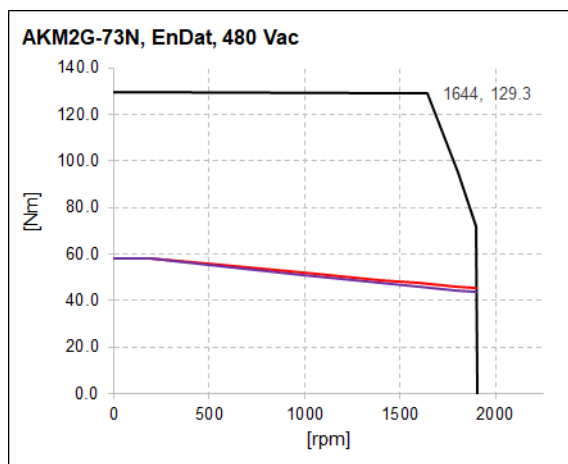
[b] Vbus: 240 VAC






[c] Vbus: 400 VAC



[d] Vbus: 480 VAC

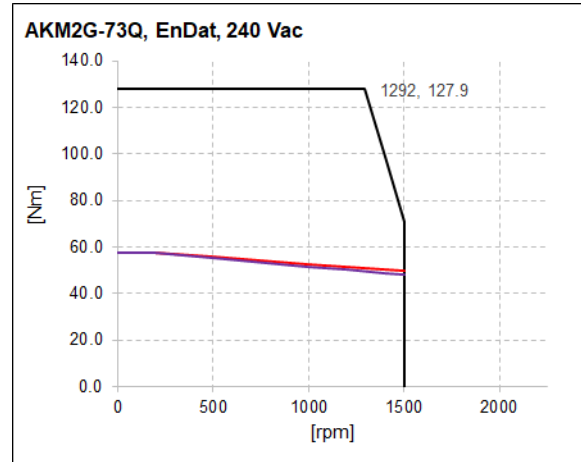


	Peak Torque [Tp]
	Continuous duty S1 [Tc], no brake, no shaft seal
	Continuous duty S1 [Tc], add brake, add shaft seal

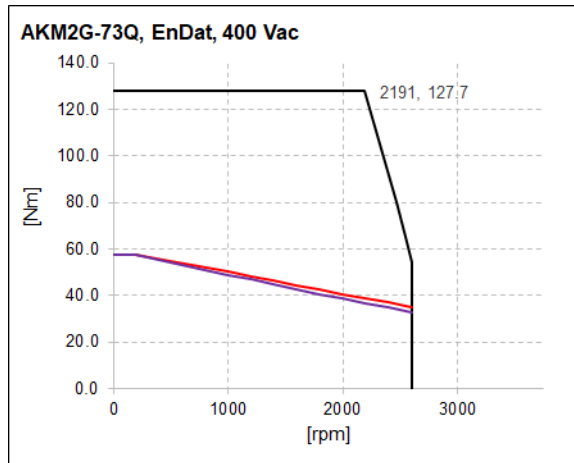
## 2.65 AKM2G-73Q [EnDat Feedback]

Part Number: AKM2G-73QxxxxLDxx

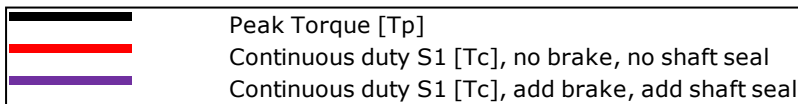
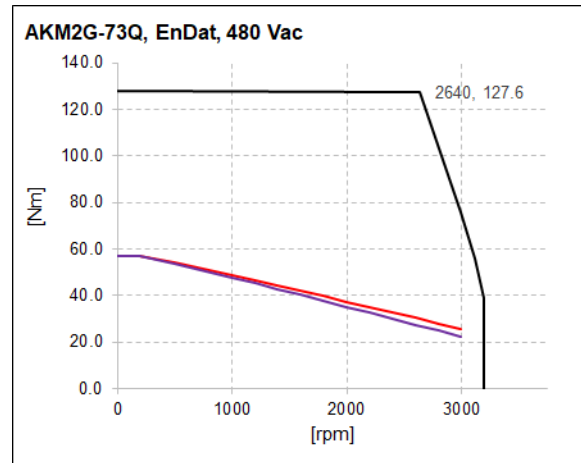
[b] Vbus: 240 VAC



[c] Vbus: 400 VAC



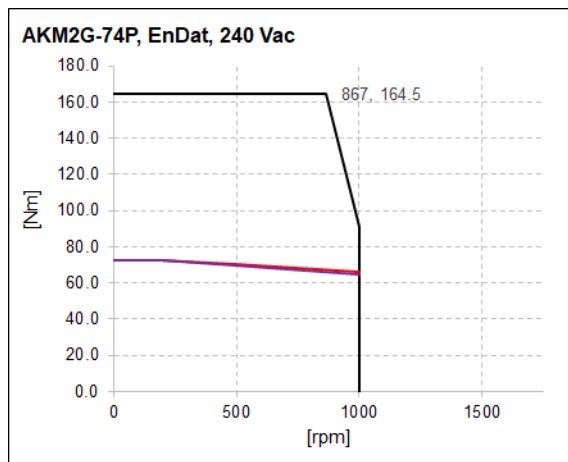
[d] Vbus: 480 VAC



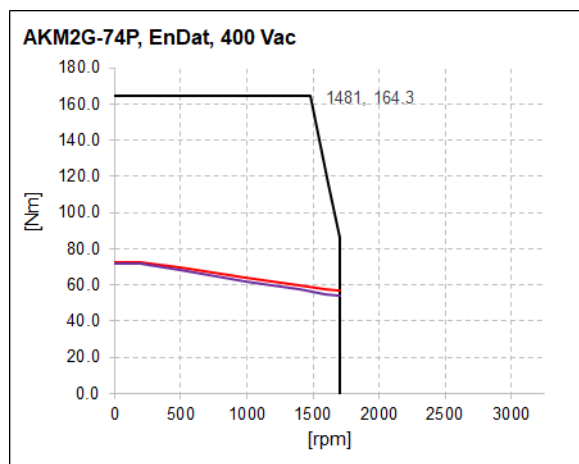
## 2.66 AKM2G-74P [EnDat Feedback]

Part Number: AKM2G-74PxxxxLDxx

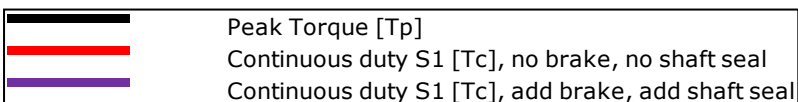
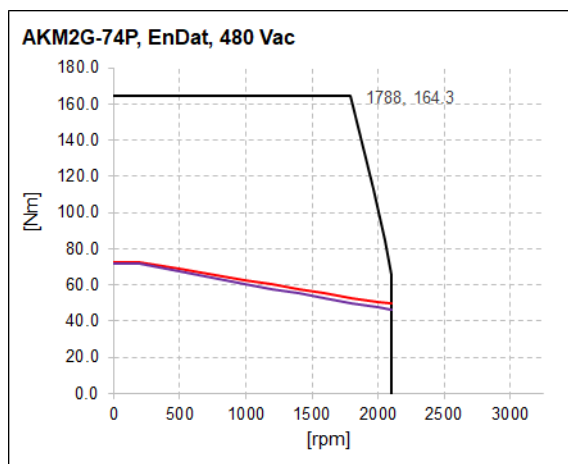
[b] Vbus: 240 VAC



[c] Vbus: 400 VAC



[d] Vbus: 480 VAC

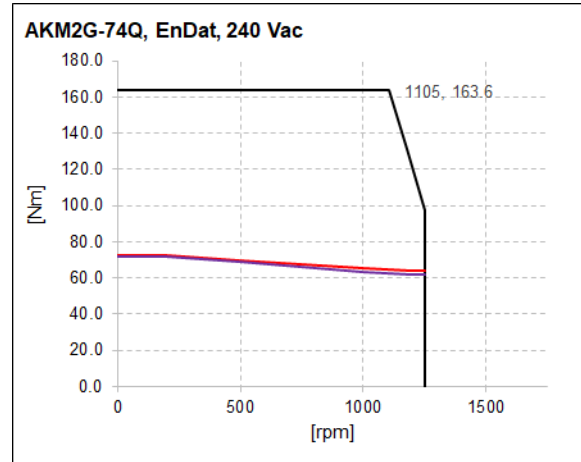




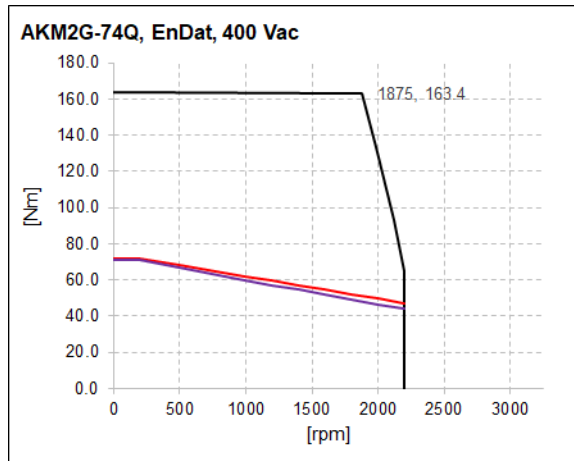
## 2.67 AKM2G-74Q [EnDat Feedback]

Part Number: AKM2G-74QxxxxLDxx

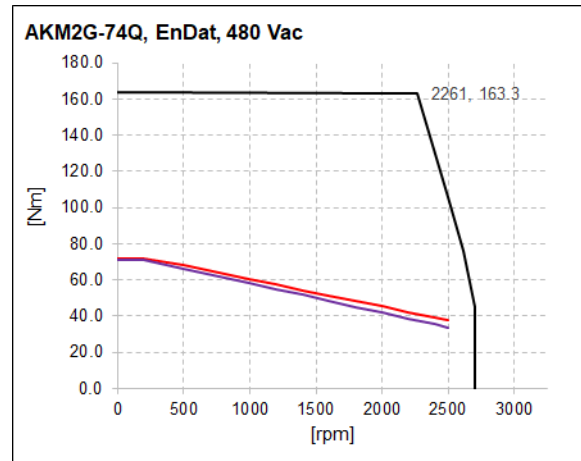
[b] Vbus: 240 VAC






[c] Vbus: 400 VAC



[d] Vbus: 480 VAC

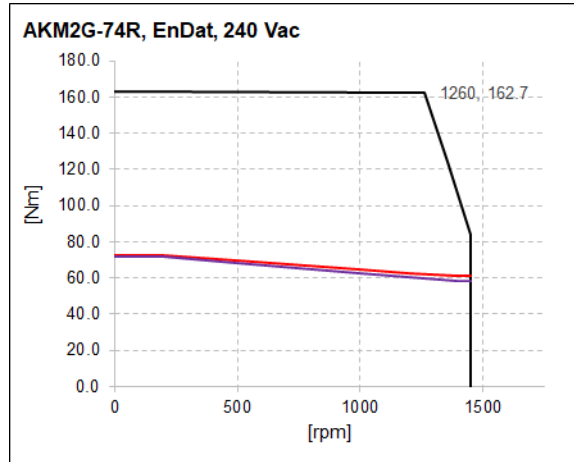


	Peak Torque [Tp]
	Continuous duty S1 [Tc], no brake, no shaft seal
	Continuous duty S1 [Tc], add brake, add shaft seal

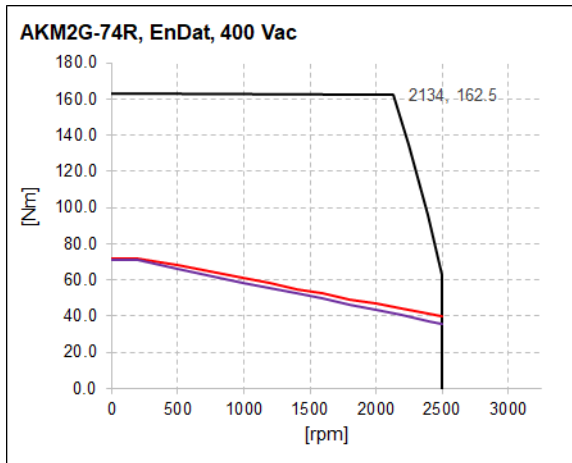
### 2.68 AKM2G-74R [EnDat Feedback]

Part Number: AKM2G-74RxxxxLDxx

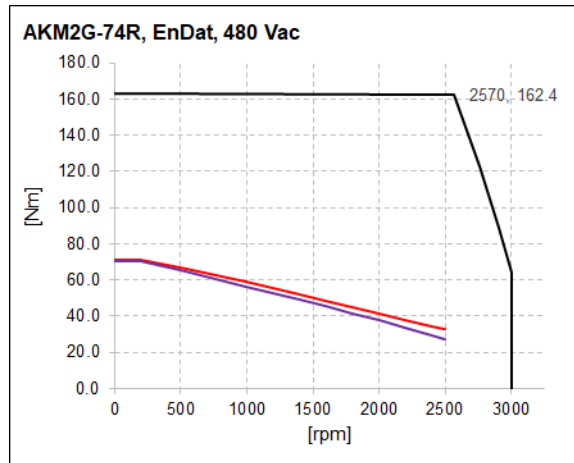
[b] Vbus: 240 VAC






[c] Vbus: 400 VAC



[d] Vbus: 480 VAC



	Peak Torque [Tp]
	Continuous duty S1 [Tc], no brake, no shaft seal
	Continuous duty S1 [Tc], add brake, add shaft seal

### 3 HIPERFACE [GU]

3.1	AKM2G-21D [HIPERFACE Feedback]	77
3.2	AKM2G-21E [HIPERFACE Feedback]	78
3.3	AKM2G-21G [HIPERFACE Feedback]	79
3.4	AKM2G-22D [HIPERFACE Feedback]	80
3.5	AKM2G-22E [HIPERFACE Feedback]	81
3.6	AKM2G-23D [HIPERFACE Feedback]	82
3.7	AKM2G-23E [HIPERFACE Feedback]	83
3.8	AKM2G-23F [HIPERFACE Feedback]	84
3.9	AKM2G-24D [HIPERFACE Feedback]	85
3.10	AKM2G-24E [HIPERFACE Feedback]	86
3.11	AKM2G-24F [HIPERFACE Feedback]	87
3.12	AKM2G-31C [HIPERFACE Feedback]	88
3.13	AKM2G-31D [HIPERFACE Feedback]	89
3.14	AKM2G-31E [HIPERFACE Feedback]	90
3.15	AKM2G-32D [HIPERFACE Feedback]	91
3.16	AKM2G-32E [HIPERFACE Feedback]	92
3.17	AKM2G-32G [HIPERFACE Feedback]	93
3.18	AKM2G-33E [HIPERFACE Feedback]	94
3.19	AKM2G-33G [HIPERFACE Feedback]	95
3.20	AKM2G-33H [HIPERFACE Feedback]	96
3.21	AKM2G-41D [HIPERFACE Feedback]	97
3.22	AKM2G-41E [HIPERFACE Feedback]	98
3.23	AKM2G-41G [HIPERFACE Feedback]	99
3.24	AKM2G-42D [HIPERFACE Feedback]	100
3.25	AKM2G-42E [HIPERFACE Feedback]	101
3.26	AKM2G-42H [HIPERFACE Feedback]	102
3.27	AKM2G-43D [HIPERFACE Feedback]	103
3.28	AKM2G-43G [HIPERFACE Feedback]	104
3.29	AKM2G-43I [HIPERFACE Feedback]	105
3.30	AKM2G-44E [HIPERFACE Feedback]	106
3.31	AKM2G-44H [HIPERFACE Feedback]	107
3.32	AKM2G-44J [HIPERFACE Feedback]	108
3.33	AKM2G-51H [HIPERFACE Feedback]	109
3.34	AKM2G-51I [HIPERFACE Feedback]	110
3.35	AKM2G-51K [HIPERFACE Feedback]	111
3.36	AKM2G-52H [HIPERFACE Feedback]	112
3.37	AKM2G-52K [HIPERFACE Feedback]	113
3.38	AKM2G-52L [HIPERFACE Feedback]	114
3.39	AKM2G-53H [HIPERFACE Feedback]	115
3.40	AKM2G-53L [HIPERFACE Feedback]	116
3.41	AKM2G-53M [HIPERFACE Feedback]	117
3.42	AKM2G-54L [HIPERFACE Feedback]	118
3.43	AKM2G-54M [HIPERFACE Feedback]	119
3.44	AKM2G-54N [HIPERFACE Feedback]	120
3.45	AKM2G-62K [HIPERFACE Feedback]	121
3.46	AKM2G-62L [HIPERFACE Feedback]	122
3.47	AKM2G-62M [HIPERFACE Feedback]	123
3.48	AKM2G-63K [HIPERFACE Feedback]	124

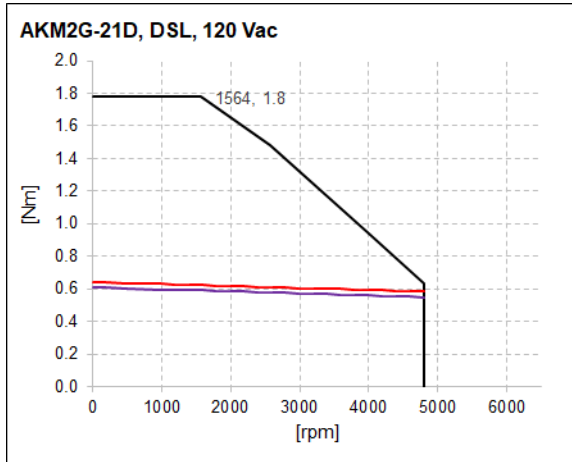
---

<b>3.49</b>	<b>AKM2G-63M [HIPERFACE Feedback]</b>	<b>125</b>
<b>3.50</b>	<b>AKM2G-63N [HIPERFACE Feedback]</b>	<b>126</b>
<b>3.51</b>	<b>AKM2G-64L [HIPERFACE Feedback]</b>	<b>127</b>
<b>3.52</b>	<b>AKM2G-64M [HIPERFACE Feedback]</b>	<b>128</b>
<b>3.53</b>	<b>AKM2G-64N [HIPERFACE Feedback]</b>	<b>129</b>
<b>3.54</b>	<b>AKM2G-65L [HIPERFACE Feedback]</b>	<b>130</b>
<b>3.55</b>	<b>AKM2G-65M [HIPERFACE Feedback]</b>	<b>131</b>
<b>3.56</b>	<b>AKM2G-65N [HIPERFACE Feedback]</b>	<b>132</b>
<b>3.57</b>	<b>AKM2G-71L [HIPERFACE Feedback]</b>	<b>133</b>
<b>3.58</b>	<b>AKM2G-71N [HIPERFACE Feedback]</b>	<b>134</b>
<b>3.59</b>	<b>AKM2G-71P [HIPERFACE Feedback]</b>	<b>135</b>
<b>3.60</b>	<b>AKM2G-72L [HIPERFACE Feedback]</b>	<b>136</b>
<b>3.61</b>	<b>AKM2G-72N [HIPERFACE Feedback]</b>	<b>137</b>
<b>3.62</b>	<b>AKM2G-72P [HIPERFACE Feedback]</b>	<b>138</b>
<b>3.63</b>	<b>AKM2G-73L [HIPERFACE Feedback]</b>	<b>139</b>
<b>3.64</b>	<b>AKM2G-73N [HIPERFACE Feedback]</b>	<b>140</b>
<b>3.65</b>	<b>AKM2G-73Q [HIPERFACE Feedback]</b>	<b>141</b>
<b>3.66</b>	<b>AKM2G-74P [HIPERFACE Feedback]</b>	<b>142</b>
<b>3.67</b>	<b>AKM2G-74Q [HIPERFACE Feedback]</b>	<b>143</b>
<b>3.68</b>	<b>AKM2G-74R [HIPERFACE Feedback]</b>	<b>144</b>

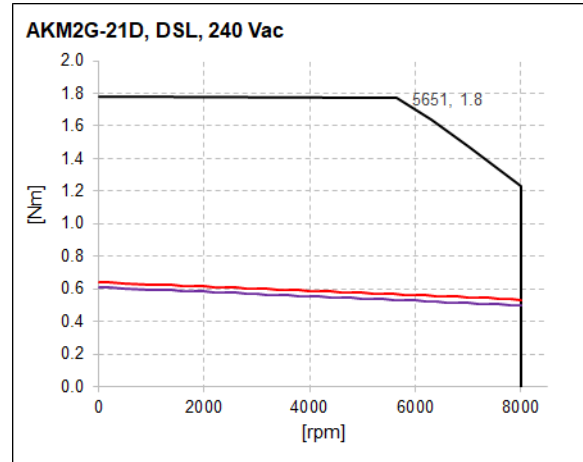
### 3.1 AKM2G-21D [HIPERFACE Feedback]

Part Number: AKM2G-21DxxxxGUxx

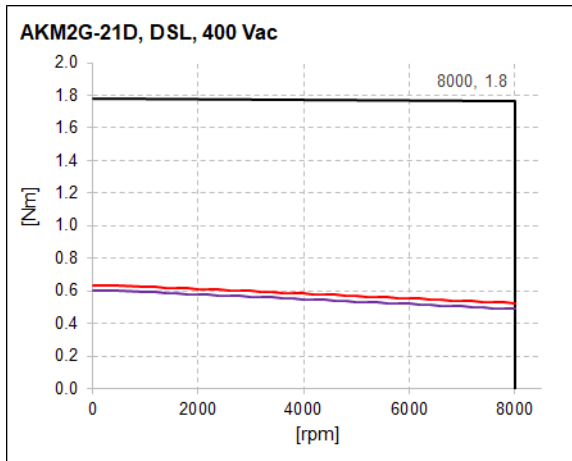
[a] Vbus: 120 VAC



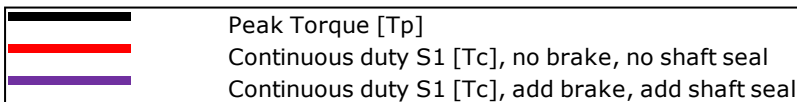
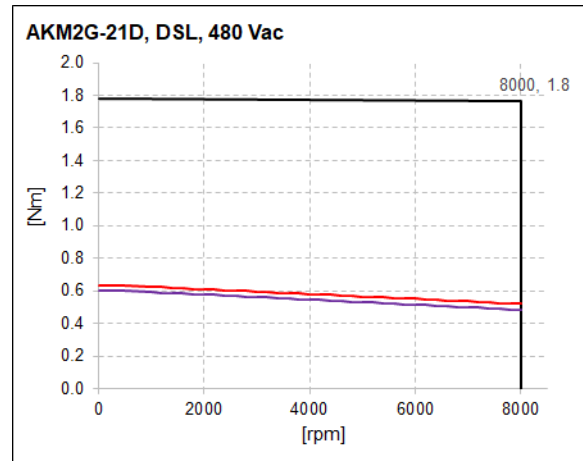
[b] Vbus: 240 VAC



[c] Vbus: 400 VAC



[d] Vbus: 480 VAC

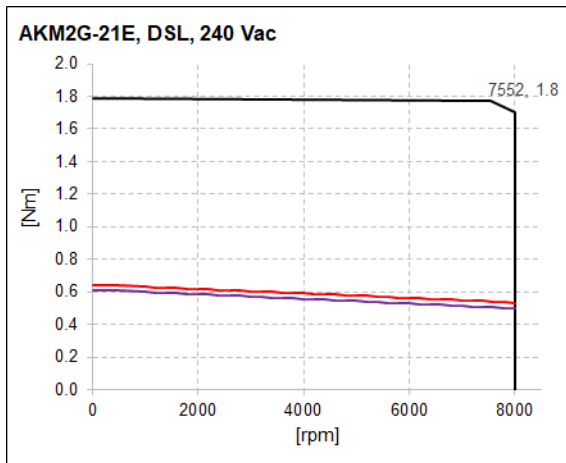
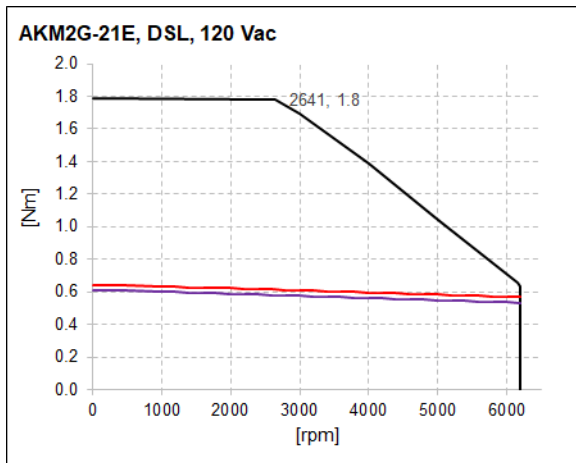





### 3.2 AKM2G-21E [HIPERFACE Feedback]

Part Number: AKM2G-21ExxxxGUxx

[a] Vbus: 120 VAC

[b] Vbus: 240 VAC

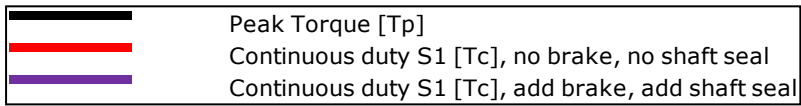
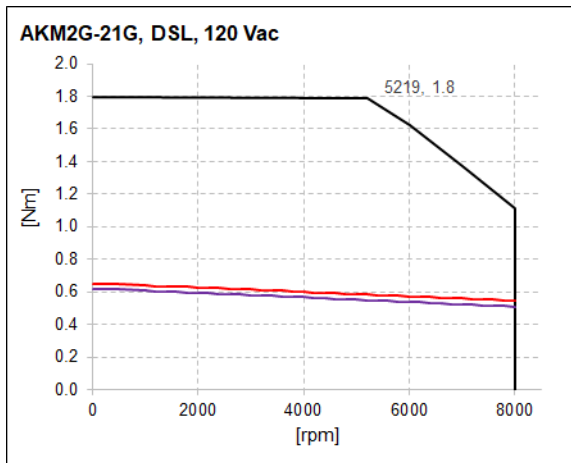


	Peak Torque [Tp]
	Continuous duty S1 [Tc], no brake, no shaft seal
	Continuous duty S1 [Tc], add brake, add shaft seal

### 3.3 AKM2G-21G [HIPERFACE Feedback]

Part Number: AKM2G-21GxxxxGUxx

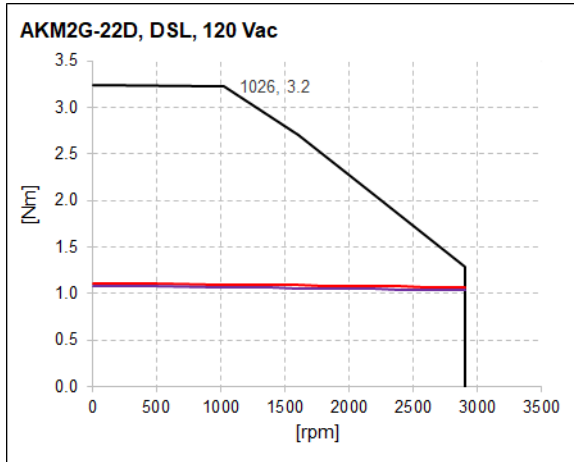
[a] Vbus: 120 VAC



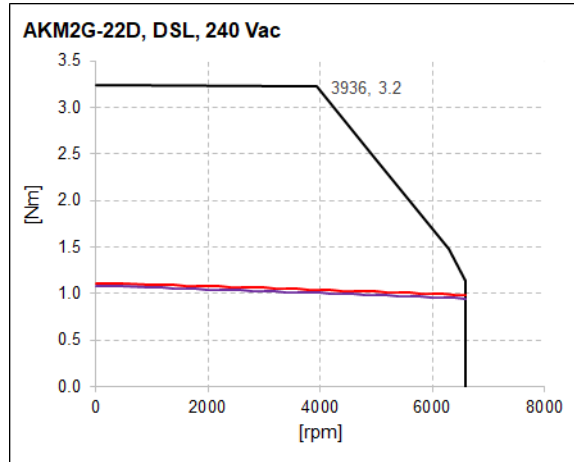
### 3.4 AKM2G-22D [HIPERFACE Feedback]

Part Number: AKM2G-22DxxxxGUxx

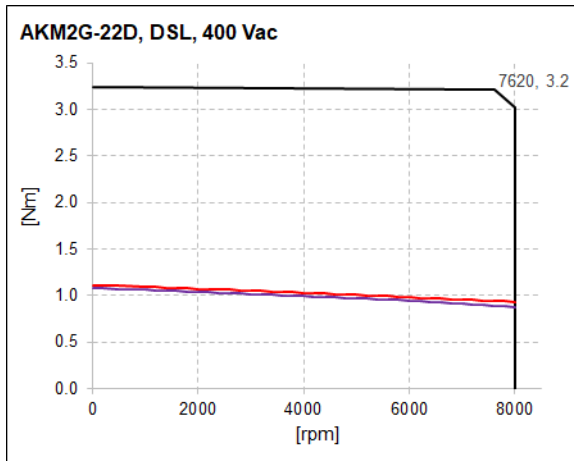
[a] Vbus: 120 VAC



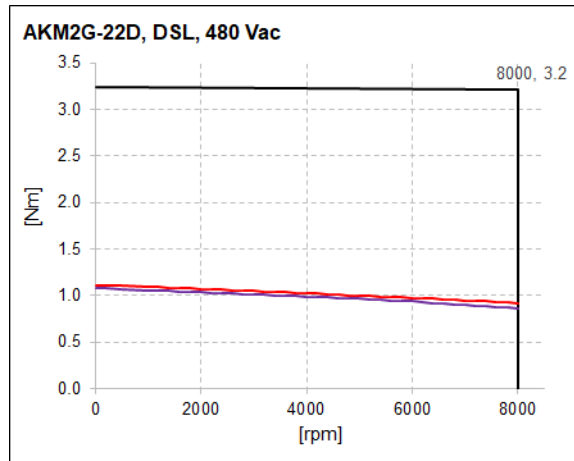
[b] Vbus: 240 VAC






[c] Vbus: 400 VAC



[d] Vbus: 480 VAC



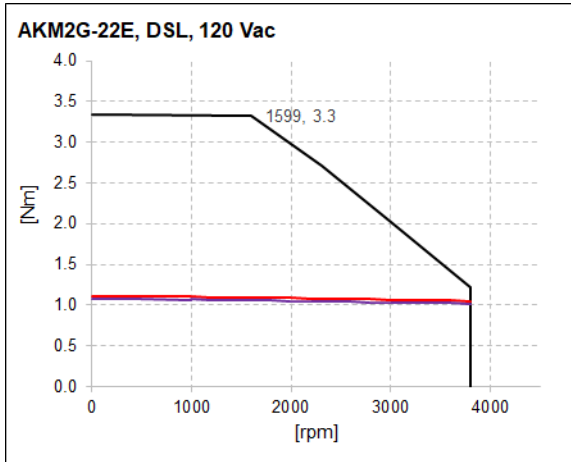
	Peak Torque [Tp]
	Continuous duty S1 [Tc], no brake, no shaft seal
	Continuous duty S1 [Tc], add brake, add shaft seal



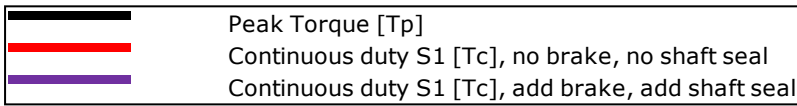
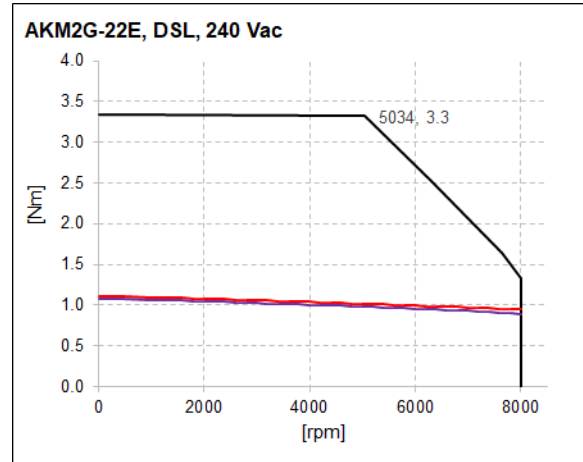
### 3.5 AKM2G-22E [HIPERFACE Feedback]

Part Number: AKM2G-22ExxxxGUxx

[a] Vbus: 120 VAC



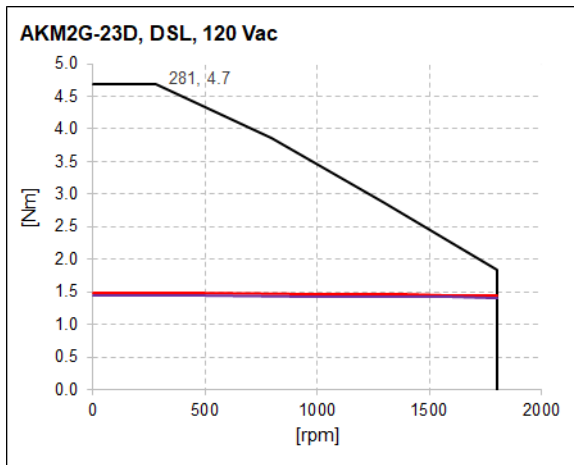
[b] Vbus: 240 VAC



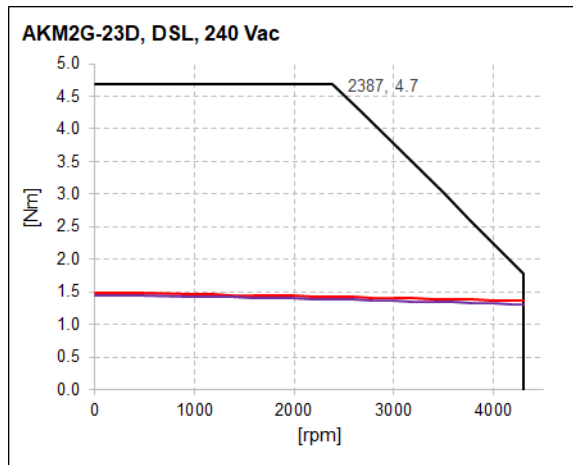
### 3.6 AKM2G-23D [HIPERFACE Feedback]

Part Number: AKM2G-23DxxxxGUxx

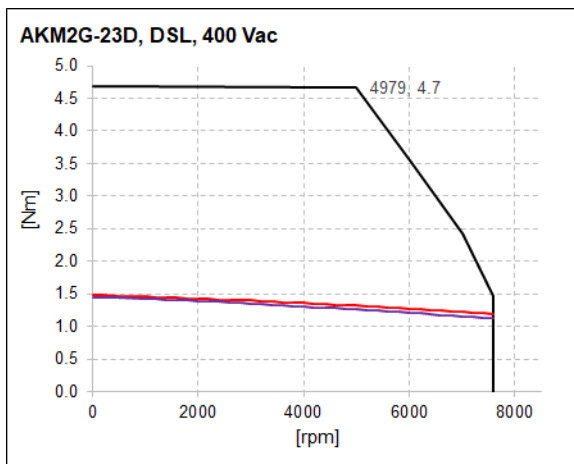
[a] Vbus: 120 VAC



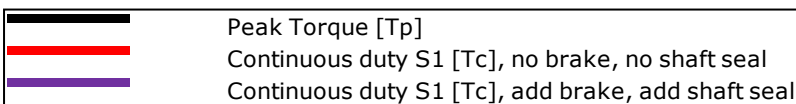
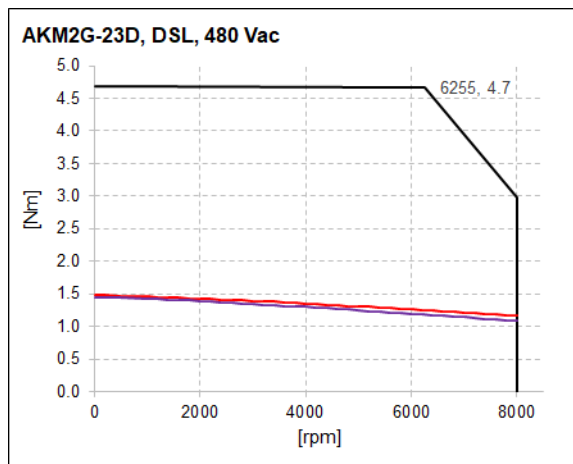
[b] Vbus: 240 VAC



[c] Vbus: 400 VAC



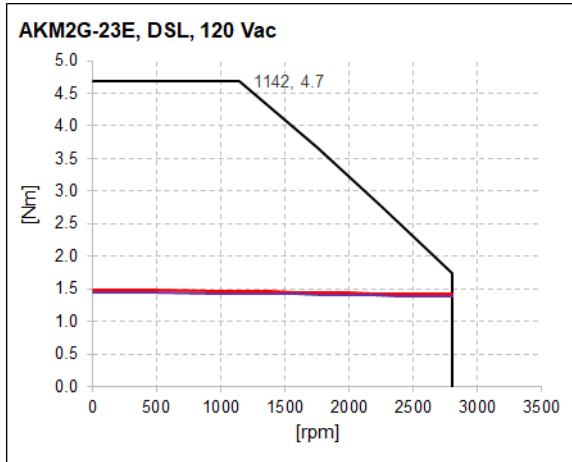
[d] Vbus: 480 VAC



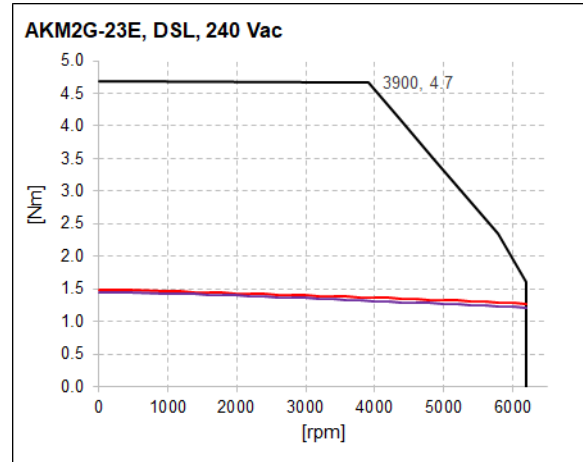
### 3.7 AKM2G-23E [HIPERFACE Feedback]

Part Number: AKM2G-23ExxxxGUxx

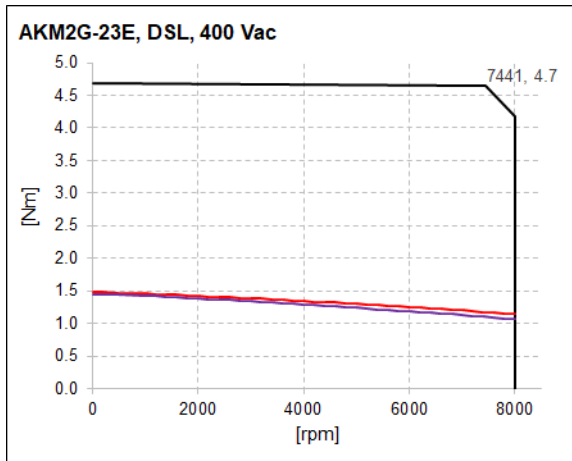
[a] Vbus: 120 VAC



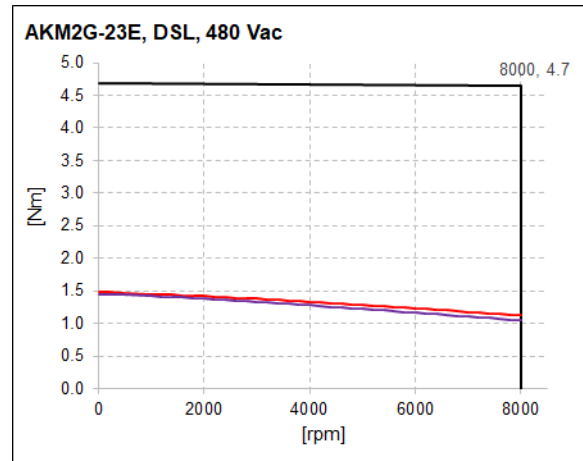
[b] Vbus: 240 VAC



[c] Vbus: 400 VAC



[d] Vbus: 480 VAC



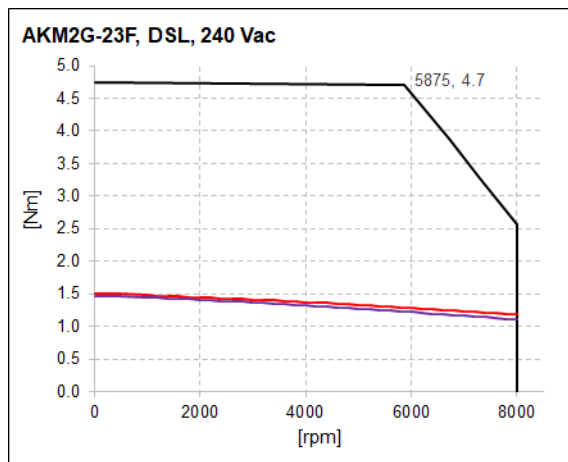
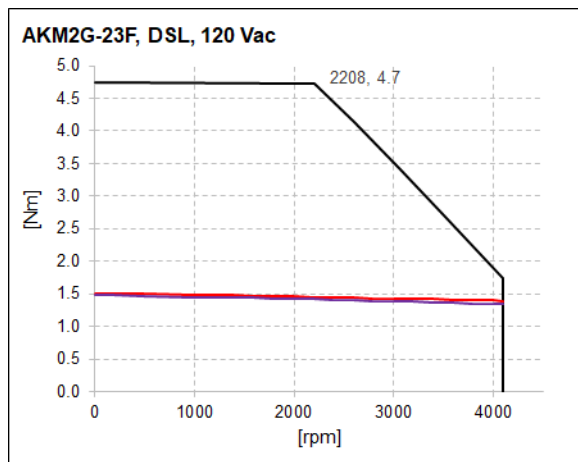
	Peak Torque [Tp]
	Continuous duty S1 [Tc], no brake, no shaft seal
	Continuous duty S1 [Tc], add brake, add shaft seal




### 3.8 AKM2G-23F [HIPERFACE Feedback]

Part Number: AKM2G-23FxxxxGUxx

[a] Vbus: 120 VAC

[b] Vbus: 240 VAC

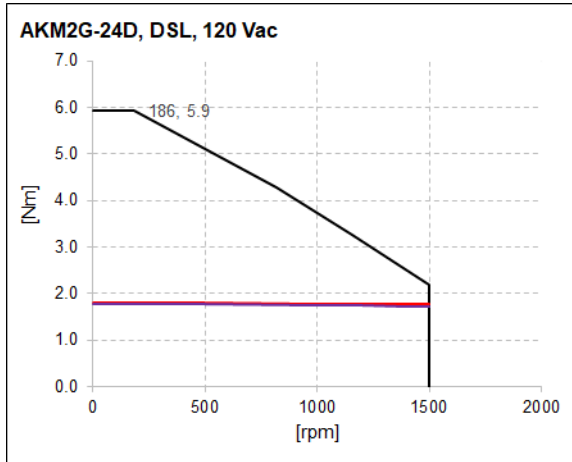


	Peak Torque [Tp]
	Continuous duty S1 [Tc], no brake, no shaft seal
	Continuous duty S1 [Tc], add brake, add shaft seal

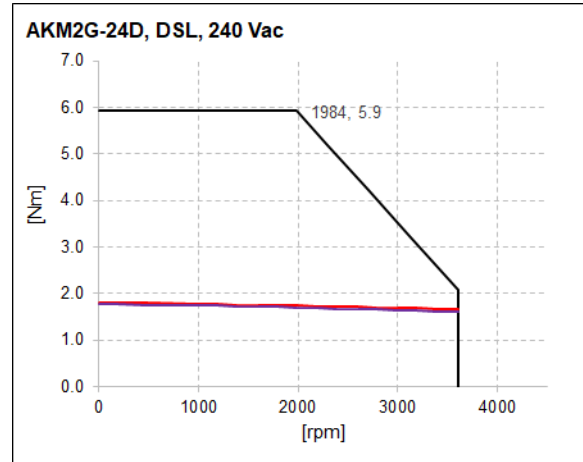
### 3.9 AKM2G-24D [HIPERFACE Feedback]

Part Number: AKM2G-24DxxxxGUxx

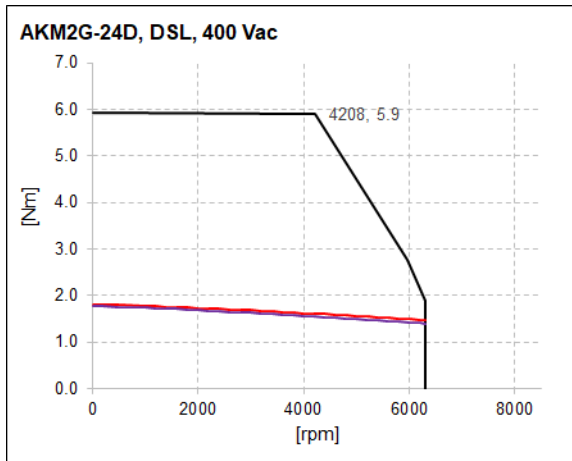
[a] Vbus: 120 VAC



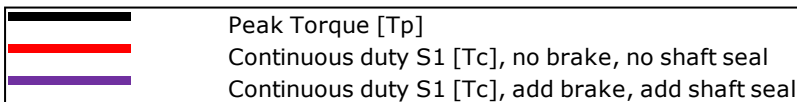
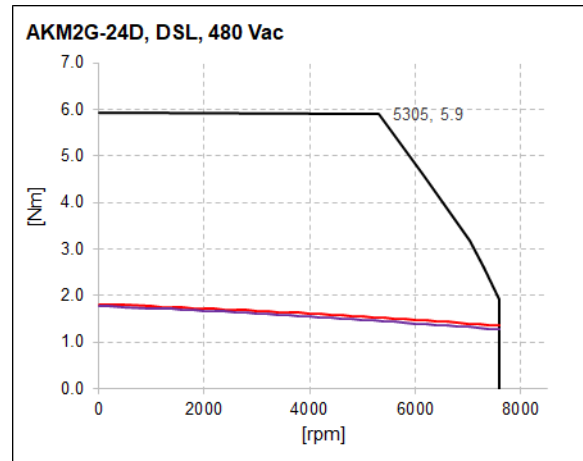
[b] Vbus: 240 VAC



[c] Vbus: 400 VAC



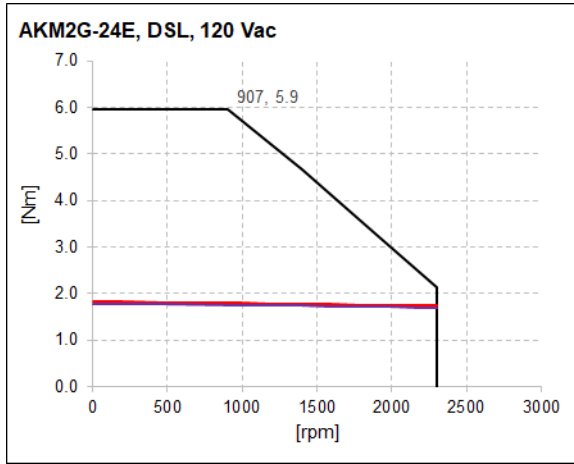
[d] Vbus: 480 VAC



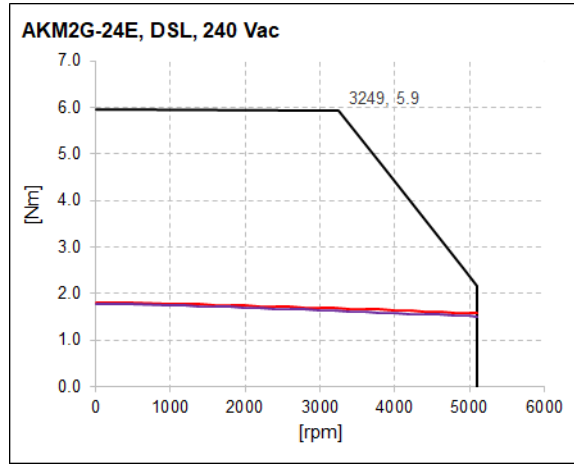
### 3.10 AKM2G-24E [HIPERFACE Feedback]

Part Number: AKM2G-24ExxxxGUxx

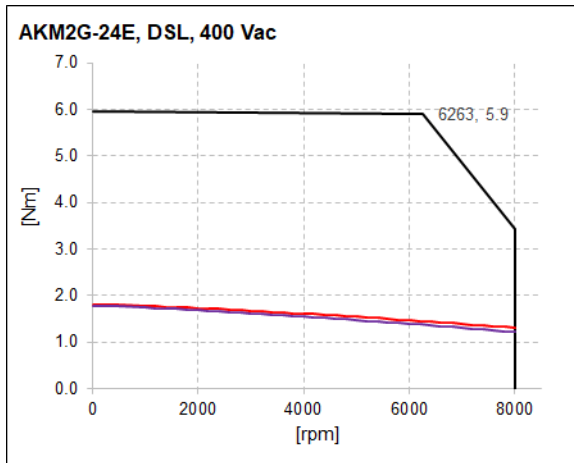
[a] Vbus: 120 VAC



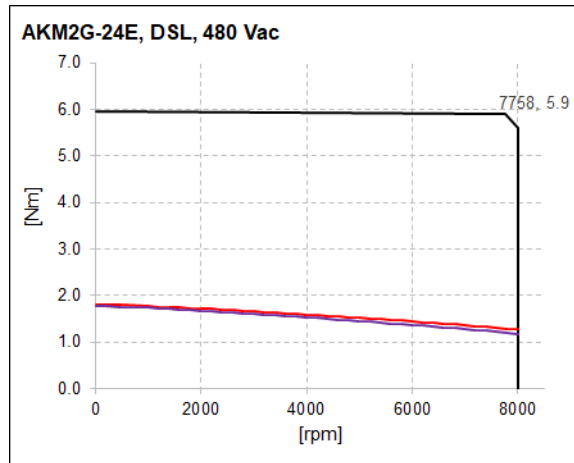
[b] Vbus: 240 VAC



[c] Vbus: 400 VAC



[d] Vbus: 480 VAC

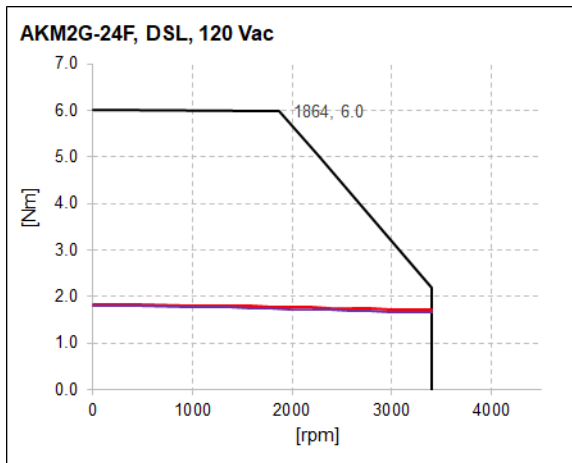


	Peak Torque [Tp]
	Continuous duty S1 [Tc], no brake, no shaft seal
	Continuous duty S1 [Tc], add brake, add shaft seal

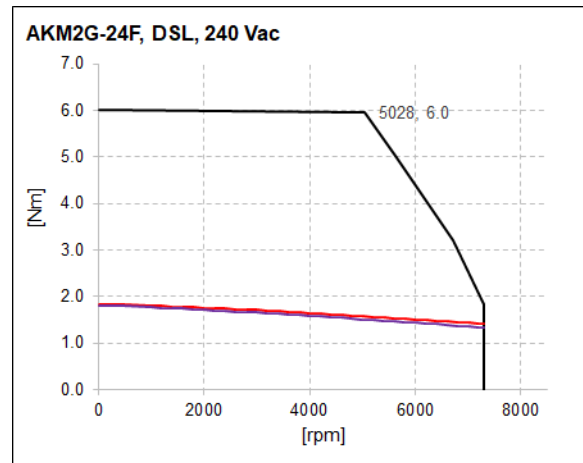
### 3.11 AKM2G-24F [HIPERFACE Feedback]

Part Number: AKM2G-24FxxxxGUxx

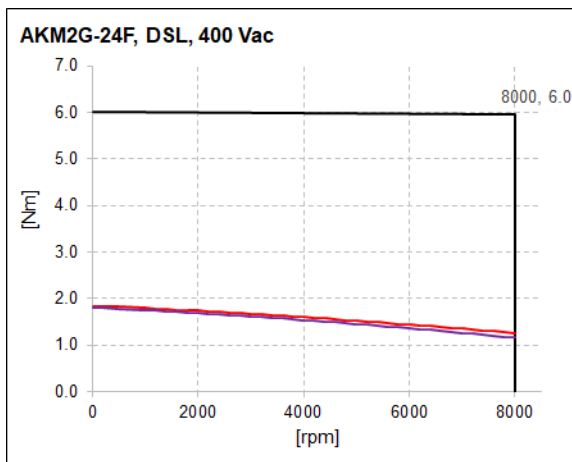
[a] Vbus: 120 VAC



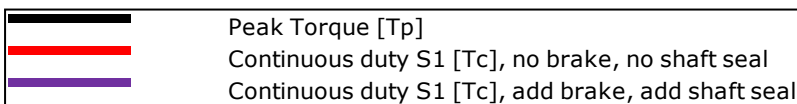
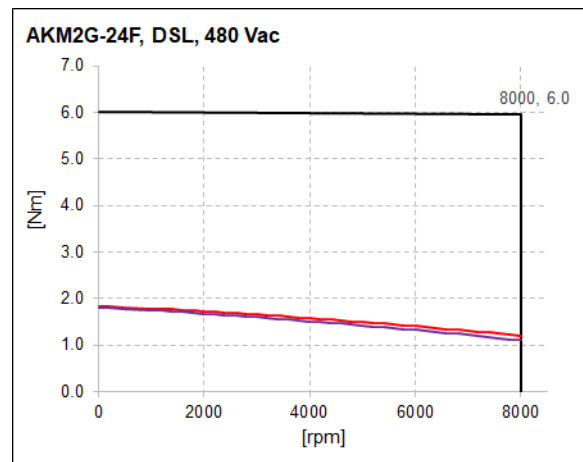
[b] Vbus: 240 VAC



[c] Vbus: 400 VAC



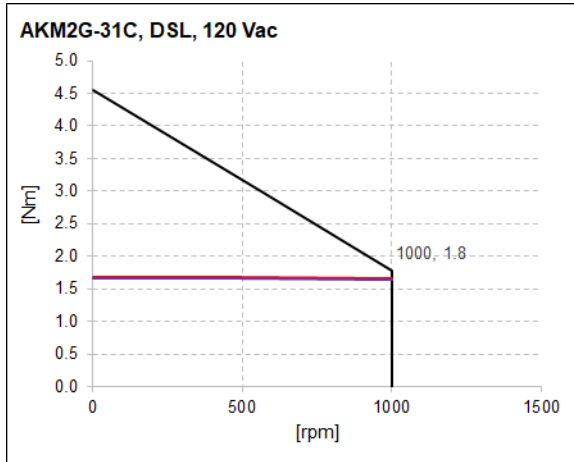
[d] Vbus: 480 VAC



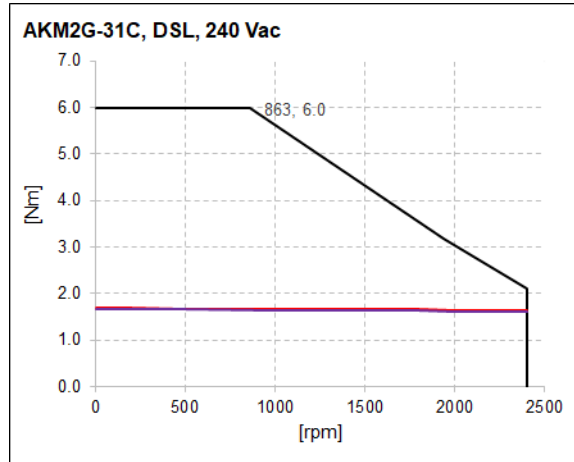
### 3.12 AKM2G-31C [HIPERFACE Feedback]

Part Number: AKM2G-31CxxxxGUxx

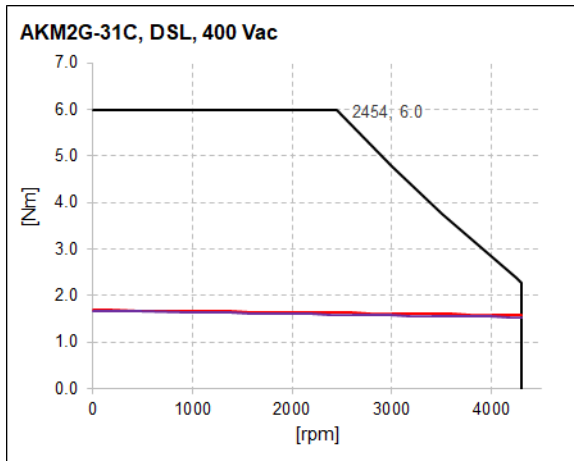
[a] Vbus: 120 VAC



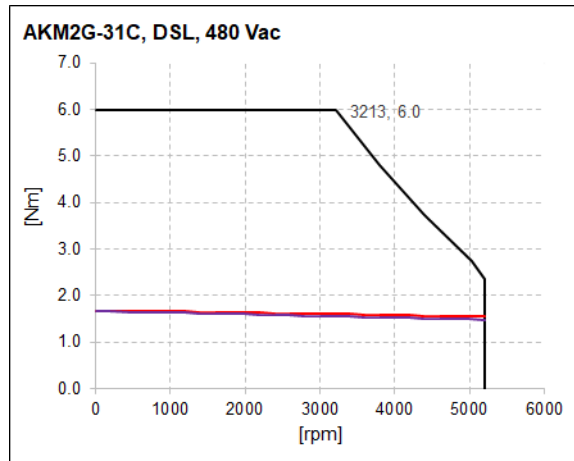
[b] Vbus: 240 VAC



[c] Vbus: 400 VAC



[d] Vbus: 480 VAC



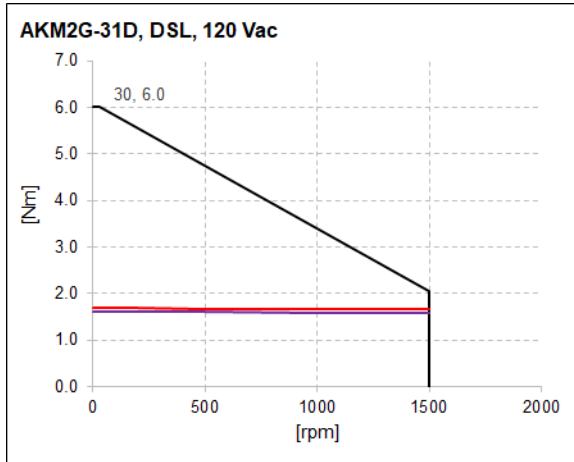
	Peak Torque [Tp]
	Continuous duty S1 [Tc], no brake, no shaft seal
	Continuous duty S1 [Tc], add brake, add shaft seal



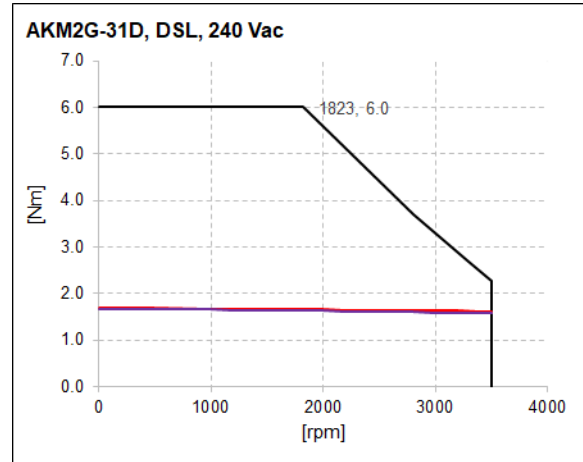
### 3.13 AKM2G-31D [HIPERFACE Feedback]

Part Number: AKM2G-31DxxxxGUxx

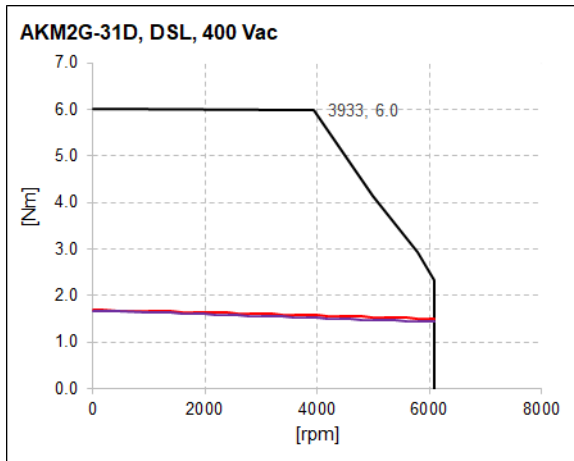
[a] Vbus: 120 VAC



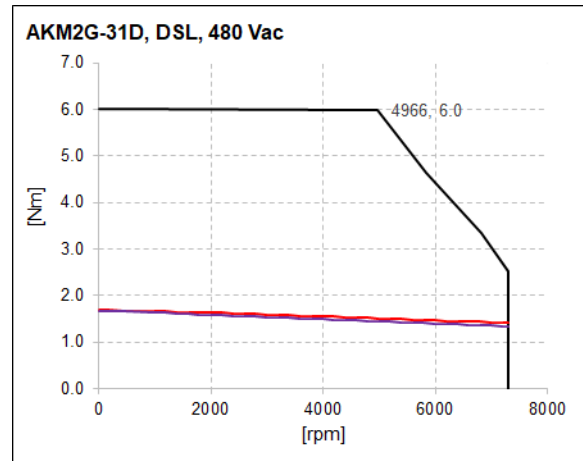
[b] Vbus: 240 VAC



[c] Vbus: 400 VAC



[d] Vbus: 480 VAC

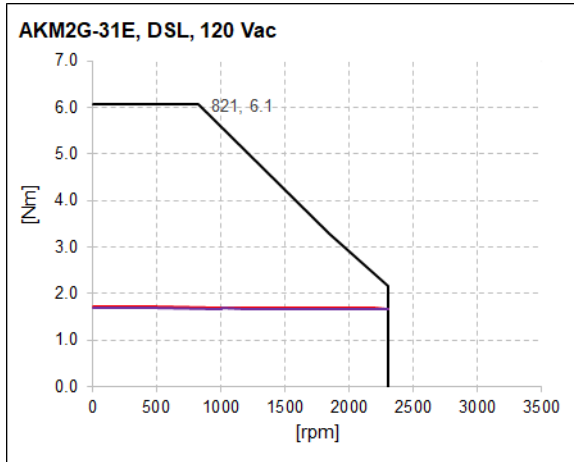


	Peak Torque [Tp]
	Continuous duty S1 [Tc], no brake, no shaft seal
	Continuous duty S1 [Tc], add brake, add shaft seal

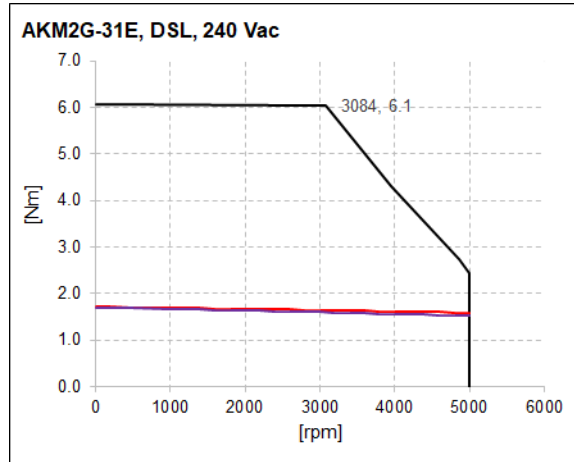
### 3.14 AKM2G-31E [HIPERFACE Feedback]

Part Number: AKM2G-31ExxxxGUxx

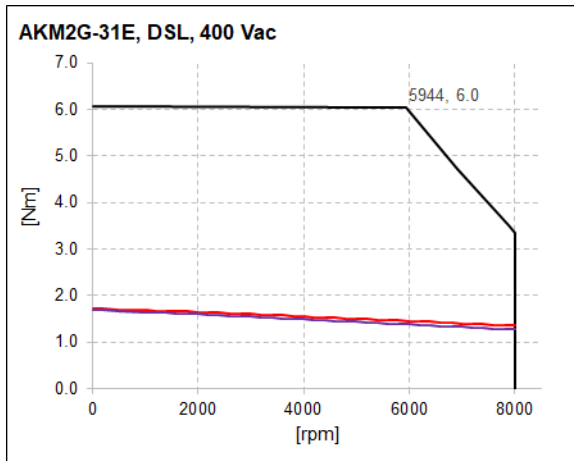
[a] Vbus: 120 VAC



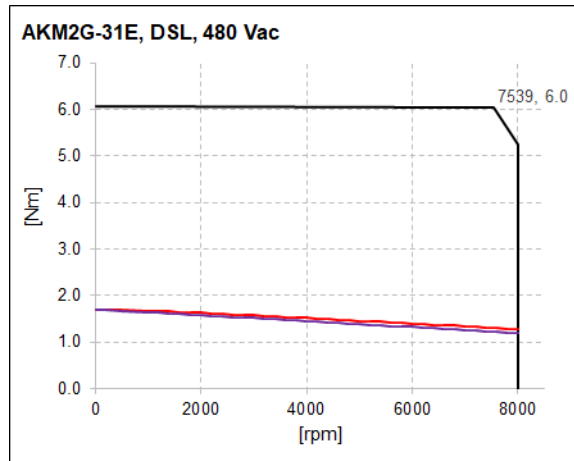
[b] Vbus: 240 VAC



[c] Vbus: 400 VAC



[d] Vbus: 480 VAC

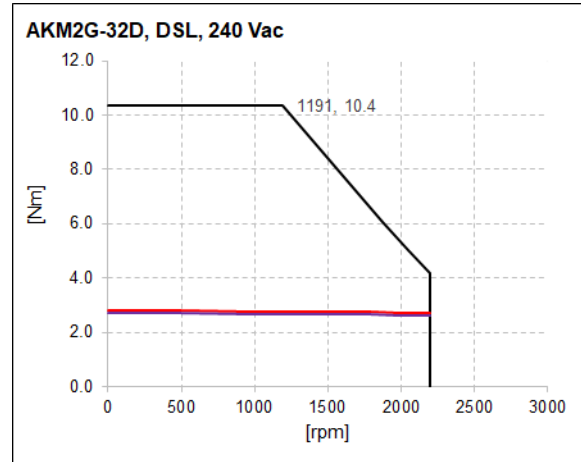


	Peak Torque [Tp]
	Continuous duty S1 [Tc], no brake, no shaft seal
	Continuous duty S1 [Tc], add brake, add shaft seal

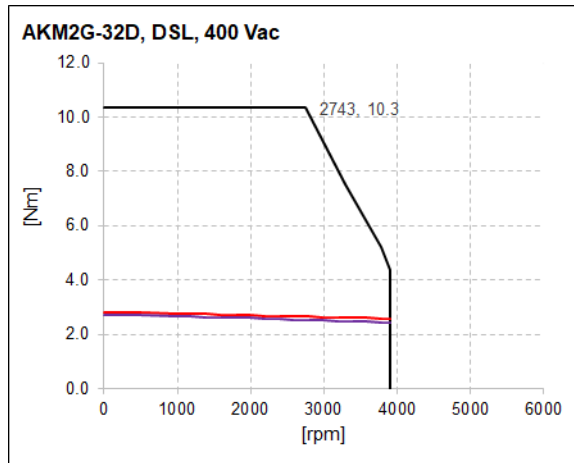
### 3.15 AKM2G-32D [HIPERFACE Feedback]

Part Number: AKM2G-32DxxxxGUxx

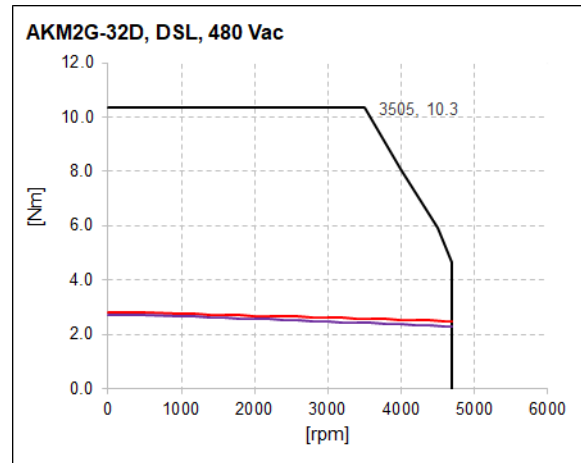
[b] Vbus: 240 VAC






[c] Vbus: 400 VAC



[d] Vbus: 480 VAC

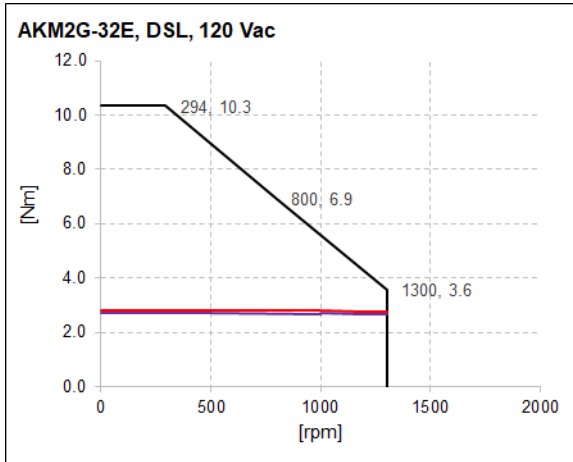


	Peak Torque [Tp]
	Continuous duty S1 [Tc], no brake, no shaft seal
	Continuous duty S1 [Tc], add brake, add shaft seal

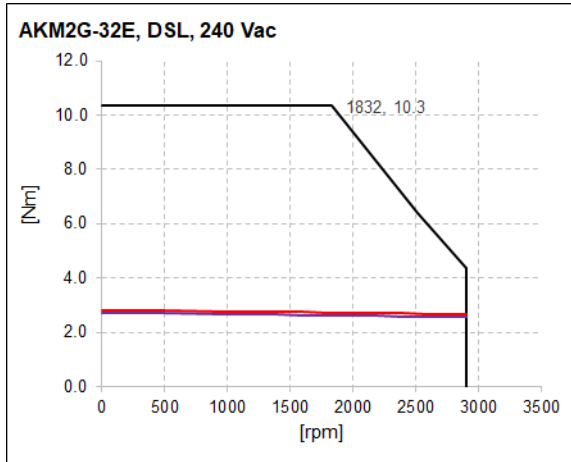
### 3.16 AKM2G-32E [HIPERFACE Feedback]

Part Number: AKM2G-32ExxxxGUxx

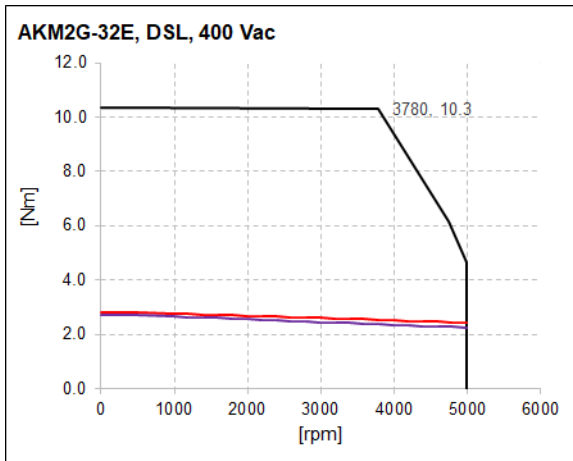
[a] Vbus: 120 VAC



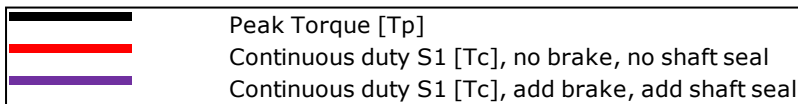
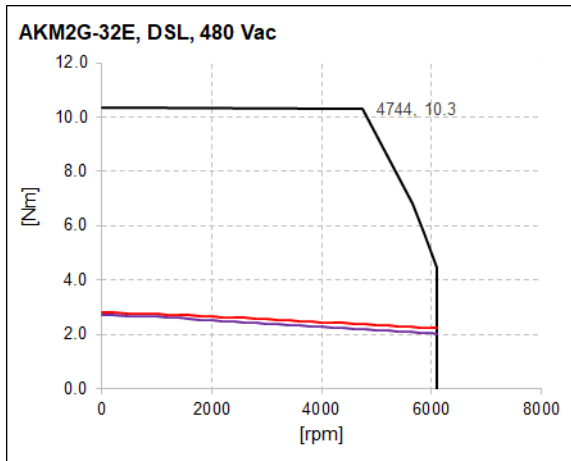
[b] Vbus: 240 VAC



[c] Vbus: 400 VAC



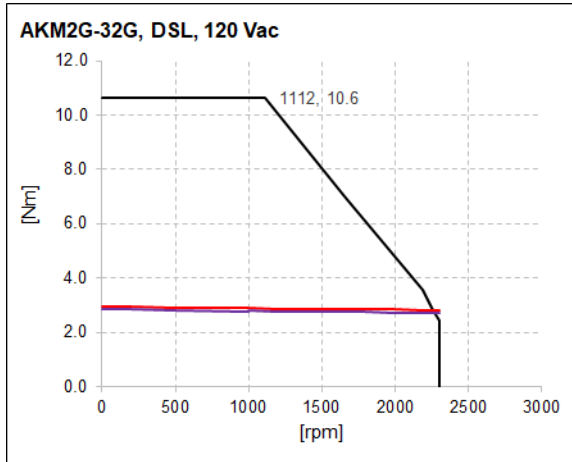
[d] Vbus: 480 VAC



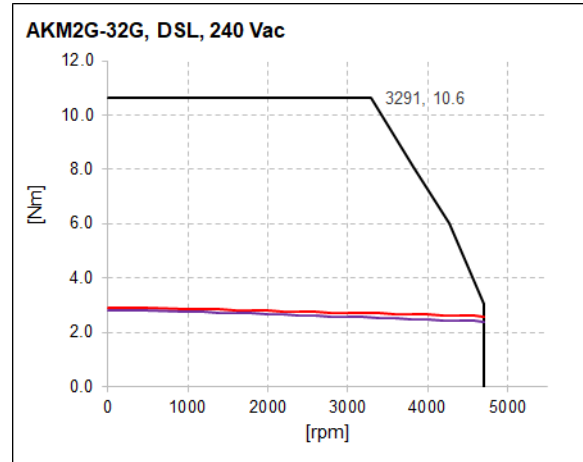
### 3.17 AKM2G-32G [HIPERFACE Feedback]

Part Number: AKM2G-32GxxxxGUxx

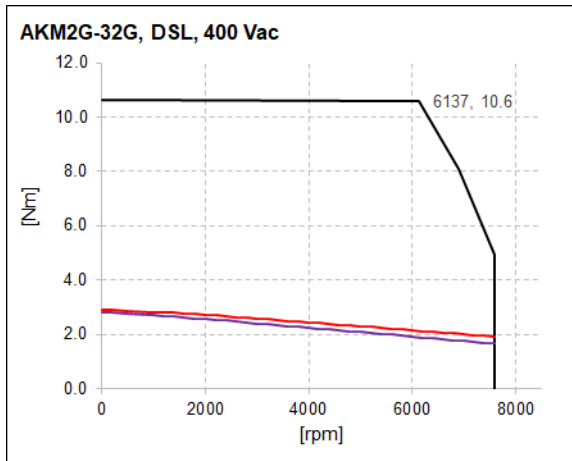
[a] Vbus: 120 VAC



[b] Vbus: 240 VAC



[c] Vbus: 400 VAC

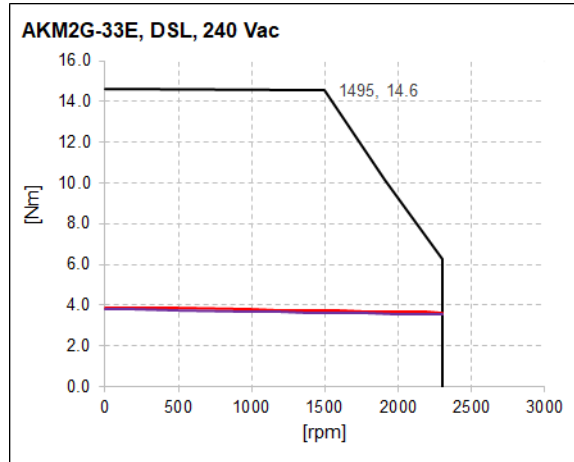


	Peak Torque [Tp]
	Continuous duty S1 [Tc], no brake, no shaft seal
	Continuous duty S1 [Tc], add brake, add shaft seal

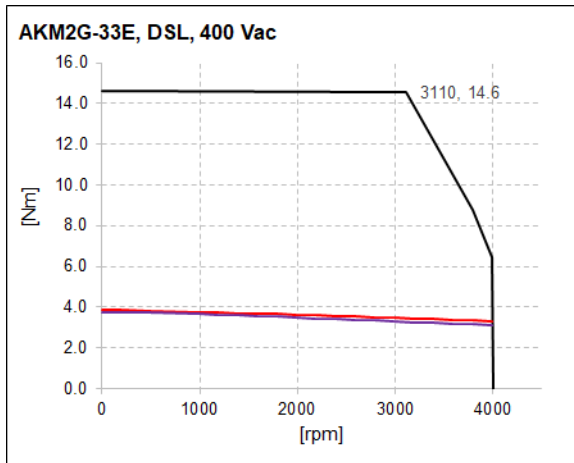
### 3.18 AKM2G-33E [HIPERFACE Feedback]

Part Number: AKM2G-33ExxxxGUxx

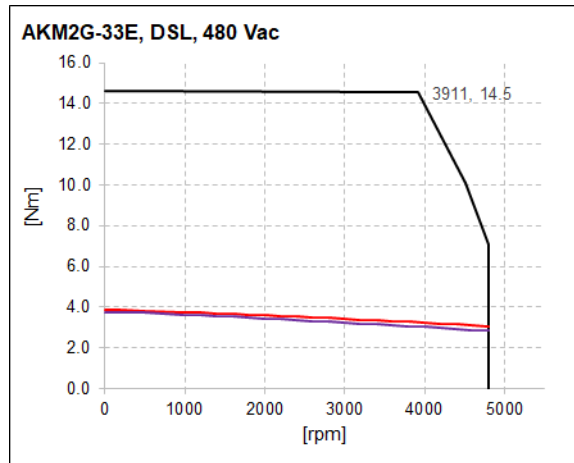
[b] Vbus: 240 VAC






[c] Vbus: 400 VAC



[d] Vbus: 480 VAC

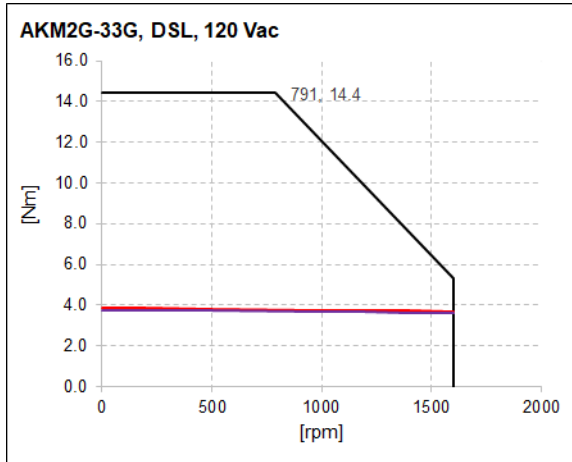


	Peak Torque [Tp]
	Continuous duty S1 [Tc], no brake, no shaft seal
	Continuous duty S1 [Tc], add brake, add shaft seal

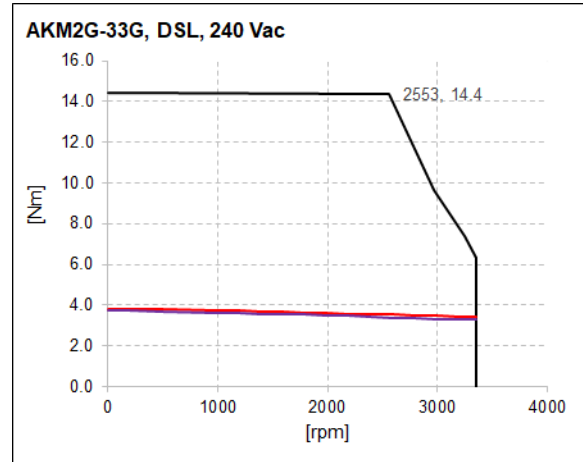
### 3.19 AKM2G-33G [HIPERFACE Feedback]

Part Number: AKM2G-33GxxxxGUxx

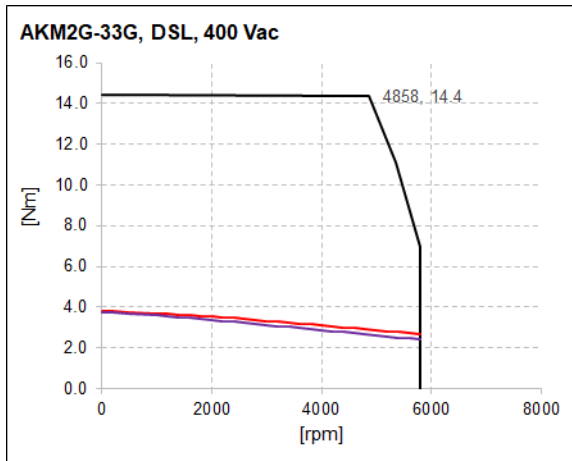
[a] Vbus: 120 VAC



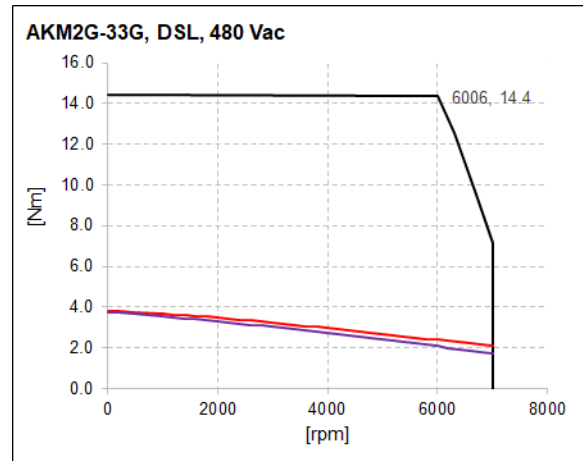
[b] Vbus: 240 VAC






[c] Vbus: 400 VAC



[d] Vbus: 480 VAC

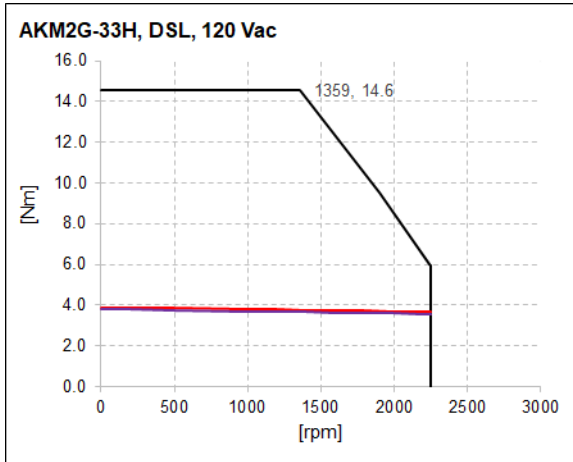


	Peak Torque [Tp]
	Continuous duty S1 [Tc], no brake, no shaft seal
	Continuous duty S1 [Tc], add brake, add shaft seal

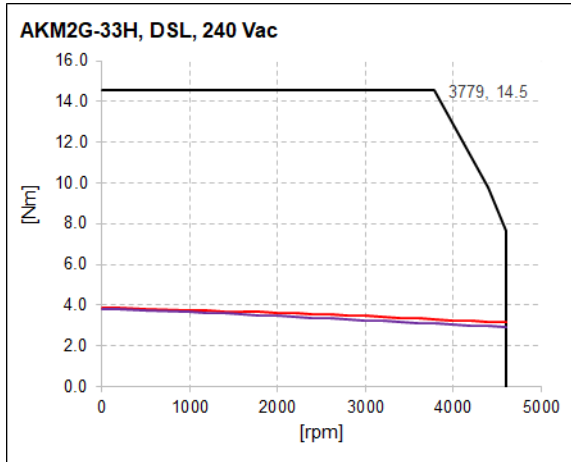
### 3.20 AKM2G-33H [HIPERFACE Feedback]

Part Number: AKM2G-33HxxxxGUxx

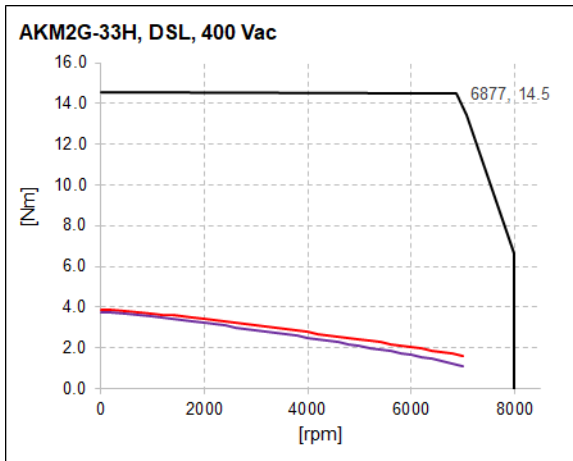
[a] Vbus: 120 VAC






[b] Vbus: 240 VAC



[c] Vbus: 400 VAC



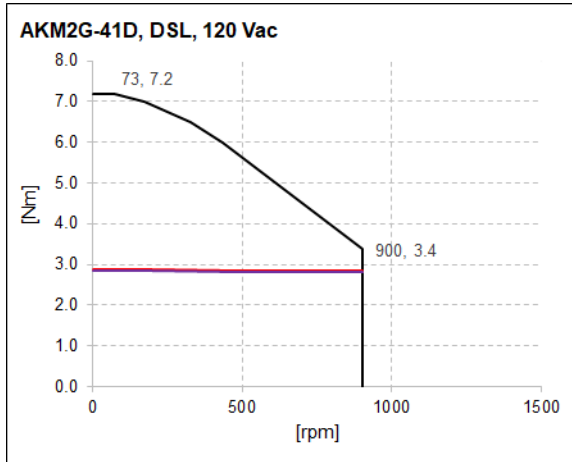
	Peak Torque [Tp]
	Continuous duty S1 [Tc], no brake, no shaft seal
	Continuous duty S1 [Tc], add brake, add shaft seal



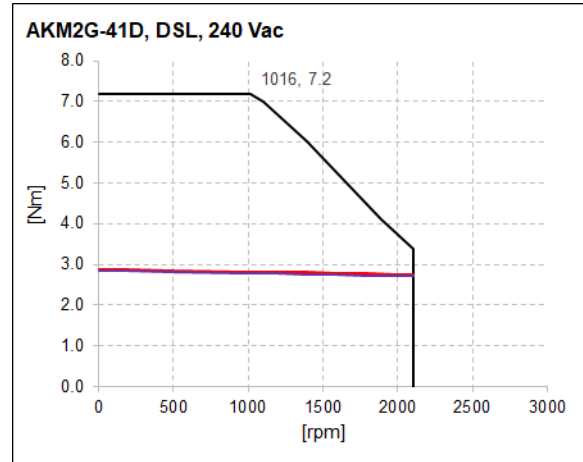
### 3.21 AKM2G-41D [HIPERFACE Feedback]

Part Number: AKM2G-41DxxxxGUxx

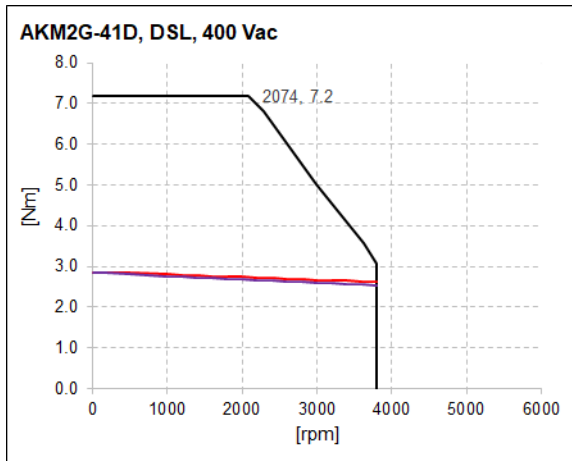
[a] Vbus: 120 VAC



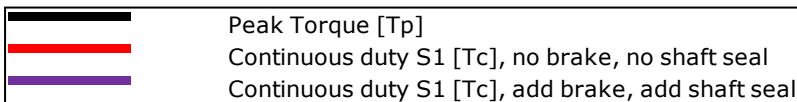
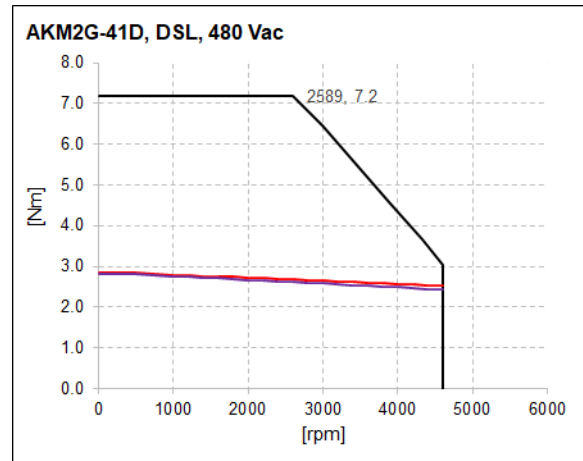
[b] Vbus: 240 VAC



[c] Vbus: 400 VAC



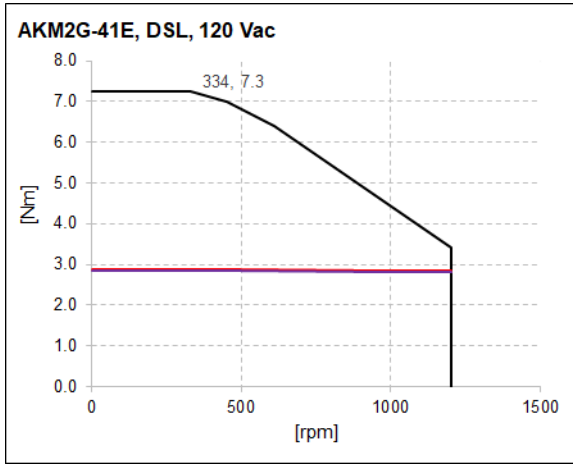
[d] Vbus: 480 VAC



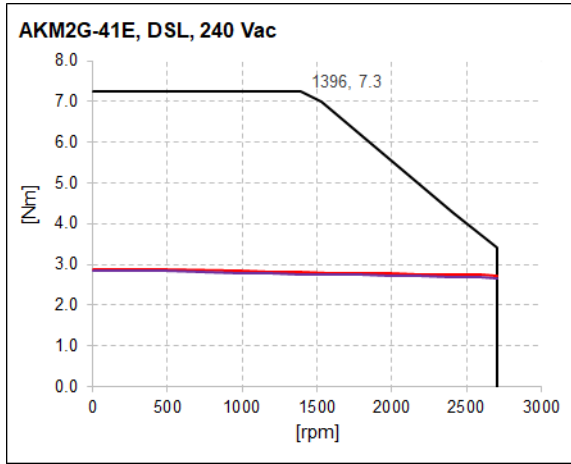
### 3.22 AKM2G-41E [HIPERFACE Feedback]

Part Number: AKM2G-41ExxxxGUxx

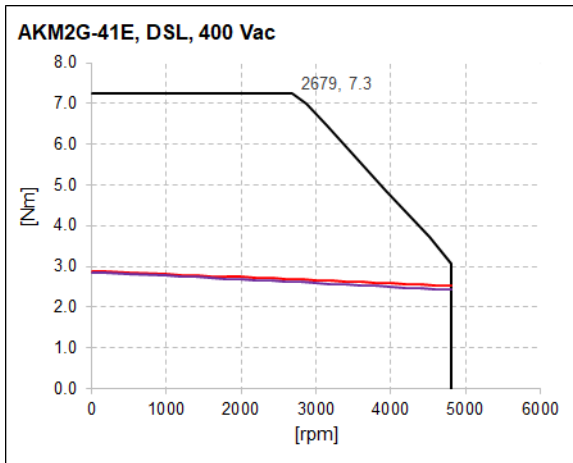
[a] Vbus: 120 VAC



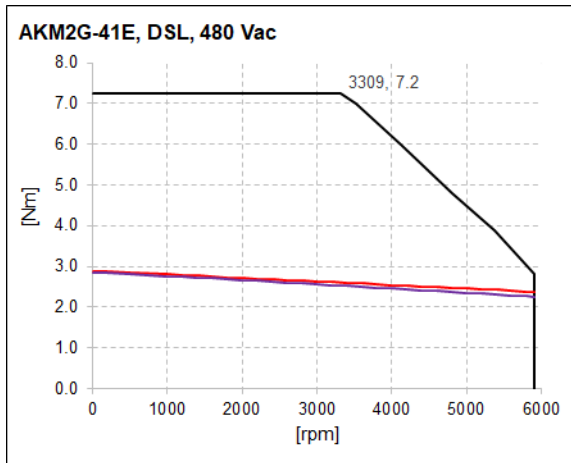
[b] Vbus: 240 VAC






[c] Vbus: 400 VAC



[d] Vbus: 480 VAC

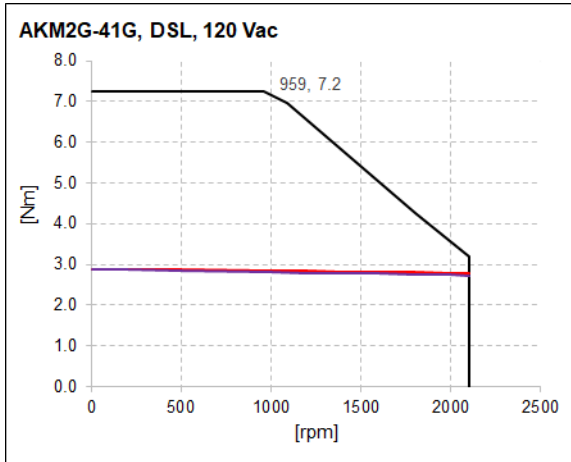


	Peak Torque [Tp]
	Continuous duty S1 [Tc], no brake, no shaft seal
	Continuous duty S1 [Tc], add brake, add shaft seal

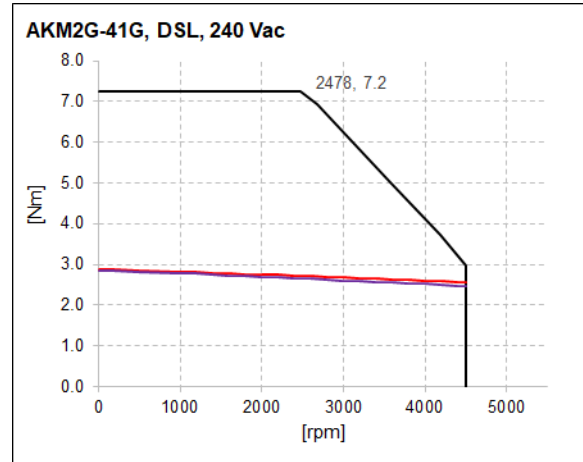
### 3.23 AKM2G-41G [HIPERFACE Feedback]

Part Number: AKM2G-41GxxxxGUxx

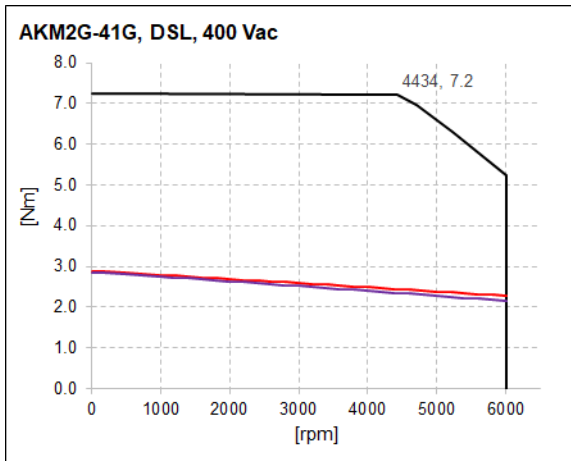
[a] Vbus: 120 VAC



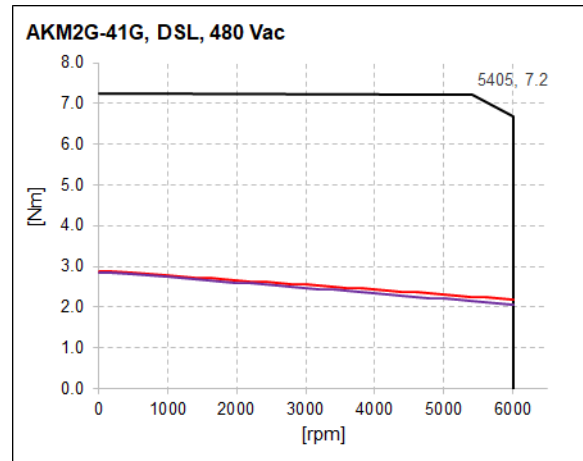
[b] Vbus: 240 VAC






[a] Vbus: 400 VAC



[b] Vbus: 480 VAC

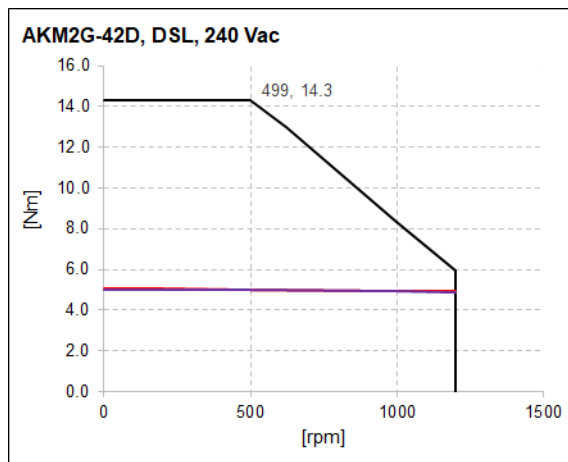


	Peak Torque [Tp]
	Continuous duty S1 [Tc], no brake, no shaft seal
	Continuous duty S1 [Tc], add brake, add shaft seal

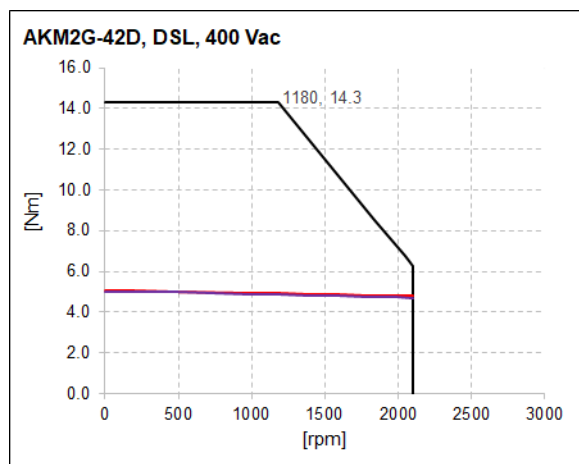
### 3.24 AKM2G-42D [HIPERFACE Feedback]

Part Number: AKM2G-42DxxxxGUxx

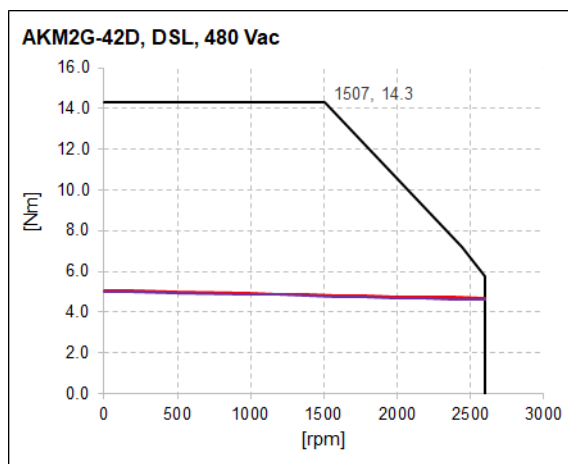
[b] Vbus: 240 VAC






[c] Vbus: 400 VAC



[d] Vbus: 480 VAC

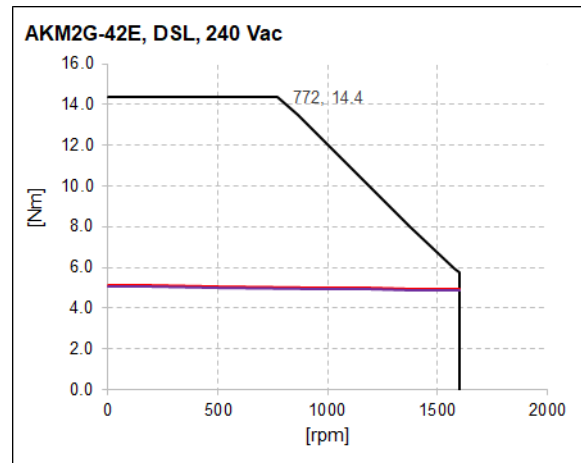


	Peak Torque [Tp]
	Continuous duty S1 [Tc], no brake, no shaft seal
	Continuous duty S1 [Tc], add brake, add shaft seal

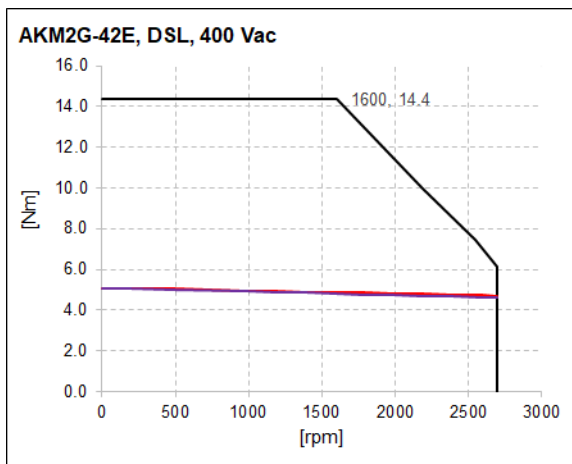
### 3.25 AKM2G-42E [HIPERFACE Feedback]

Part Number: AKM2G-42ExxxxGUxx

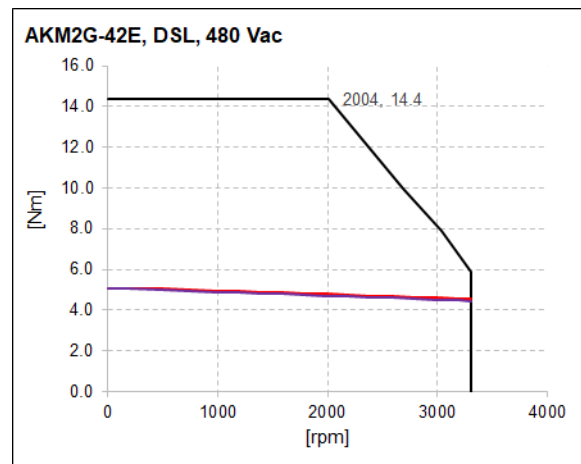
[b] Vbus: 240 VAC



[c] Vbus: 400 VAC



[d] Vbus: 480 VAC

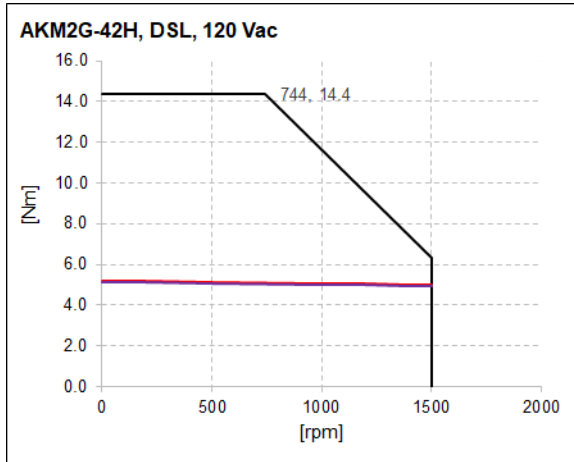


	Peak Torque [Tp]
	Continuous duty S1 [Tc], no brake, no shaft seal
	Continuous duty S1 [Tc], add brake, add shaft seal

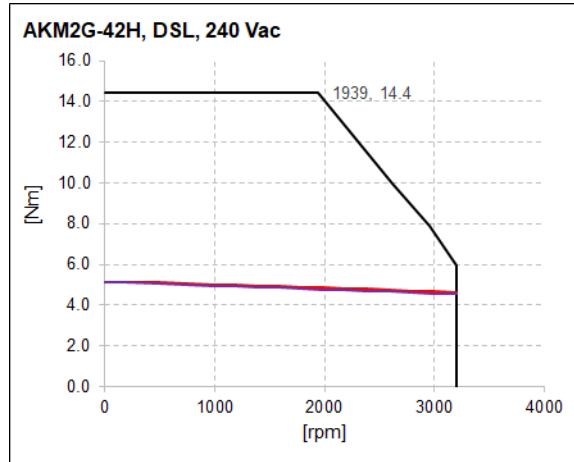
### 3.26 AKM2G-42H [HIPERFACE Feedback]

Part Number: AKM2G-42HxxxxGUxx

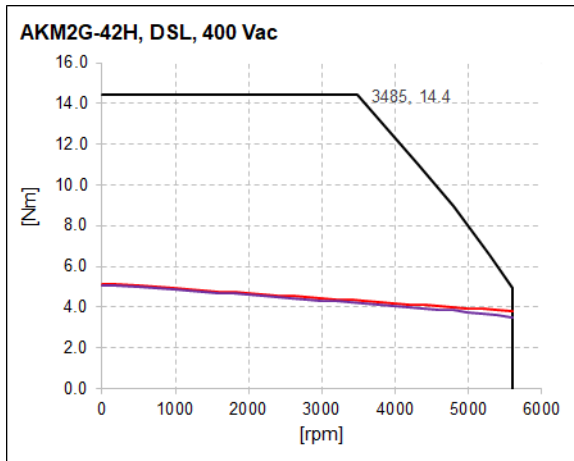
[a] Vbus: 120 VAC



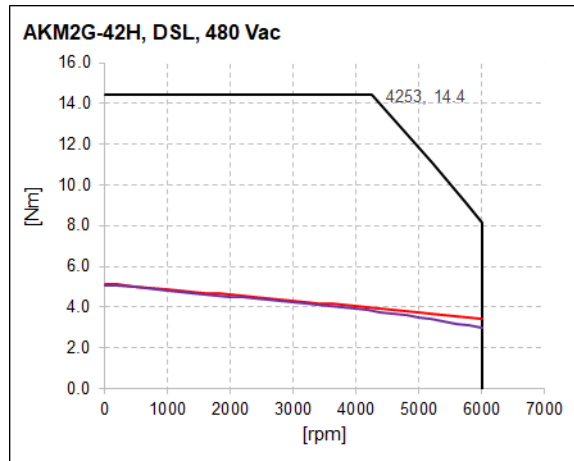
[b] Vbus: 240 VAC



[c] Vbus: 400 VAC



[d] Vbus: 480 VAC

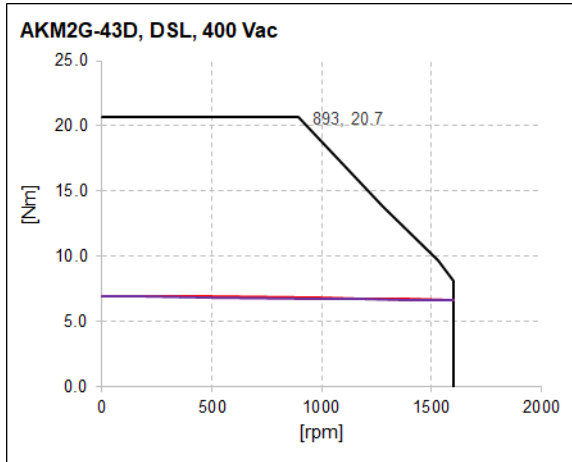


	Peak Torque [Tp]
	Continuous duty S1 [Tc], no brake, no shaft seal
	Continuous duty S1 [Tc], add brake, add shaft seal

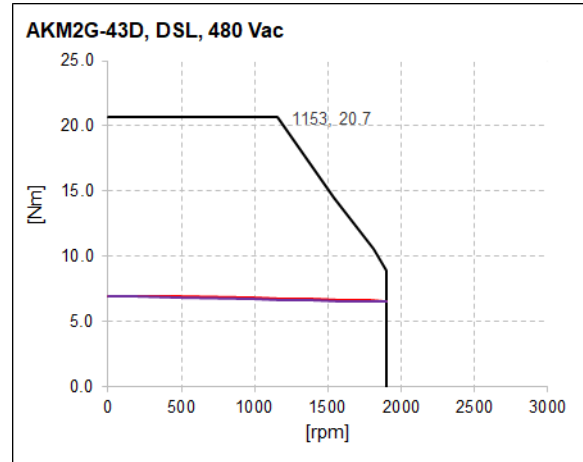
### 3.27 AKM2G-43D [HIPERFACE Feedback]




Part Number: AKM2G-43DxxxxGUxx

[c] Vbus: 400 VAC



[d] Vbus: 480 VAC

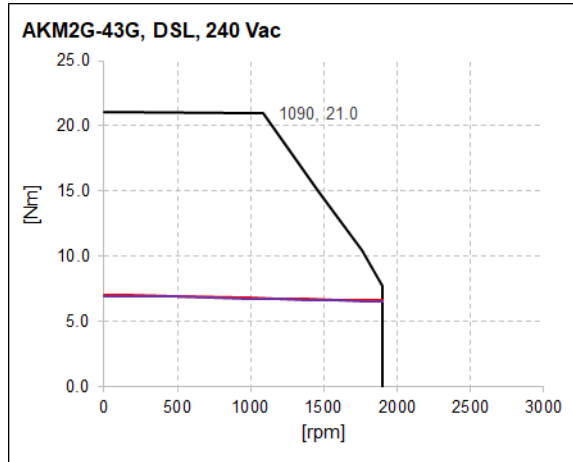


	Peak Torque [Tp]
	Continuous duty S1 [Tc], no brake, no shaft seal
	Continuous duty S1 [Tc], add brake, add shaft seal

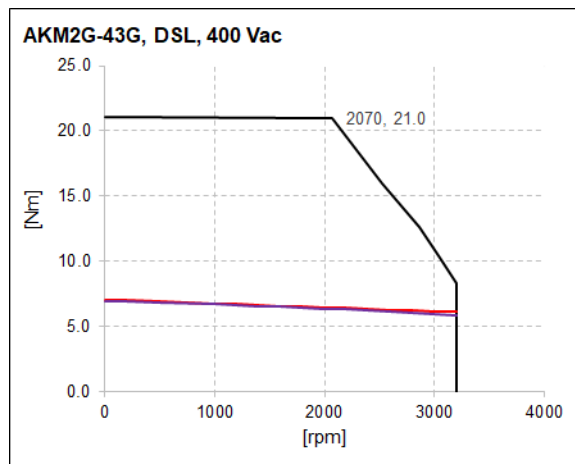
### 3.28 AKM2G-43G [HIPERFACE Feedback]

Part Number: AKM2G-43GxxxxGUxx

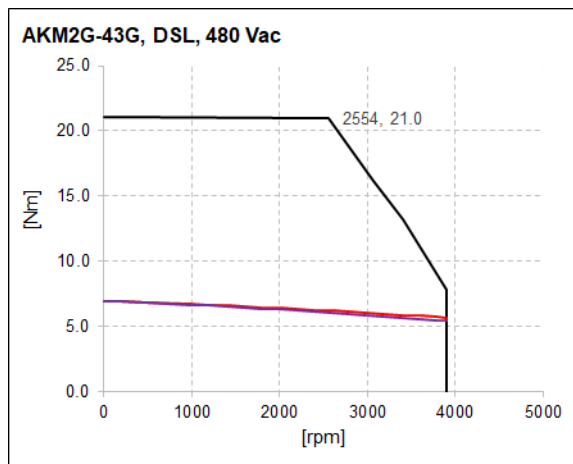
[b] Vbus: 240 VAC






[c] Vbus: 400 VAC



[d] Vbus: 480 VAC



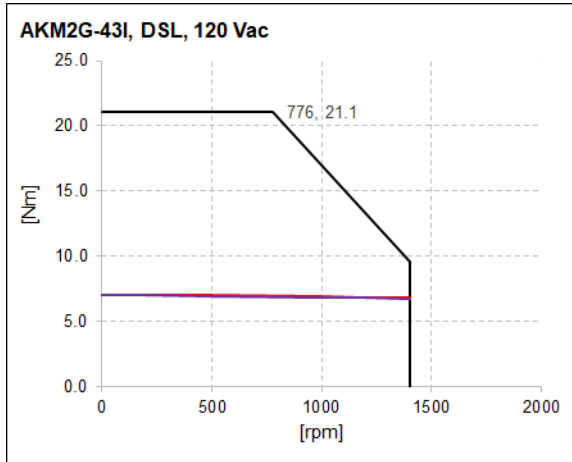
	Peak Torque [Tp]
	Continuous duty S1 [Tc], no brake, no shaft seal
	Continuous duty S1 [Tc], add brake, add shaft seal



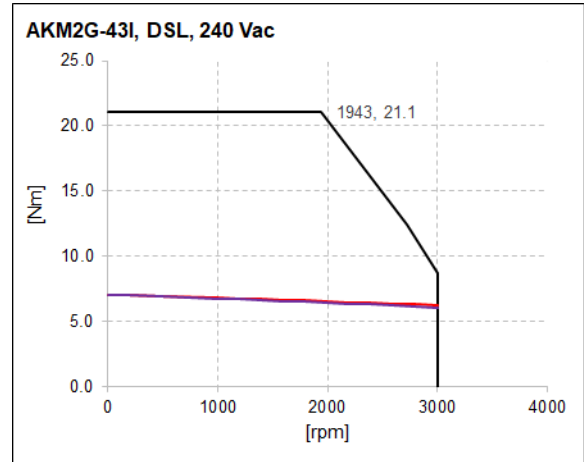
### 3.29 AKM2G-43I [HIPERFACE Feedback]

Part Number: AKM2G-43IxxxxGUxx

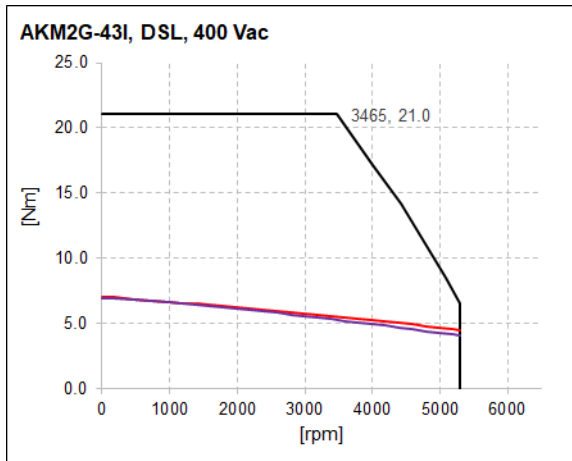
[a] Vbus: 120 VAC



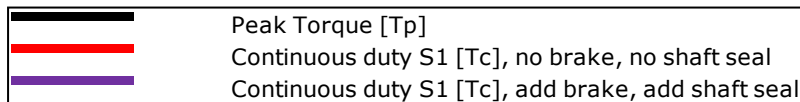
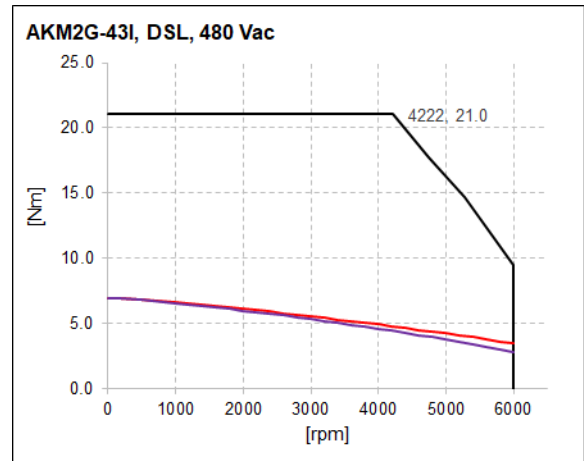
[b] Vbus: 240 VAC



[c] Vbus: 400 VAC



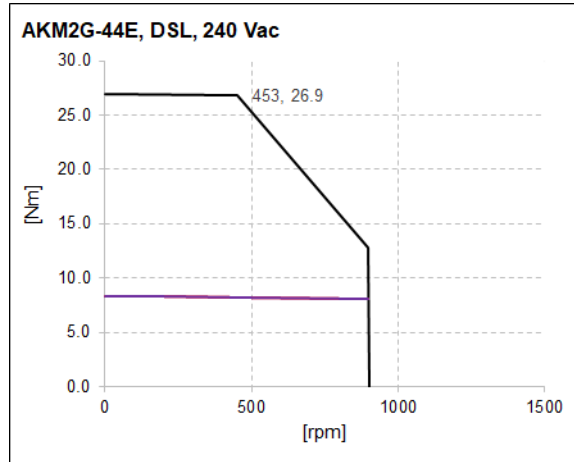
[d] Vbus: 480 VAC



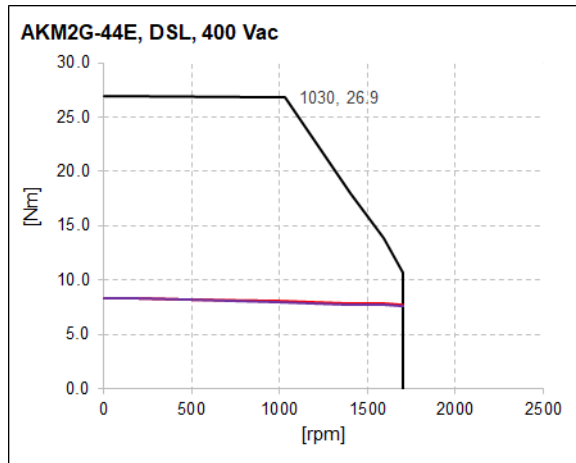
### 3.30 AKM2G-44E [HIPERFACE Feedback]

Part Number: AKM2G-44ExxxxGUxx

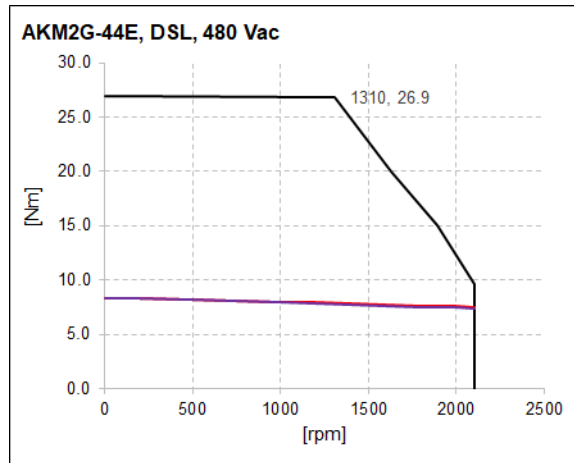
[b] Vbus: 240 VAC






[c] Vbus: 400 VAC



[d] Vbus: 480 VAC

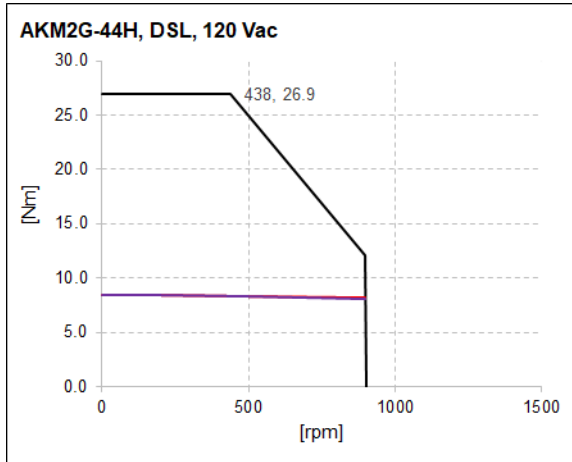


	Peak Torque [Tp]
	Continuous duty S1 [Tc], no brake, no shaft seal
	Continuous duty S1 [Tc], add brake, add shaft seal

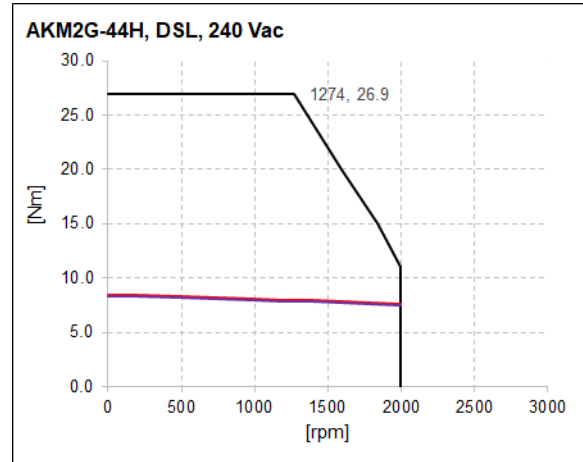
### 3.31 AKM2G-44H [HIPERFACE Feedback]

Part Number: AKM2G-44HxxxxGUxx

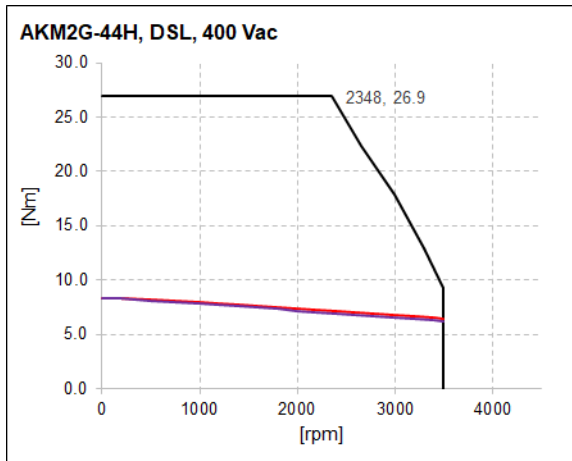
[a] Vbus: 120 VAC



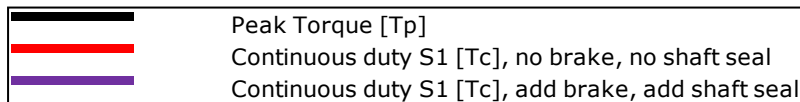
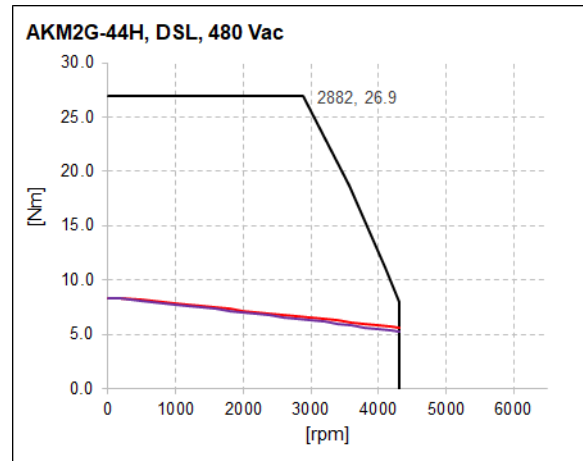
[b] Vbus: 240 VAC



[c] Vbus: 400 VAC



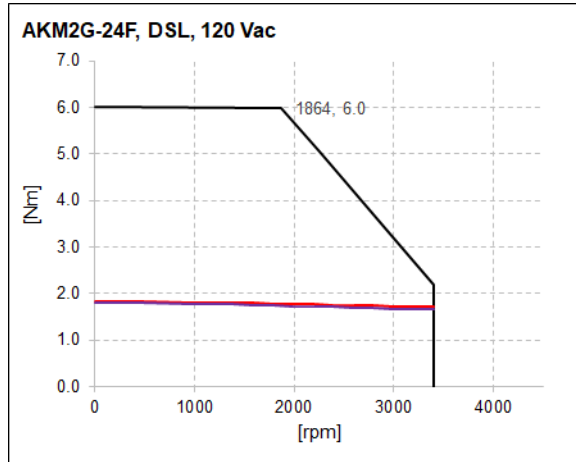
[d] Vbus: 480 VAC



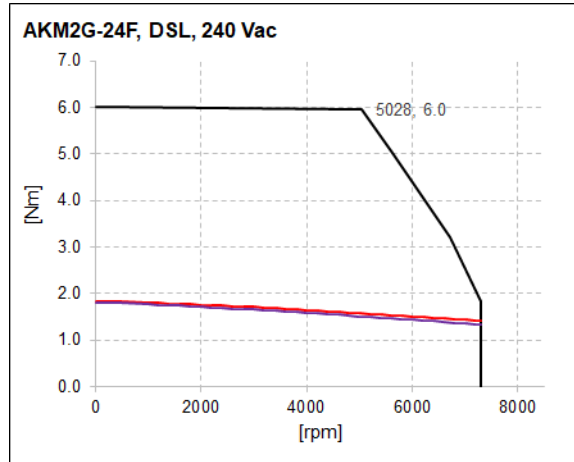
### 3.32 AKM2G-44J [HIPERFACE Feedback]

Part Number: AKM2G-44JxxxxGUxx

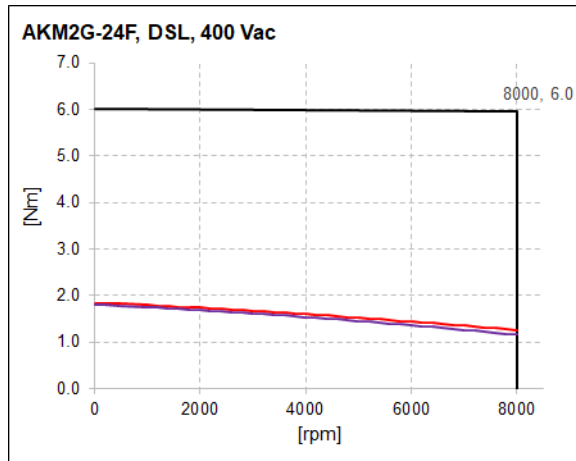
[a] Vbus: 120 VAC



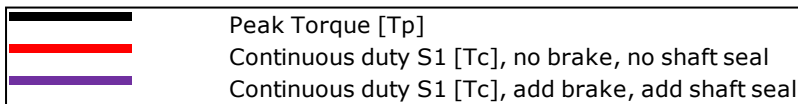
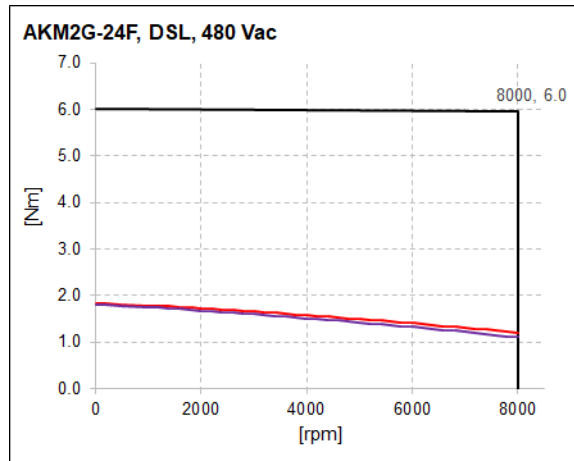
[b] Vbus: 240 VAC



[c] Vbus: 400 VAC



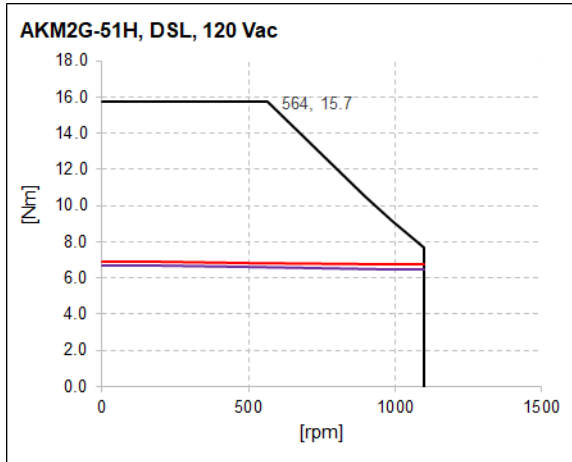
[d] Vbus: 480 VAC



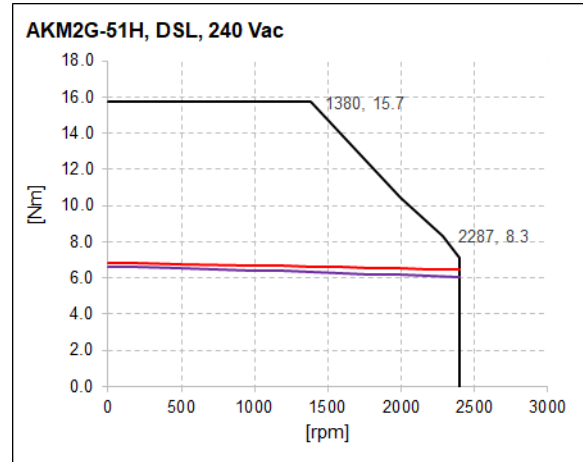
### 3.33 AKM2G-51H [HIPERFACE Feedback]

Part Number: AKM2G-51HxxxxGUxx

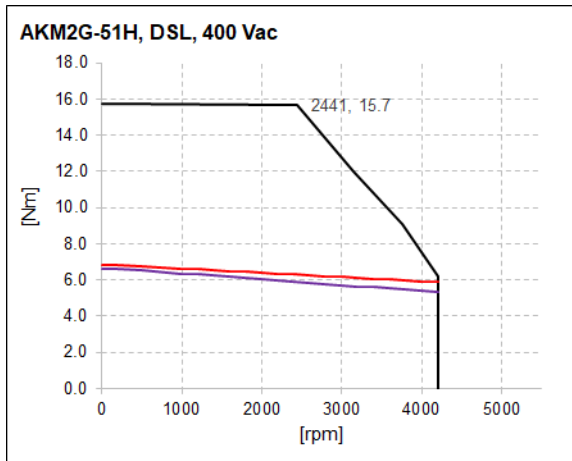
[a] Vbus: 120 VAC



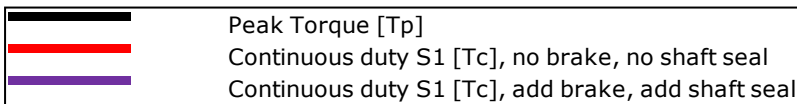
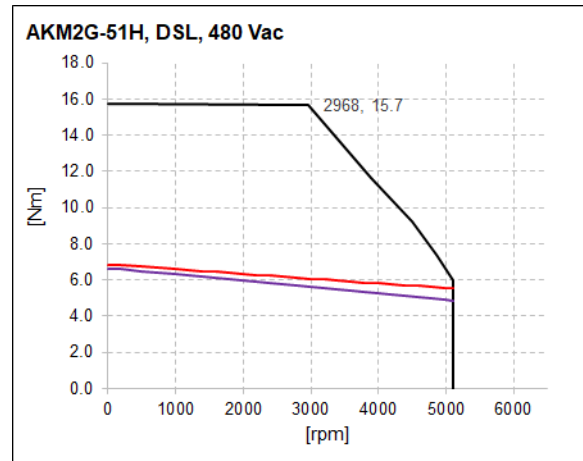
[b] Vbus: 240 VAC



[c] Vbus: 400 VAC



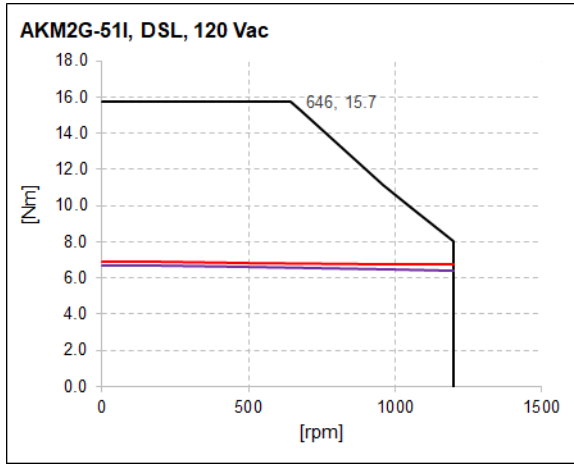
[d] Vbus: 480 VAC



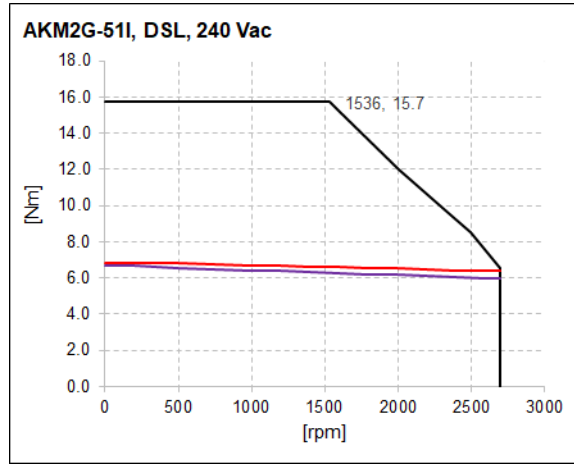
### 3.34 AKM2G-51I [HIPERFACE Feedback]

Part Number: AKM2G-51IxxxxGUxx

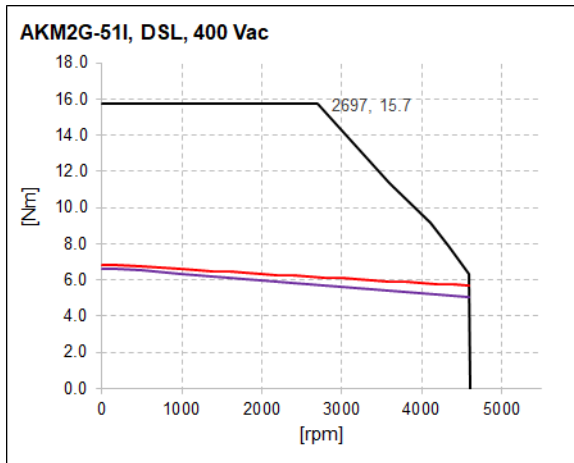
[a] Vbus: 120 VAC



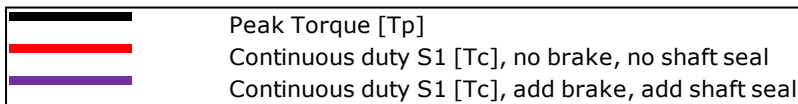
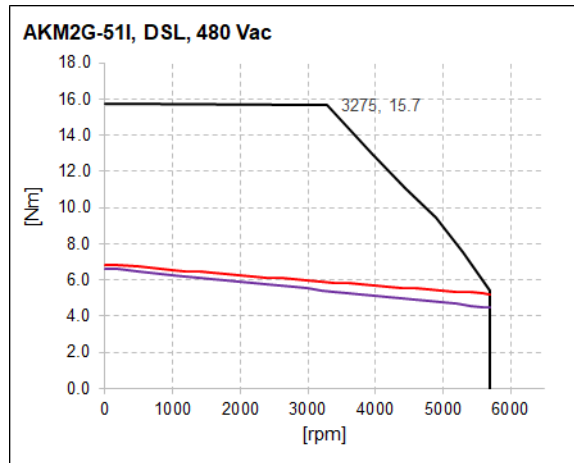
[b] Vbus: 240 VAC



[c] Vbus: 400 VAC



[d] Vbus: 480 VAC



### 3.35 AKM2G-51K [HIPERFACE Feedback]

Part Number: AKM2G-51KxxxxGUxx

[a] Vbus: 120 VAC




At the time of printing, this information was not available. Please refer to Kollmorgen's Motioneering Application Sizing programs, the Kollmorgen website Performance Curve Generator or contact Kollmorgen customer support for assistance.

[c] Vbus: 400 VAC

At the time of printing, this information was not available. Please refer to Kollmorgen's Motioneering Application Sizing programs, the Kollmorgen website Performance Curve Generator or contact Kollmorgen customer support for assistance.

[b] Vbus: 240 VAC

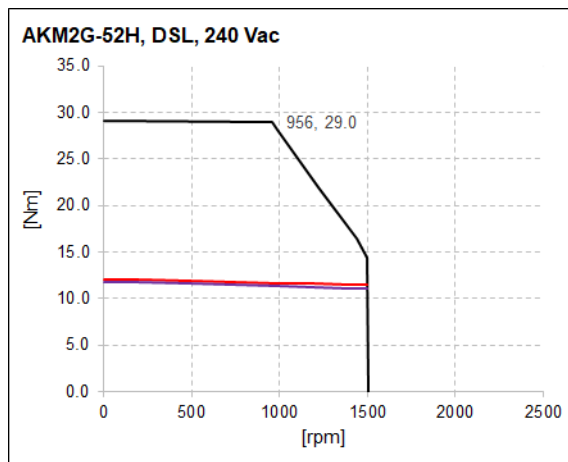
At the time of printing, this information was not available. Please refer to Kollmorgen's Motioneering Application Sizing programs, the Kollmorgen website Performance Curve Generator or contact Kollmorgen customer support for assistance.

	Peak Torque [Tp]
	Continuous duty S1 [Tc], no brake, no shaft seal
	Continuous duty S1 [Tc], add brake, add shaft seal

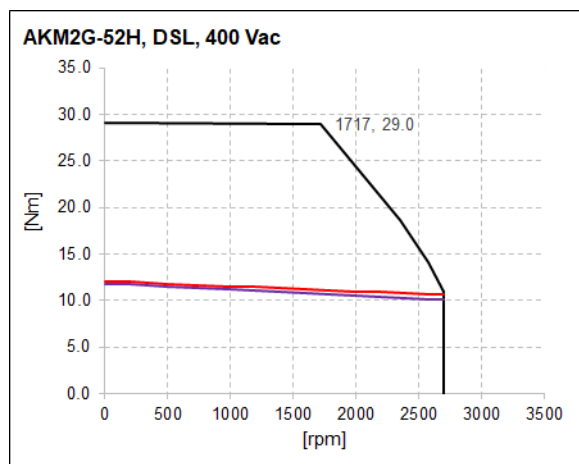
### 3.36 AKM2G-52H [HIPERFACE Feedback]

Part Number: AKM2G-52HxxxxGUxx

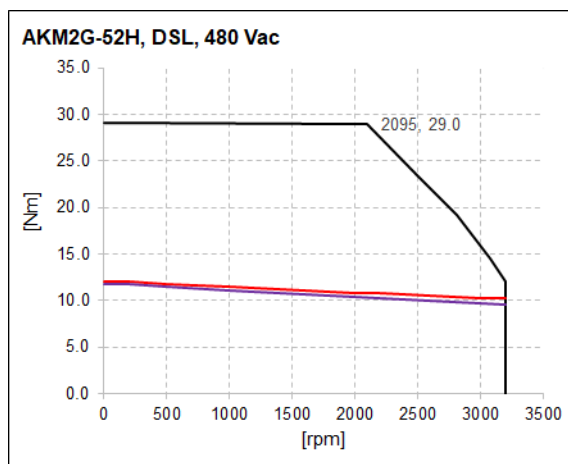
[b] Vbus: 240 VAC



[c] Vbus: 400 VAC



[d] Vbus: 480 VAC



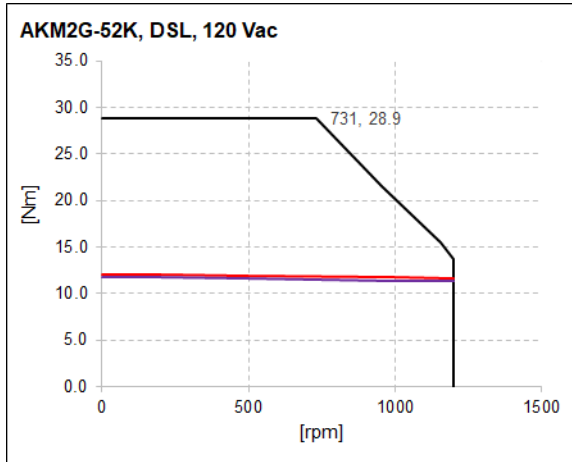
	Peak Torque [Tp]
	Continuous duty S1 [Tc], no brake, no shaft seal
	Continuous duty S1 [Tc], add brake, add shaft seal



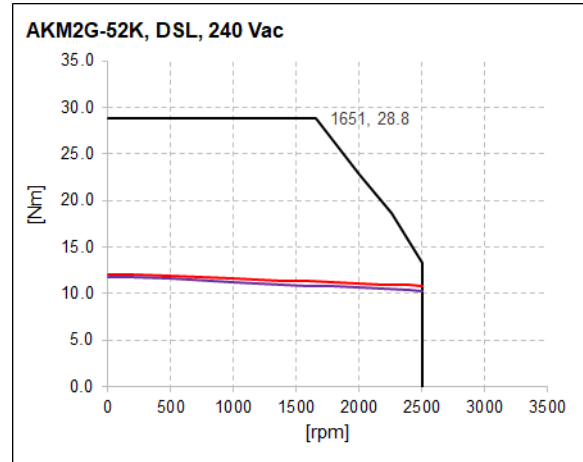
### 3.37 AKM2G-52K [HIPERFACE Feedback]

Part Number: AKM2G-52KxxxxGUxx

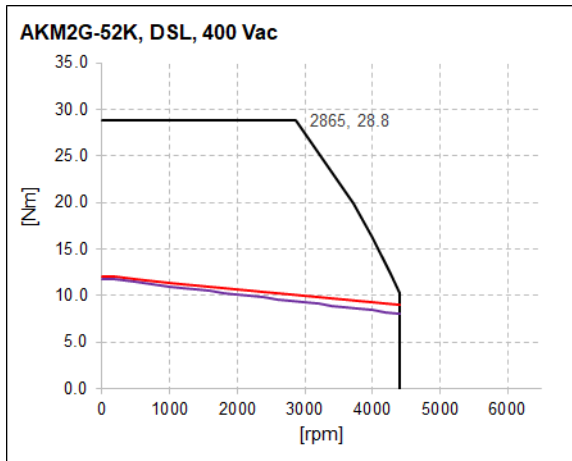
[a] Vbus: 120 VAC



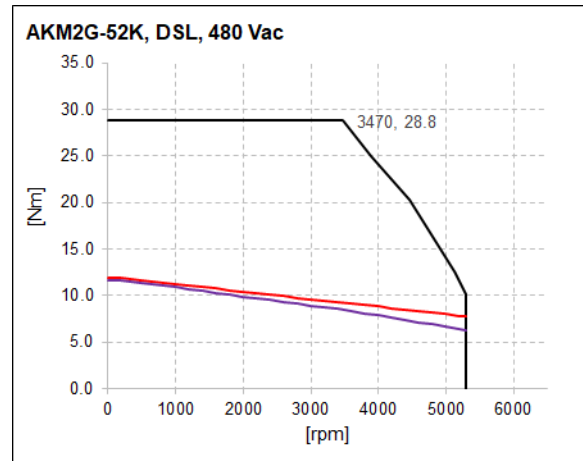
[b] Vbus: 240 VAC






[c] Vbus: 400 VAC



[d] Vbus: 480 VAC



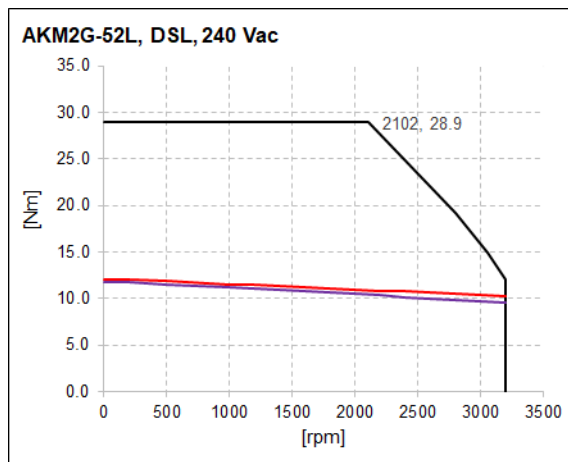
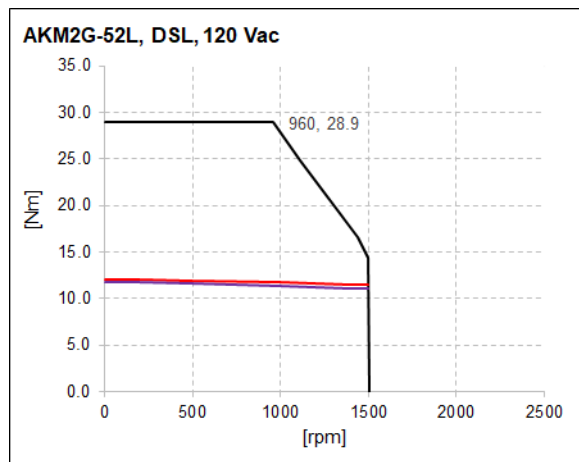
	Peak Torque [Tp]
	Continuous duty S1 [Tc], no brake, no shaft seal
	Continuous duty S1 [Tc], add brake, add shaft seal

### 3.38 AKM2G-52L [HIPERFACE Feedback]

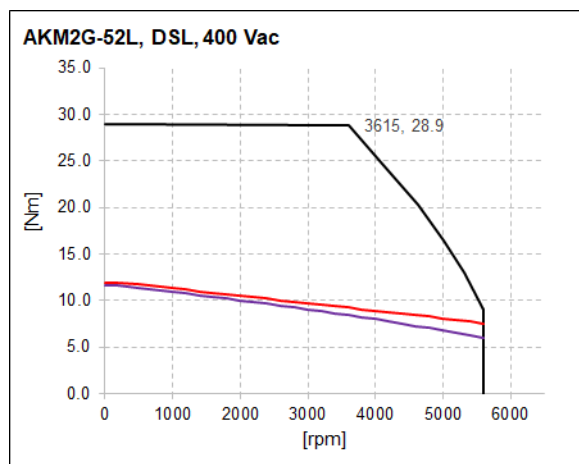
Part Number: AKM2G-52LxxxxGUxx

[a] Vbus: 120 VAC

[b] Vbus: 240 VAC



[c] Vbus: 400 VAC

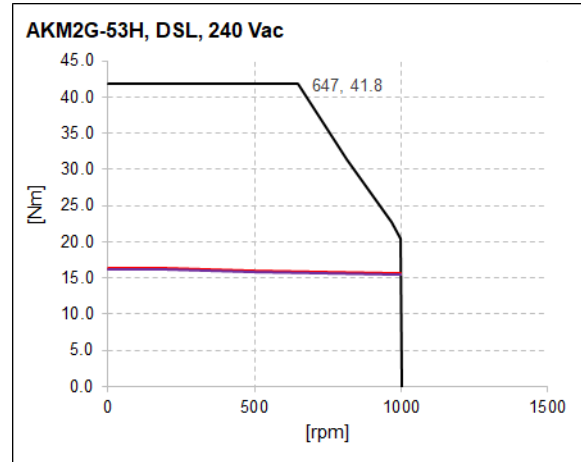


	Peak Torque [Tp]
	Continuous duty S1 [Tc], no brake, no shaft seal
	Continuous duty S1 [Tc], add brake, add shaft seal

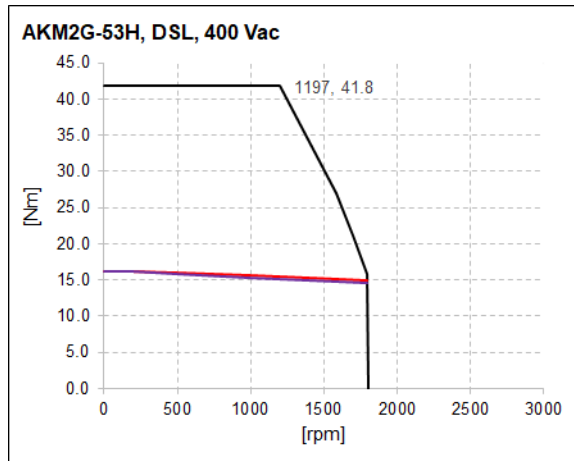
### 3.39 AKM2G-53H [HIPERFACE Feedback]

Part Number: AKM2G-53HxxxxGUxx

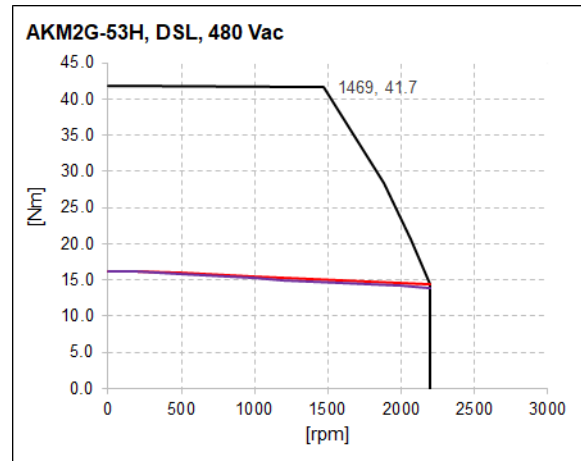
[b] Vbus: 240 VAC



[c] Vbus: 400 VAC



[d] Vbus: 480 VAC

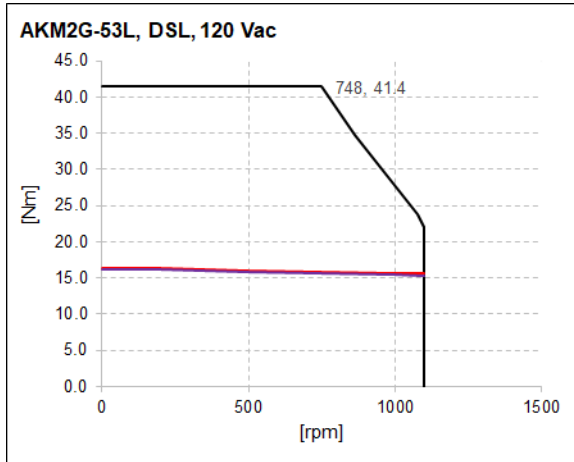


	Peak Torque [Tp]
	Continuous duty S1 [Tc], no brake, no shaft seal
	Continuous duty S1 [Tc], add brake, add shaft seal

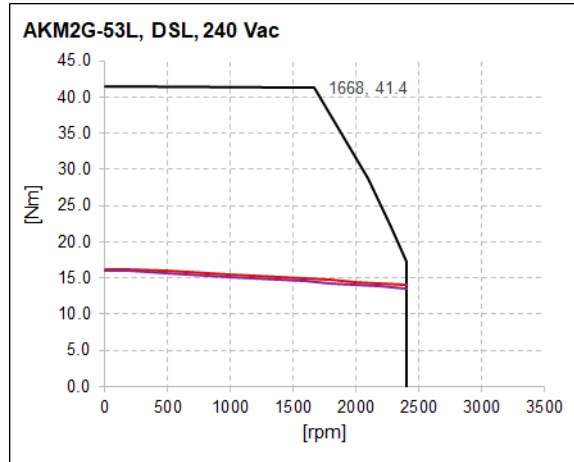
### 3.40 AKM2G-53L [HIPERFACE Feedback]

Part Number: AKM2G-53LxxxxGUxx

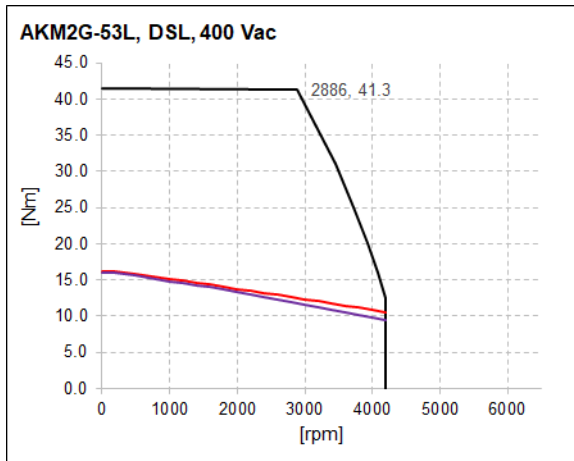
[a] Vbus: 120 VAC



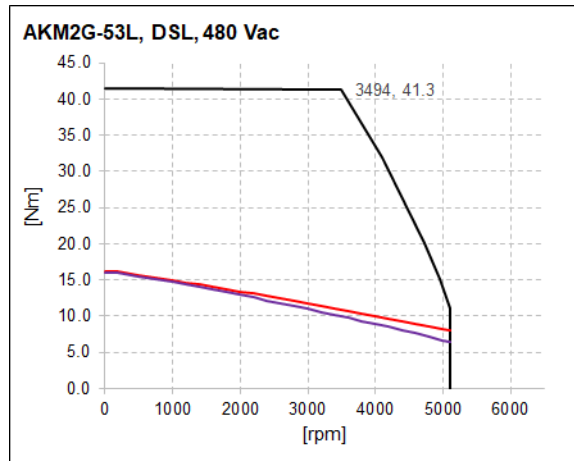
[b] Vbus: 240 VAC



[c] Vbus: 400 VAC



[d] Vbus: 480 VAC

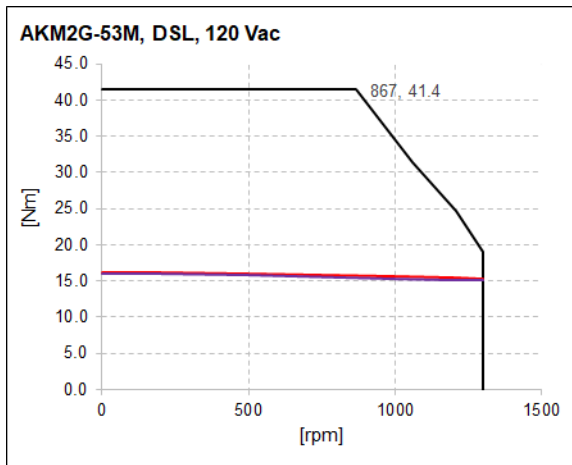


	Peak Torque [Tp]
	Continuous duty S1 [Tc], no brake, no shaft seal
	Continuous duty S1 [Tc], add brake, add shaft seal

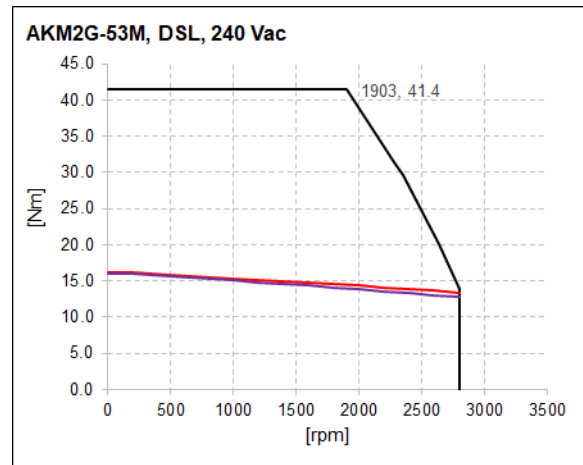
### 3.41 AKM2G-53M [HIPERFACE Feedback]

Part Number: AKM2G-53MxxxxGUxx

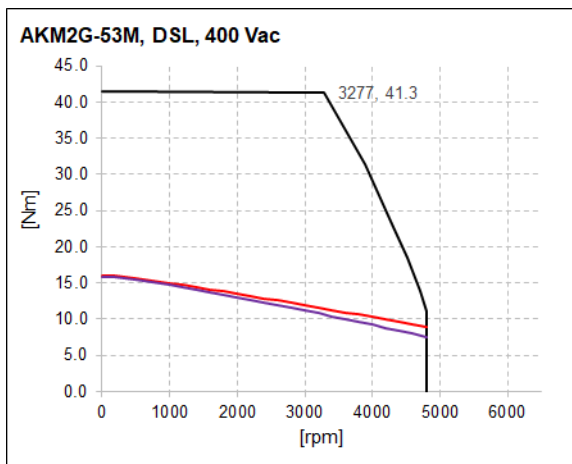
[a] Vbus: 120 VAC






[b] Vbus: 240 VAC



[c] Vbus: 400 VAC

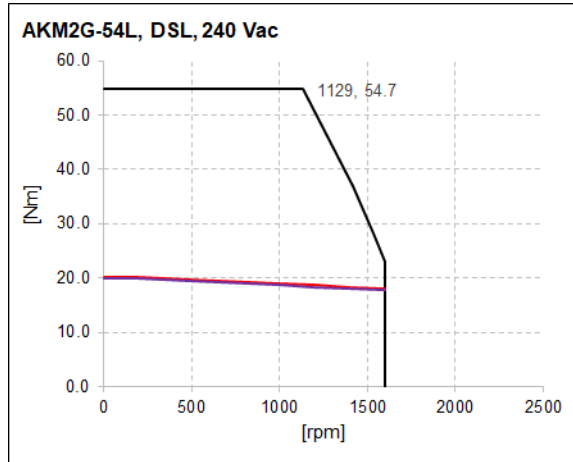


	Peak Torque [Tp]
	Continuous duty S1 [Tc], no brake, no shaft seal
	Continuous duty S1 [Tc], add brake, add shaft seal

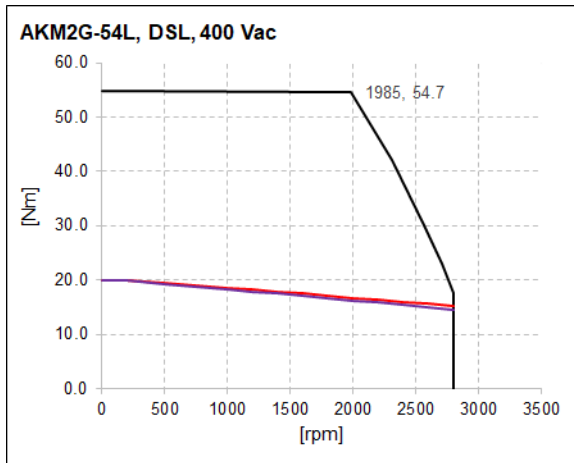
### 3.42 AKM2G-54L [HIPERFACE Feedback]

Part Number: AKM2G-54LxxxxGUxx

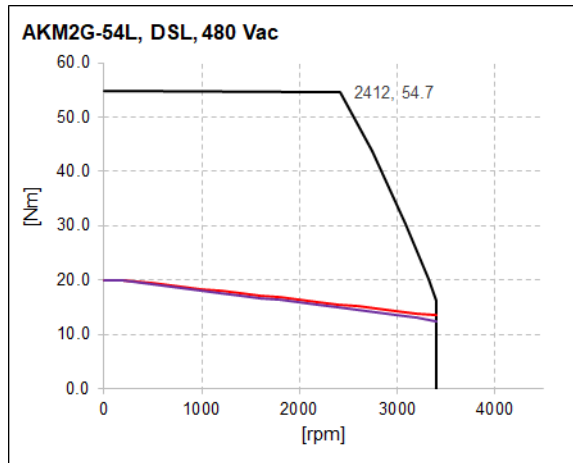
[b] Vbus: 240 VAC






[c] Vbus: 400 VAC



[d] Vbus: 480 VAC

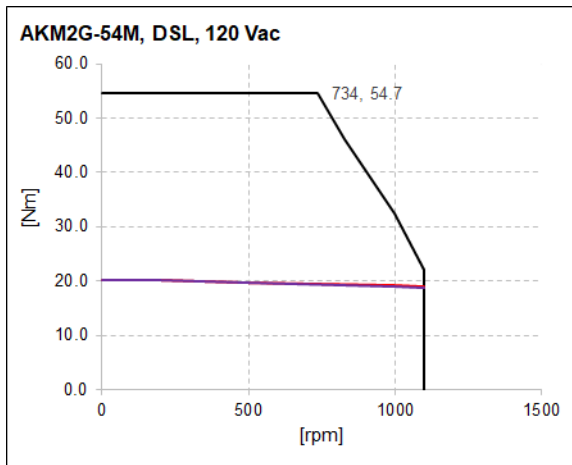


	Peak Torque [Tp]
	Continuous duty S1 [Tc], no brake, no shaft seal
	Continuous duty S1 [Tc], add brake, add shaft seal

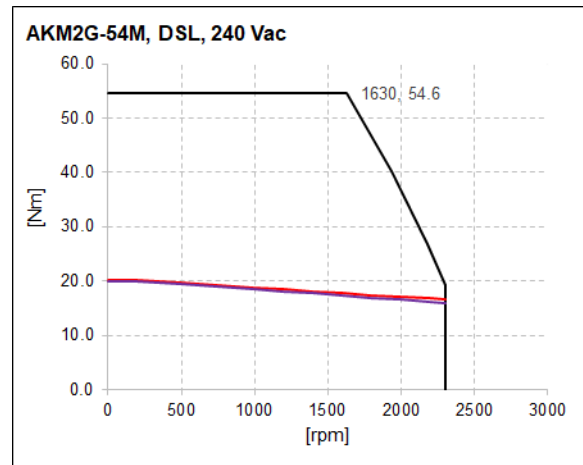
### 3.43 AKM2G-54M [HIPERFACE Feedback]

Part Number: AKM2G-54MxxxxGUxx

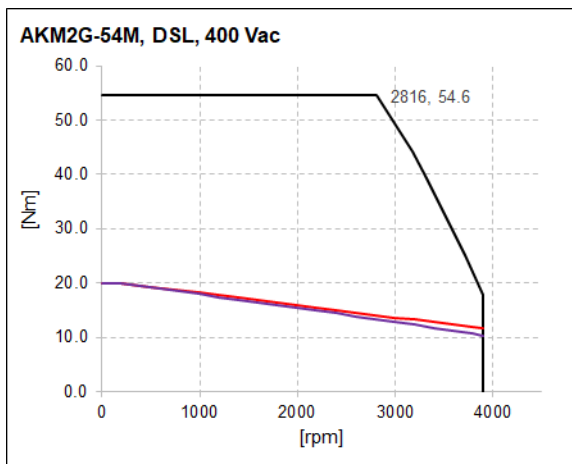
[a] Vbus: 120 VAC



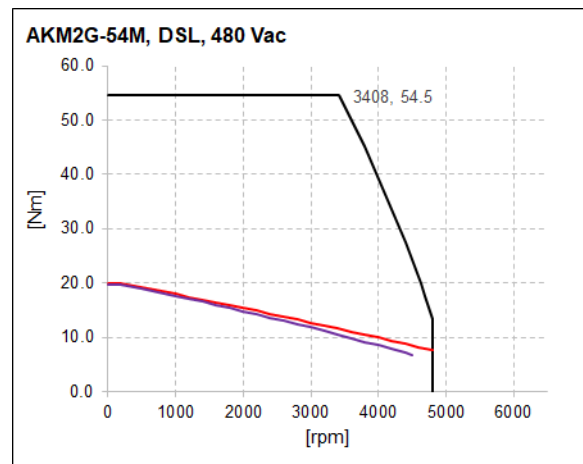
[b] Vbus: 240 VAC






[c] Vbus: 400 VAC



[d] Vbus: 480 VAC

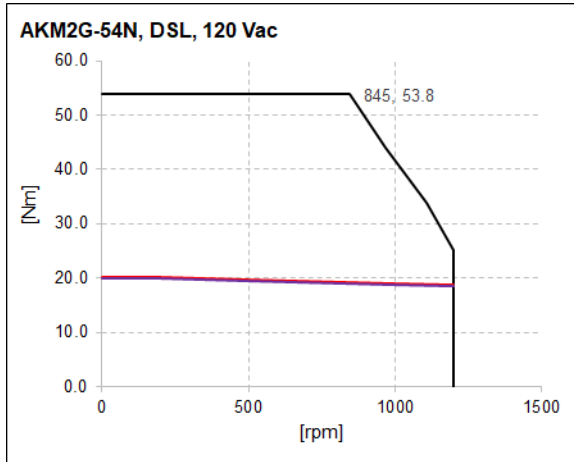


	Peak Torque [Tp]
	Continuous duty S1 [Tc], no brake, no shaft seal
	Continuous duty S1 [Tc], add brake, add shaft seal

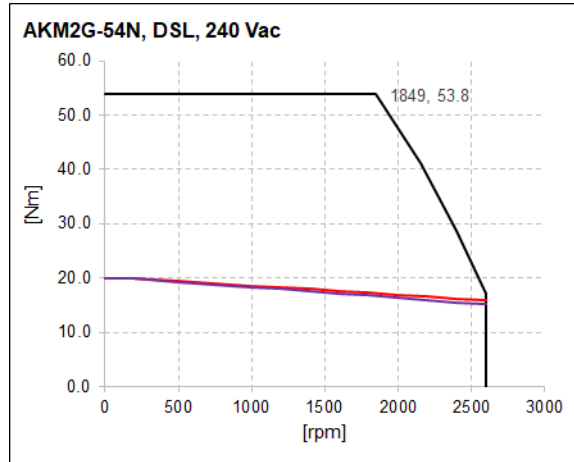
### 3.44 AKM2G-54N [HIPERFACE Feedback]

Part Number: AKM2G-54NxxxxGUxx

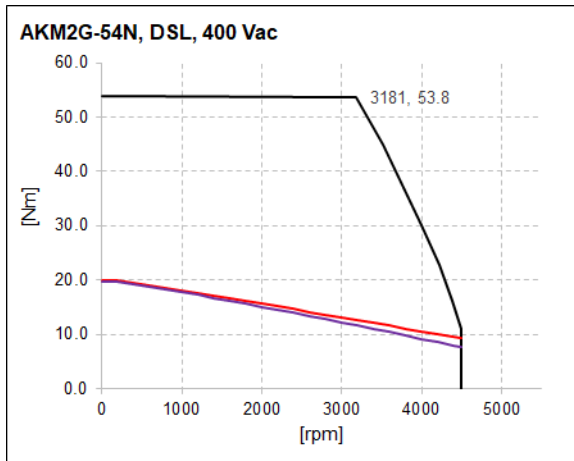
[a] Vbus: 120 VAC






[b] Vbus: 240 VAC



[c] Vbus: 400 VAC



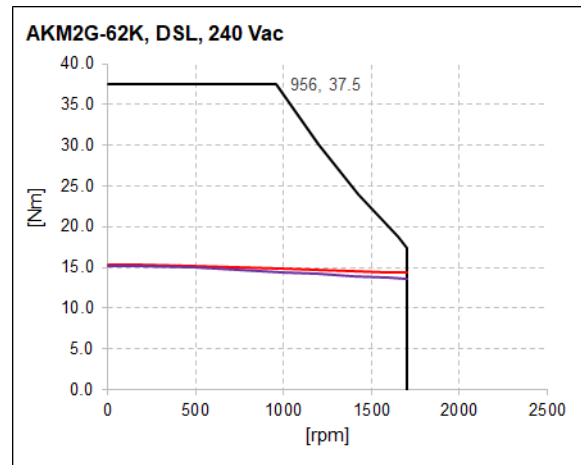
	Peak Torque [Tp]
	Continuous duty S1 [Tc], no brake, no shaft seal
	Continuous duty S1 [Tc], add brake, add shaft seal



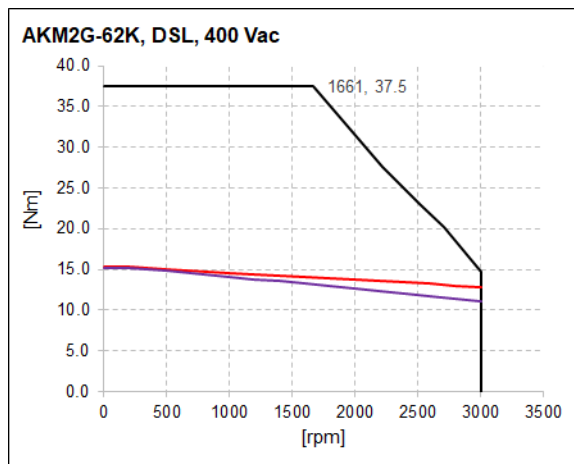
### 3.45 AKM2G-62K [HIPERFACE Feedback]

Part Number: AKM2G-62KxxxxGUxx

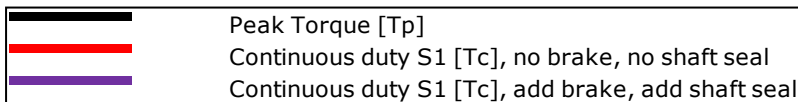
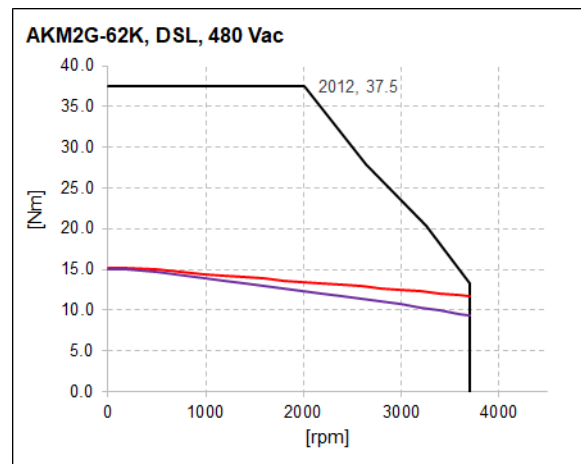
[b] Vbus: 240 VAC



[c] Vbus: 400 VAC



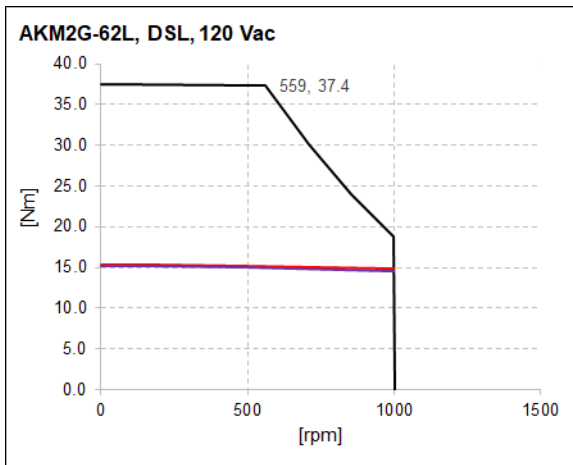
[d] Vbus: 480 VAC



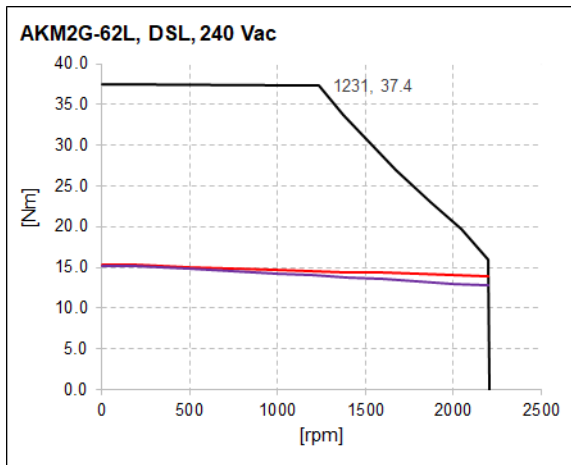
### 3.46 AKM2G-62L [HIPERFACE Feedback]

Part Number: AKM2G-62LxxxxGUxx

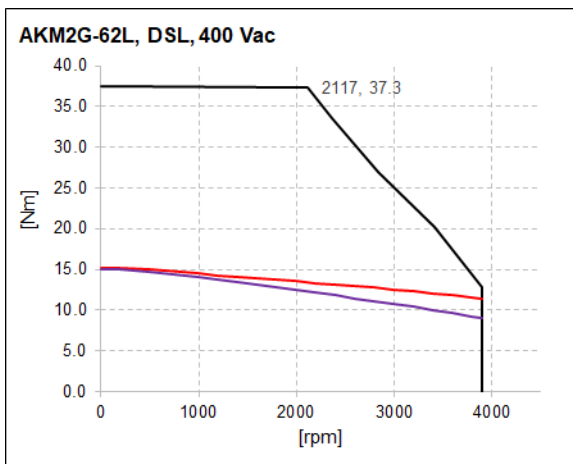
[a] Vbus: 120 VAC



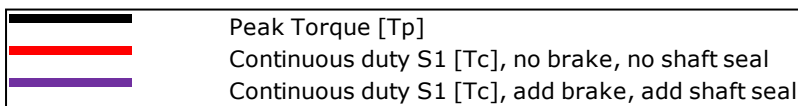
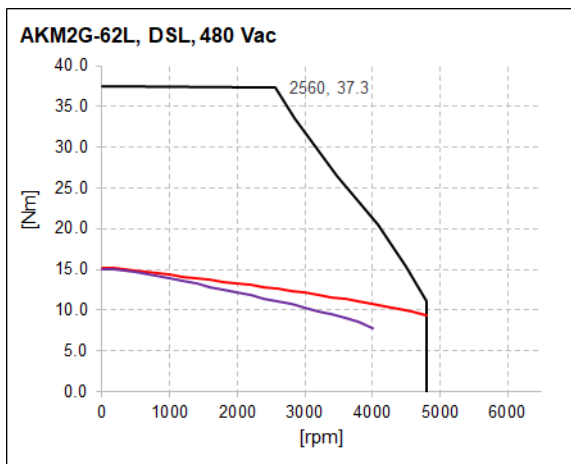
[b] Vbus: 240 VAC



[c] Vbus: 400 VAC



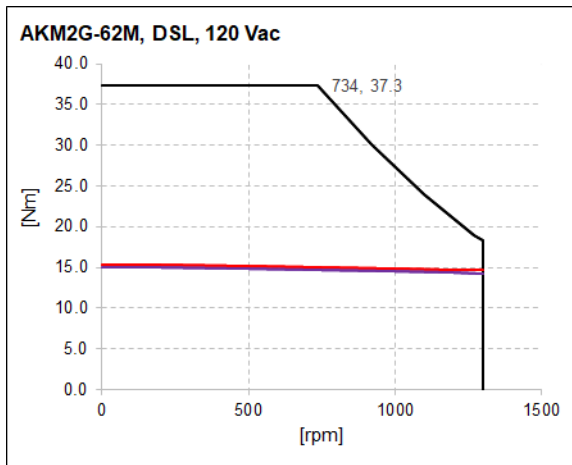
[d] Vbus: 480 VAC



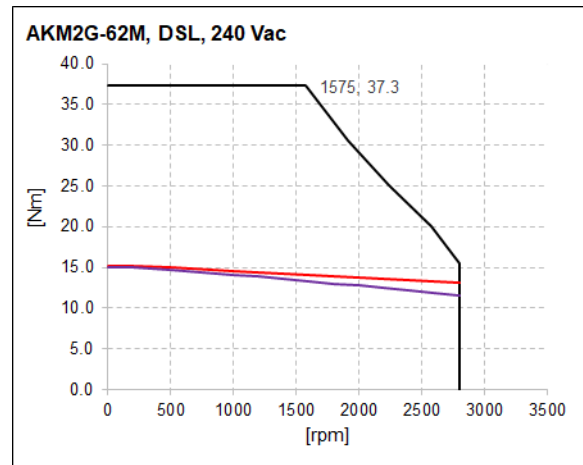
### 3.47 AKM2G-62M [HIPERFACE Feedback]

Part Number: AKM2G-62MxxxxGUxx

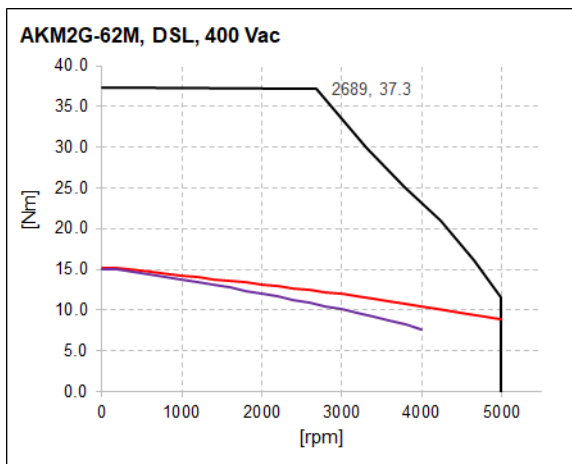
[a] Vbus: 120 VAC






[b] Vbus: 240 VAC



[c] Vbus: 400 VAC

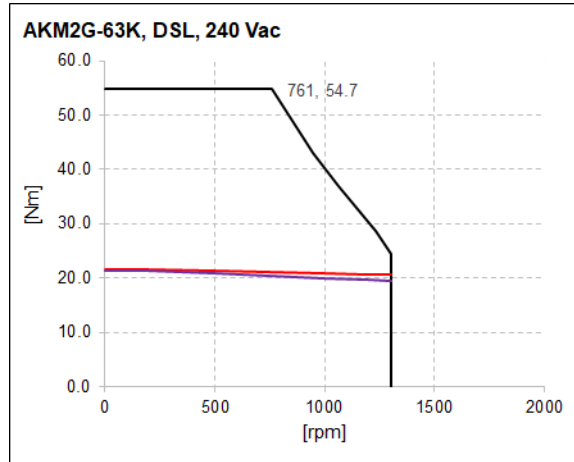


	Peak Torque [Tp]
	Continuous duty S1 [Tc], no brake, no shaft seal
	Continuous duty S1 [Tc], add brake, add shaft seal

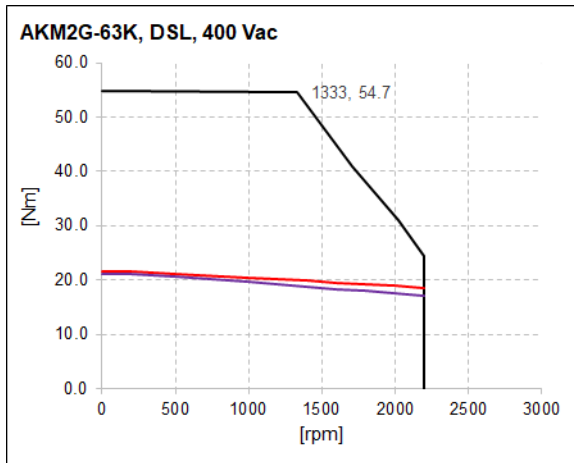
### 3.48 AKM2G-63K [HIPERFACE Feedback]

Part Number: AKM2G-63KxxxxGUxx

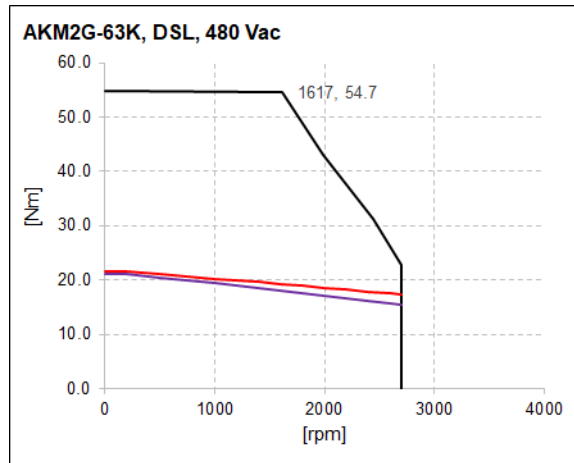
[b] Vbus: 240 VAC



[c] Vbus: 400 VAC



[d] Vbus: 480 VAC

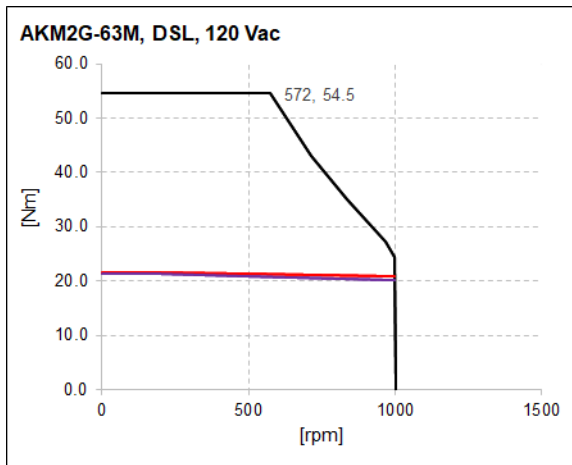


	Peak Torque [Tp]
	Continuous duty S1 [Tc], no brake, no shaft seal
	Continuous duty S1 [Tc], add brake, add shaft seal

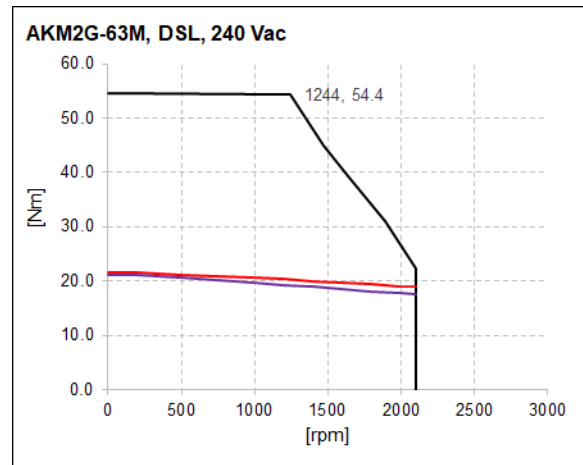
### 3.49 AKM2G-63M [HIPERFACE Feedback]

Part Number: AKM2G-63MxxxxGUxx

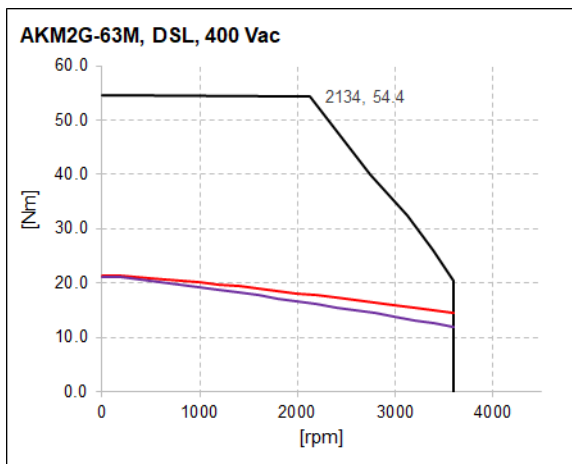
[a] Vbus: 120 VAC



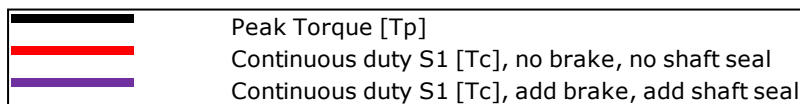
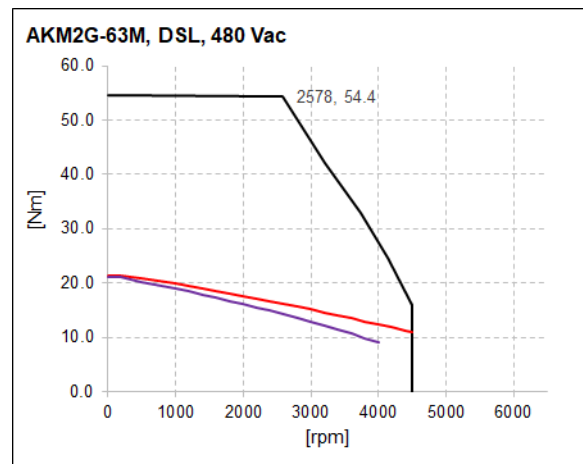
[b] Vbus: 240 VAC



[c] Vbus: 400 VAC



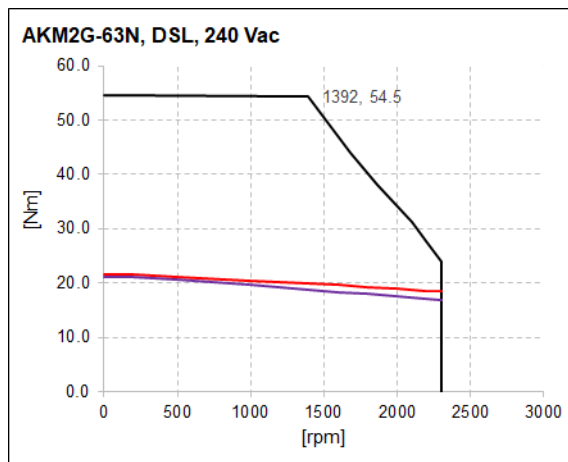
[d] Vbus: 480 VAC



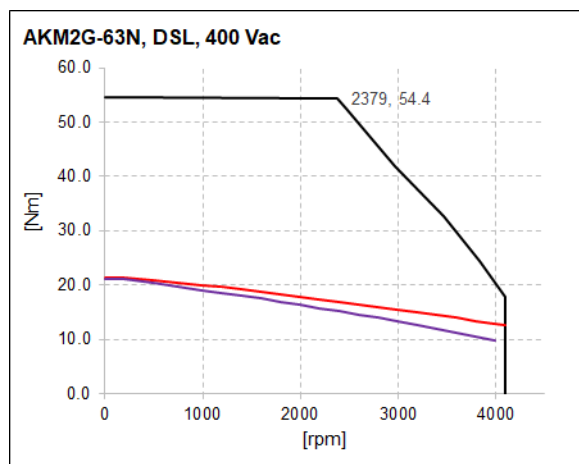
### 3.50 AKM2G-63N [HIPERFACE Feedback]




Part Number: AKM2G-63NxxxxGUxx

[b] Vbus: 240 VAC



[c] Vbus: 400 VAC

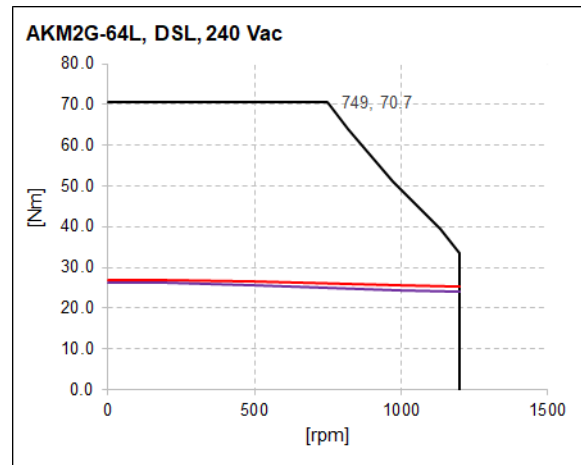


	Peak Torque [Tp]
	Continuous duty S1 [Tc], no brake, no shaft seal
	Continuous duty S1 [Tc], add brake, add shaft seal

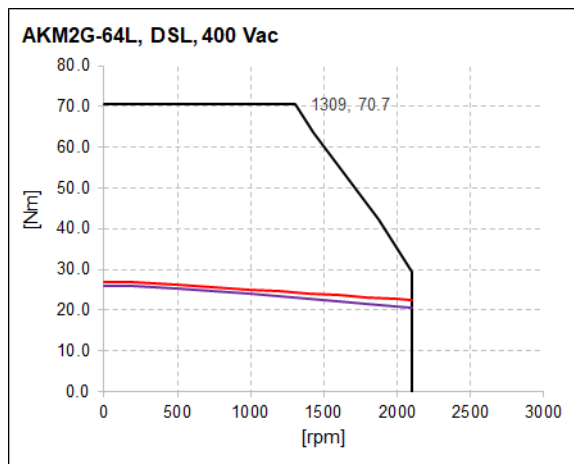
### 3.51 AKM2G-64L [HIPERFACE Feedback]

Part Number: AKM2G-64LxxxxGUxx

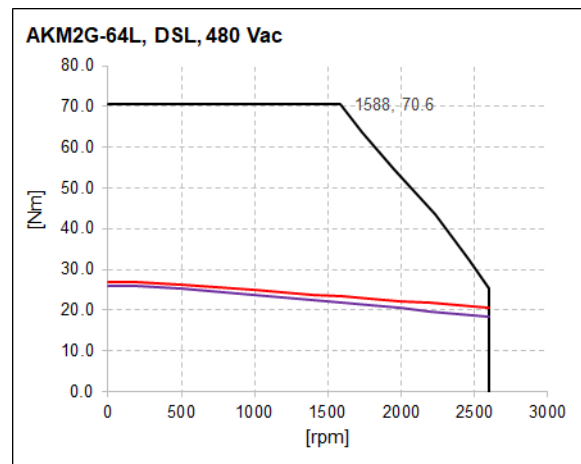
[b] Vbus: 240 VAC



[c] Vbus: 400 VAC



[d] Vbus: 480 VAC

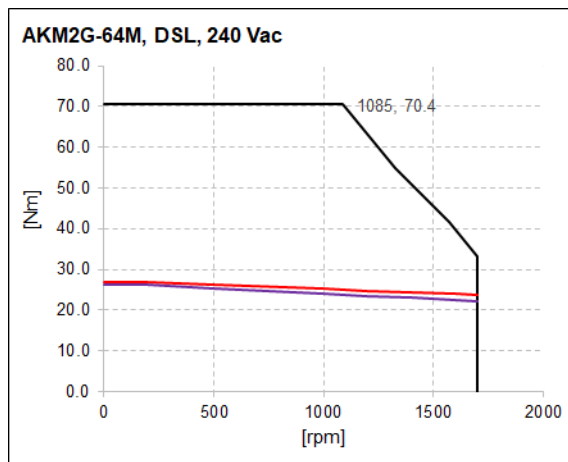


	Peak Torque [Tp]
	Continuous duty S1 [Tc], no brake, no shaft seal
	Continuous duty S1 [Tc], add brake, add shaft seal

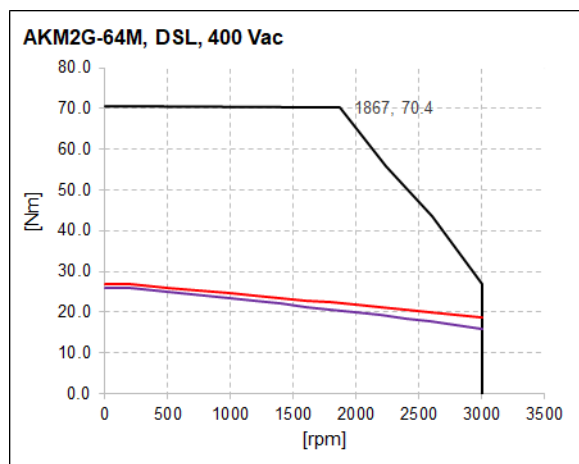
### 3.52 AKM2G-64M [HIPERFACE Feedback]

Part Number: AKM2G-64MxxxxGUxx

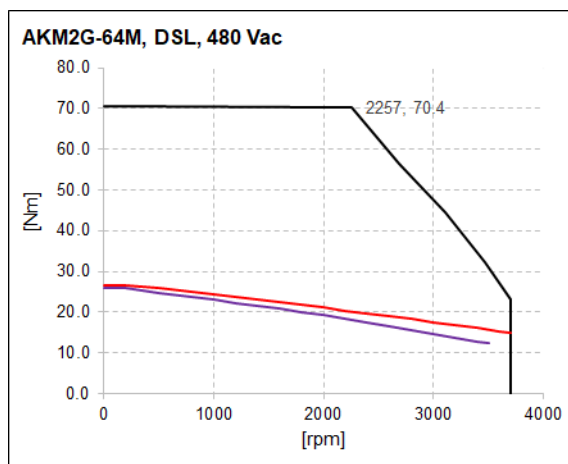
[b] Vbus: 240 VAC



[c] Vbus: 400 VAC



[d] Vbus: 480 VAC



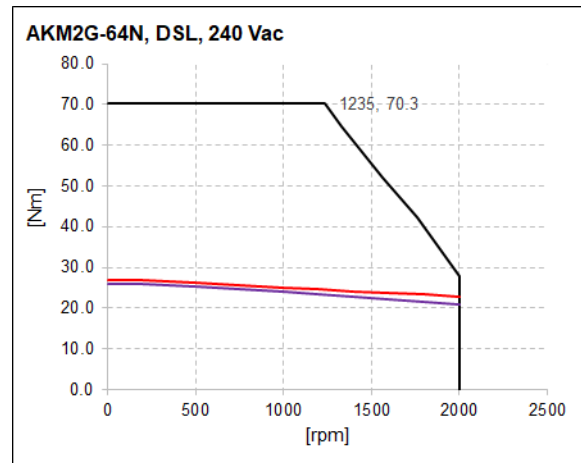
	Peak Torque [Tp]
	Continuous duty S1 [Tc], no brake, no shaft seal
	Continuous duty S1 [Tc], add brake, add shaft seal



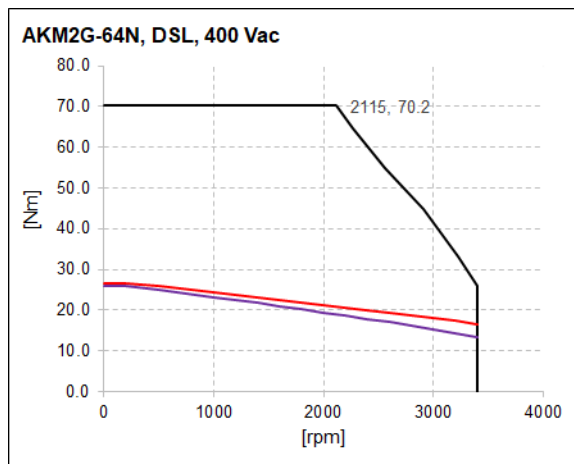
### 3.53 AKM2G-64N [HIPERFACE Feedback]

Part Number: AKM2G-64NxxxxGUxx

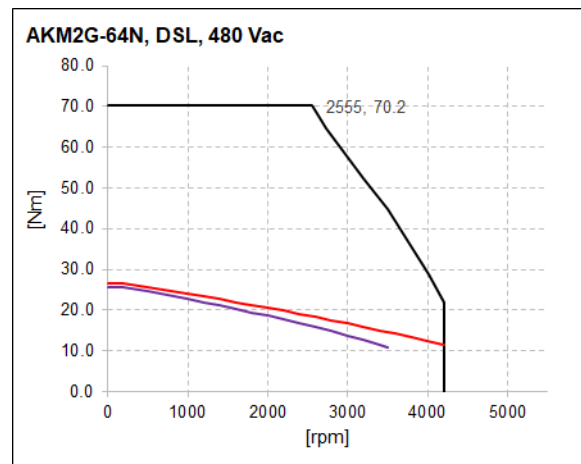
[b] Vbus: 240 VAC



[c] Vbus: 400 VAC



[d] Vbus: 480 VAC

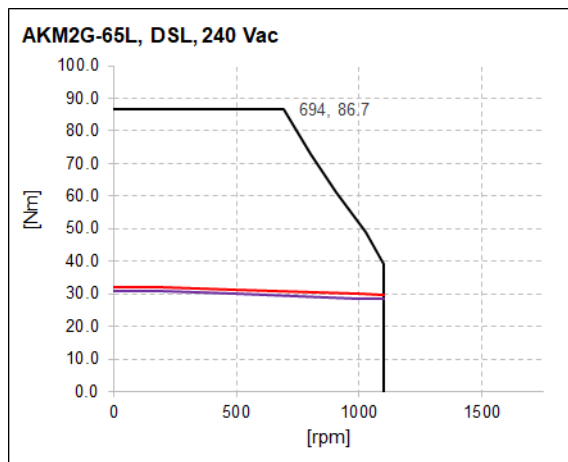


	Peak Torque [Tp]
	Continuous duty S1 [Tc], no brake, no shaft seal
	Continuous duty S1 [Tc], add brake, add shaft seal

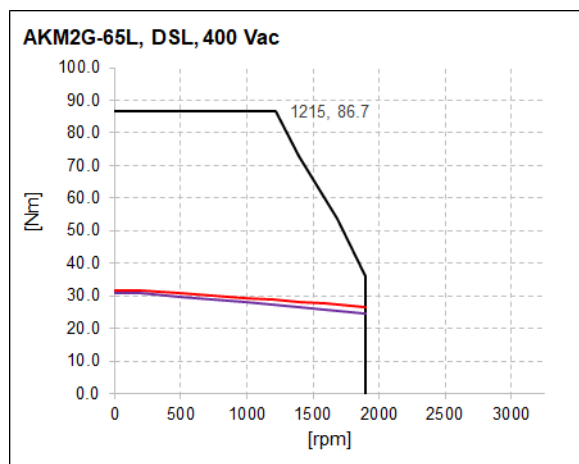
### 3.54 AKM2G-65L [HIPERFACE Feedback]

Part Number: AKM2G-65LxxxxGUxx

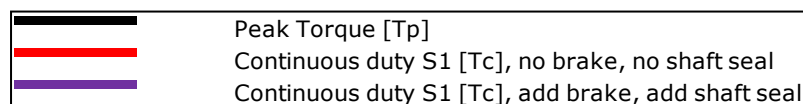
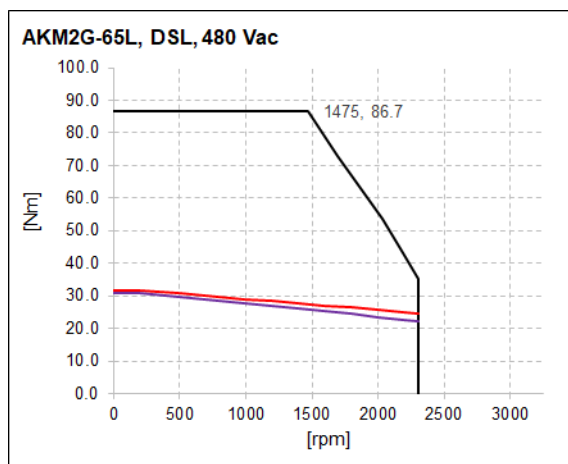
[b] Vbus: 240 VAC



[c] Vbus: 400 VAC



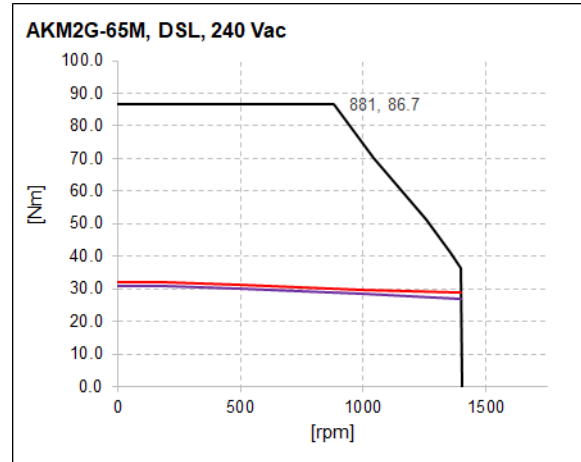
[d] Vbus: 480 VAC



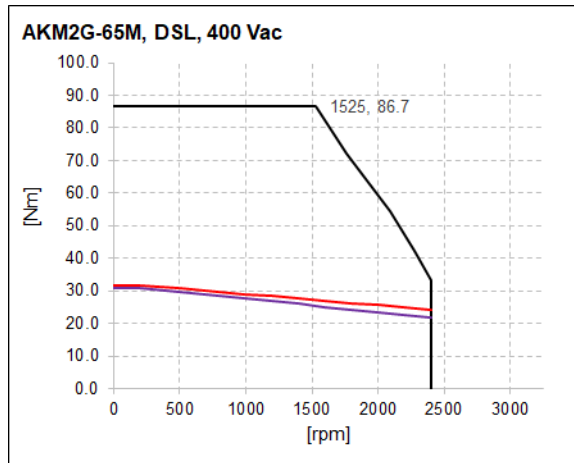
### 3.55 AKM2G-65M [HIPERFACE Feedback]

Part Number: AKM2G-65MxxxxGUxx

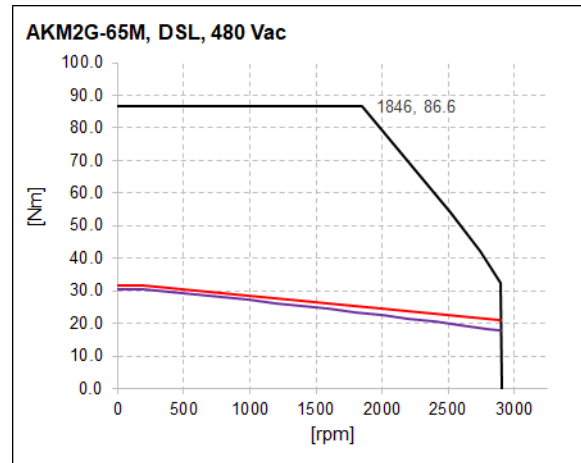
[b] Vbus: 240 VAC



[c] Vbus: 400 VAC



[d] Vbus: 480 VAC

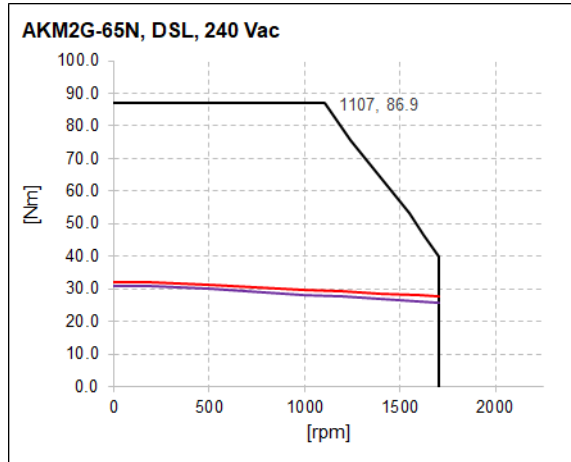


	Peak Torque [Tp]
	Continuous duty S1 [Tc], no brake, no shaft seal
	Continuous duty S1 [Tc], add brake, add shaft seal

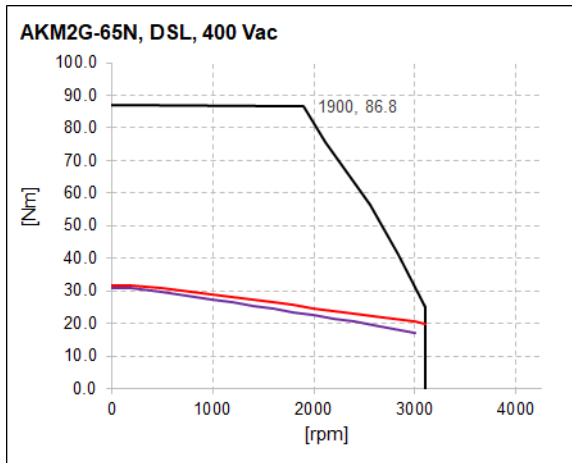
### 3.56 AKM2G-65N [HIPERFACE Feedback]

Part Number: AKM2G-65NxxxxGUxx

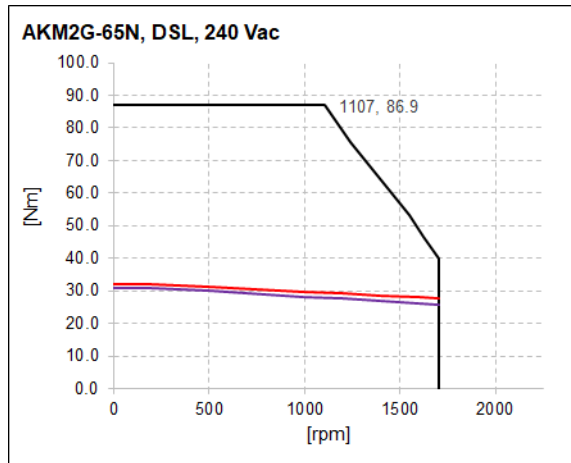
[b] Vbus: 240 VAC



[c] Vbus: 400 VAC



[d] Vbus: 480 VAC

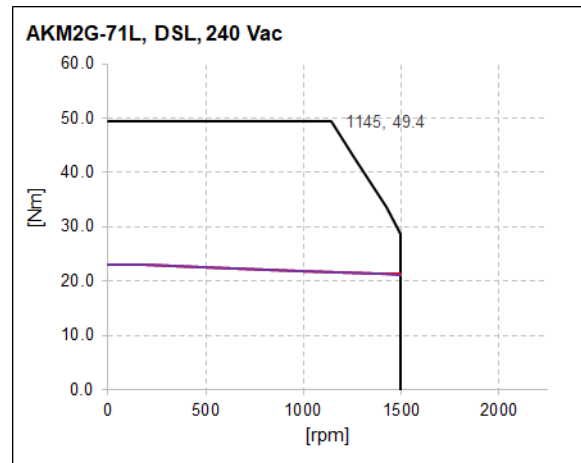


	Peak Torque [Tp]
	Continuous duty S1 [Tc], no brake, no shaft seal
	Continuous duty S1 [Tc], add brake, add shaft seal

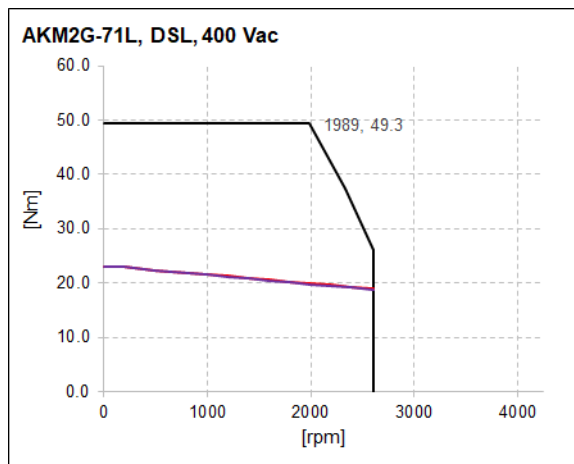
### 3.57 AKM2G-71L [HIPERFACE Feedback]

Part Number: AKM2G-71LxxxxGUxx

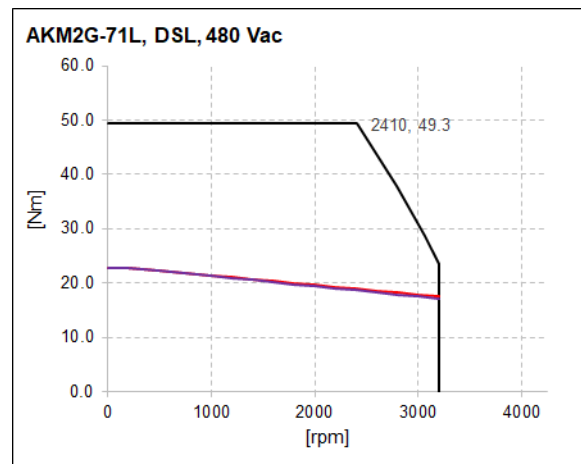
[b] Vbus: 240 VAC






[c] Vbus: 400 VAC



[d] Vbus: 480 VAC

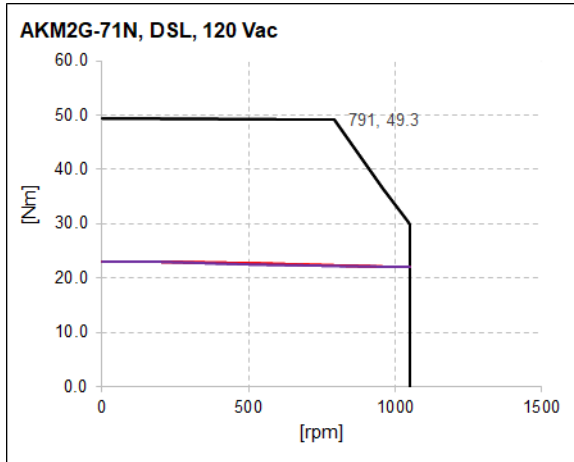


	Peak Torque [Tp]
	Continuous duty S1 [Tc], no brake, no shaft seal
	Continuous duty S1 [Tc], add brake, add shaft seal

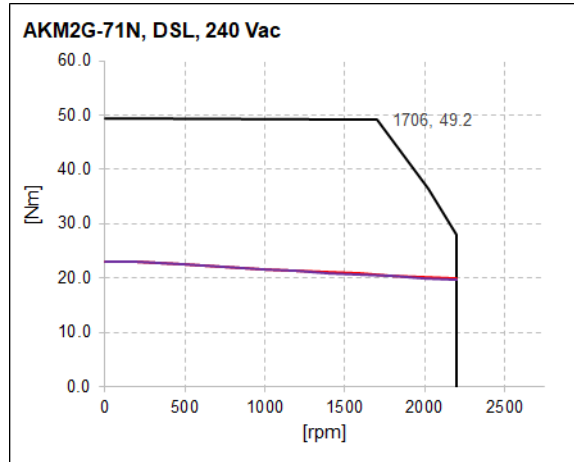
### 3.58 AKM2G-71N [HIPERFACE Feedback]

Part Number: AKM2G-71NxxxxGUxx

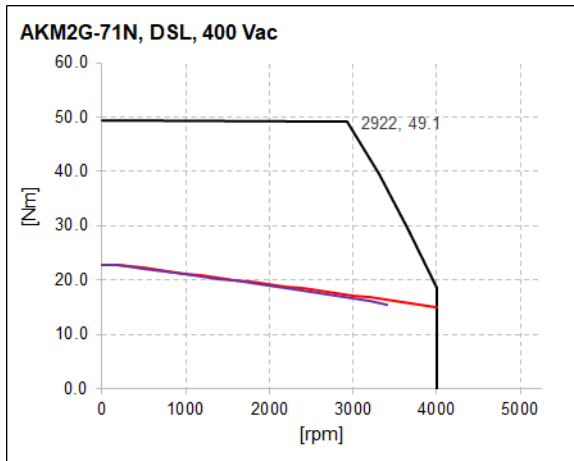
[a] Vbus: 120 VAC



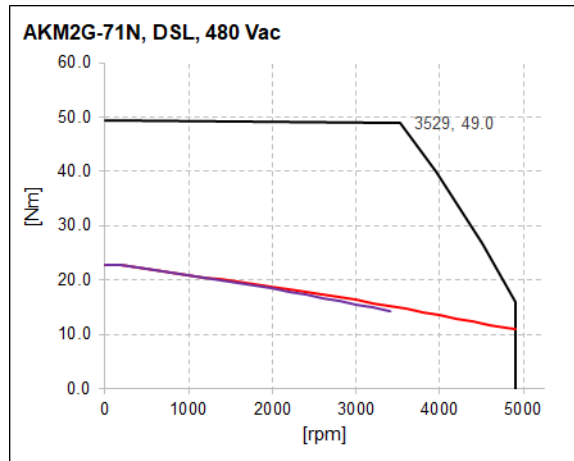
[b] Vbus: 240 VAC



[c] Vbus: 400 VAC



[d] Vbus: 480 VAC

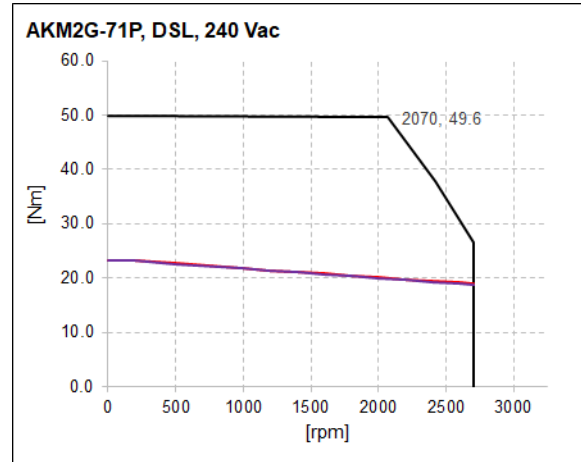


	Peak Torque [Tp]
	Continuous duty S1 [Tc], no brake, no shaft seal
	Continuous duty S1 [Tc], add brake, add shaft seal

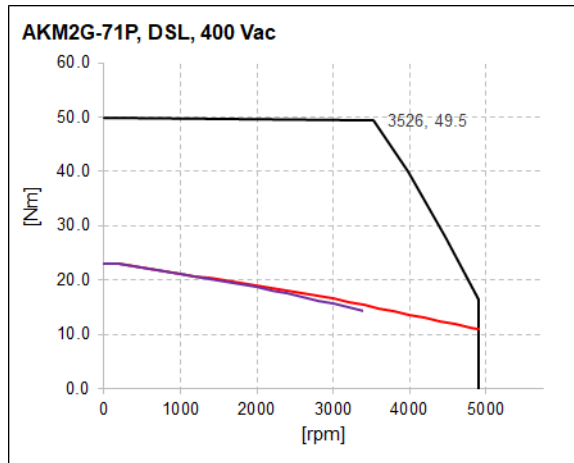
### 3.59 AKM2G-71P [HIPERFACE Feedback]

Part Number: AKM2G-71PxxxxGUxx

[b] Vbus: 240 VAC



[c] Vbus: 400 VAC

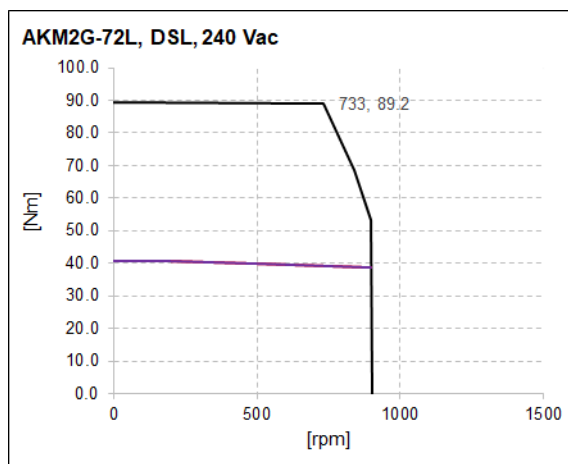


	Peak Torque [Tp]
	Continuous duty S1 [Tc], no brake, no shaft seal
	Continuous duty S1 [Tc], add brake, add shaft seal

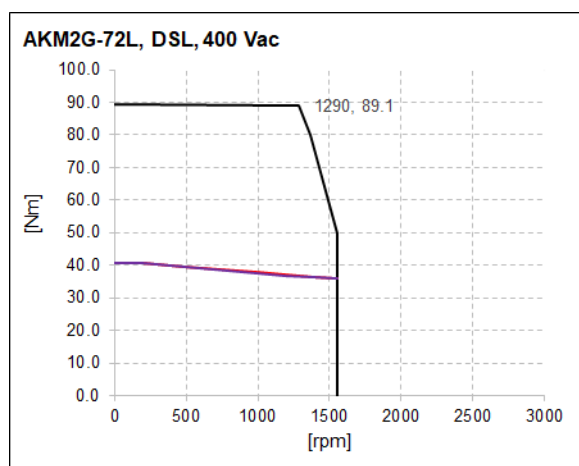
### 3.60 AKM2G-72L [HIPERFACE Feedback]

Part Number: AKM2G-72LxxxxGUxx

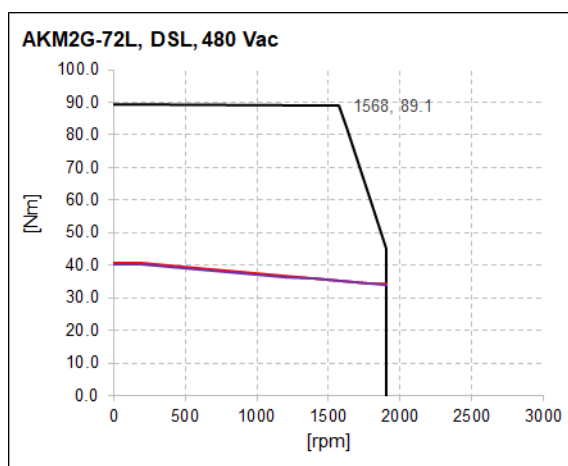
[b] Vbus: 240 VAC



[c] Vbus: 400 VAC



[d] Vbus: 480 VAC



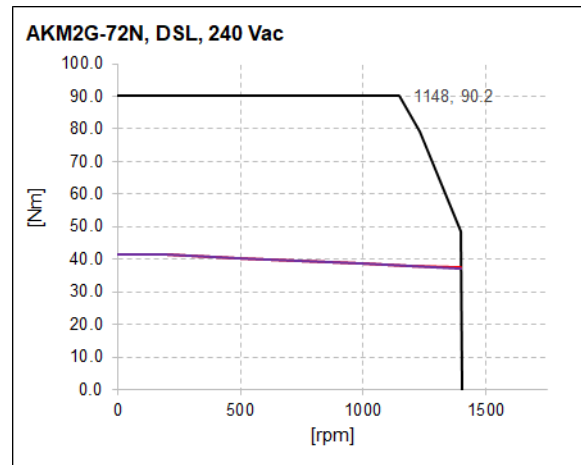
	Peak Torque [Tp]
	Continuous duty S1 [Tc], no brake, no shaft seal
	Continuous duty S1 [Tc], add brake, add shaft seal



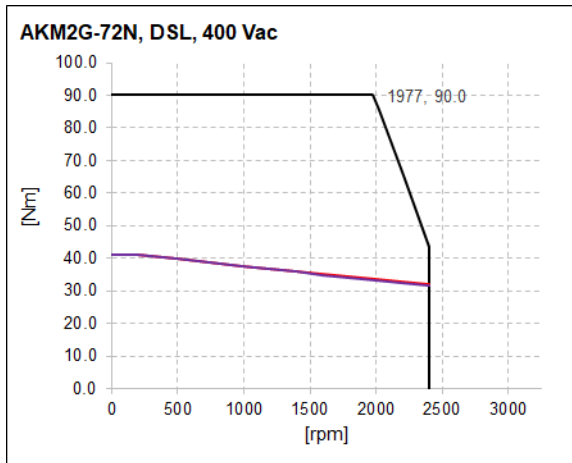
### 3.61 AKM2G-72N [HIPERFACE Feedback]

Part Number: AKM2G-72NxxxxGUxx

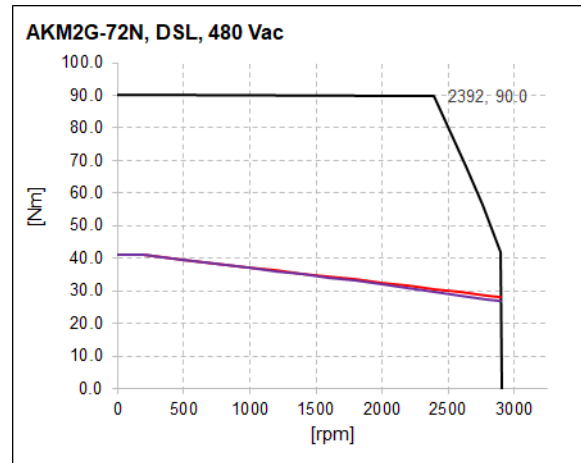
[b] Vbus: 240 VAC



[c] Vbus: 400 VAC



[d] Vbus: 480 VAC

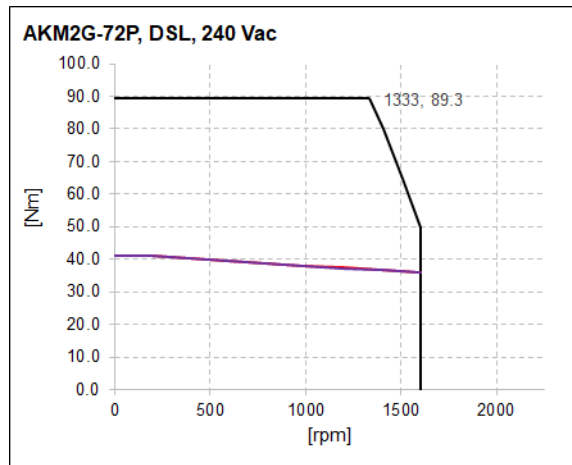


	Peak Torque [Tp]
	Continuous duty S1 [Tc], no brake, no shaft seal
	Continuous duty S1 [Tc], add brake, add shaft seal

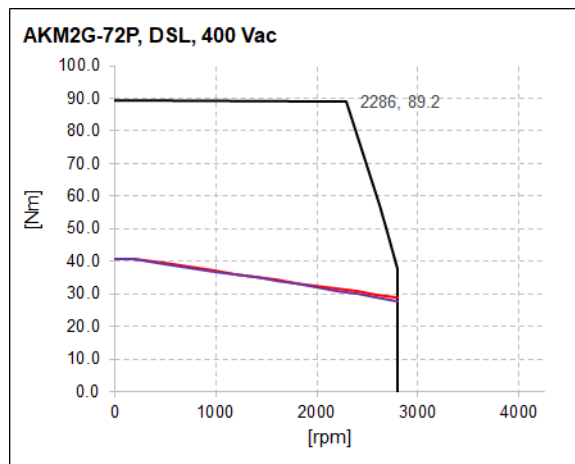
### 3.62 AKM2G-72P [HIPERFACE Feedback]

Part Number: AKM2G-72PxxxxGUxx

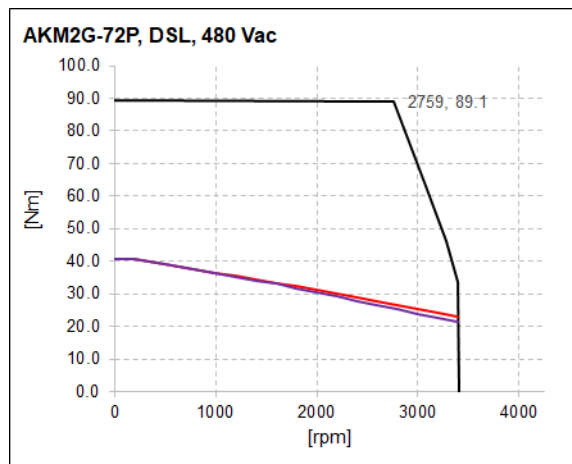
[b] Vbus: 240 VAC






[c] Vbus: 400 VAC



[d] Vbus: 480 VAC

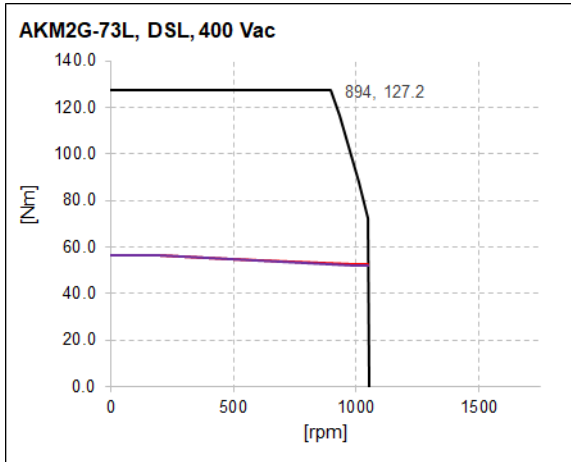


	Peak Torque [Tp]
	Continuous duty S1 [Tc], no brake, no shaft seal
	Continuous duty S1 [Tc], add brake, add shaft seal

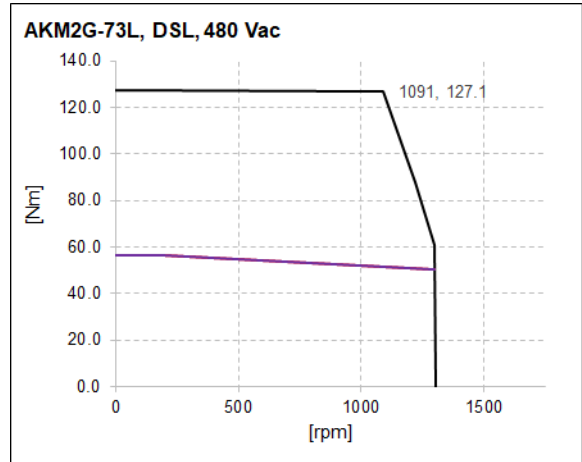
### 3.63 AKM2G-73L [HIPERFACE Feedback]

Part Number: AKM2G-73LxxxxGUxx

[c] Vbus: 400 VAC



[d] Vbus: 480 VAC

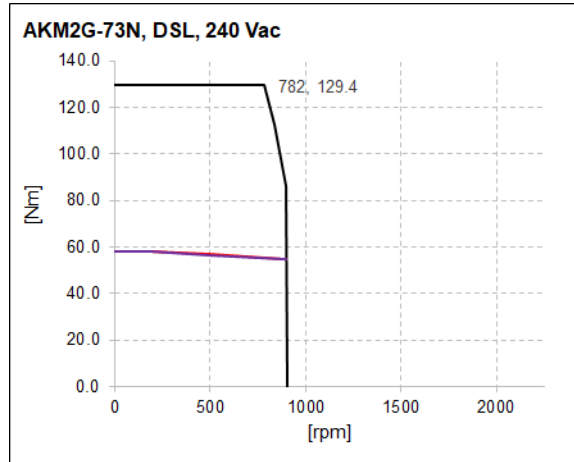


	Peak Torque [Tp]
	Continuous duty S1 [Tc], no brake, no shaft seal
	Continuous duty S1 [Tc], add brake, add shaft seal

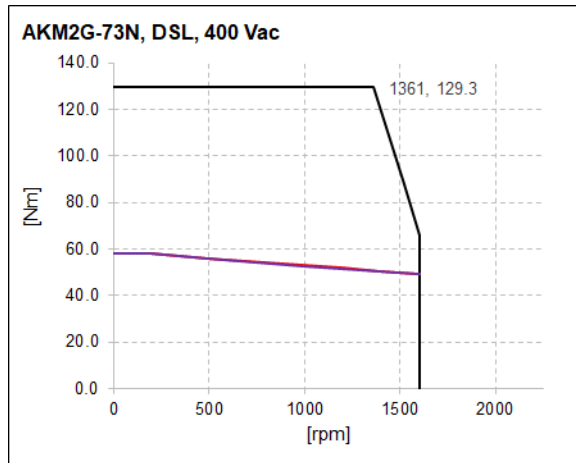
### 3.64 AKM2G-73N [HIPERFACE Feedback]

Part Number: AKM2G-73NxxxxGUxx

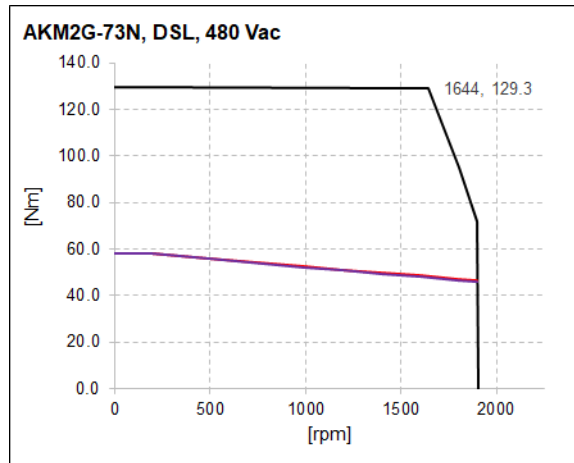
[b] Vbus: 240 VAC






[c] Vbus: 400 VAC



[d] Vbus: 480 VAC

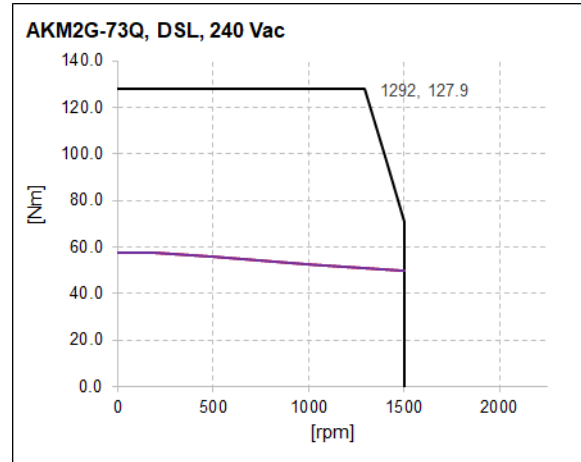


	Peak Torque [Tp]
	Continuous duty S1 [Tc], no brake, no shaft seal
	Continuous duty S1 [Tc], add brake, add shaft seal

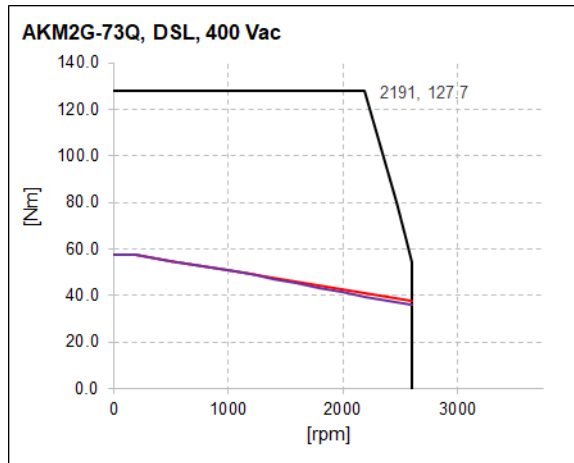
### 3.65 AKM2G-73Q [HIPERFACE Feedback]

Part Number: AKM2G-73QxxxxGUxx

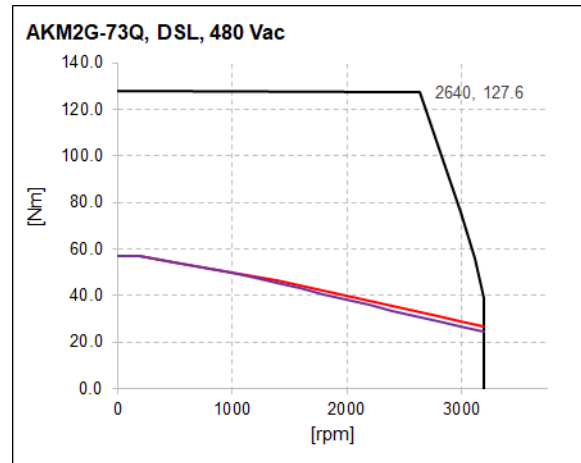
[b] Vbus: 240 VAC






[c] Vbus: 400 VAC



[d] Vbus: 480 VAC

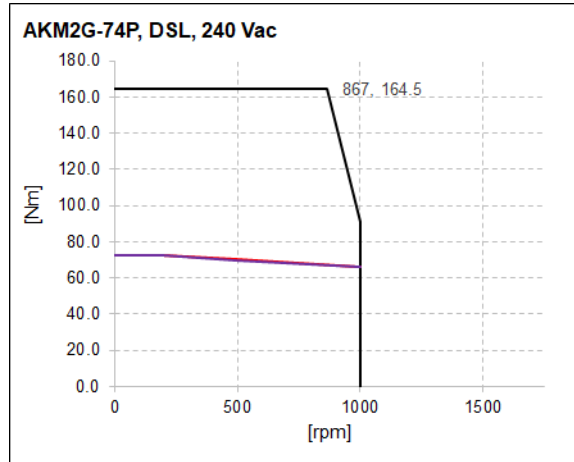


	Peak Torque [Tp]
	Continuous duty S1 [Tc], no brake, no shaft seal
	Continuous duty S1 [Tc], add brake, add shaft seal

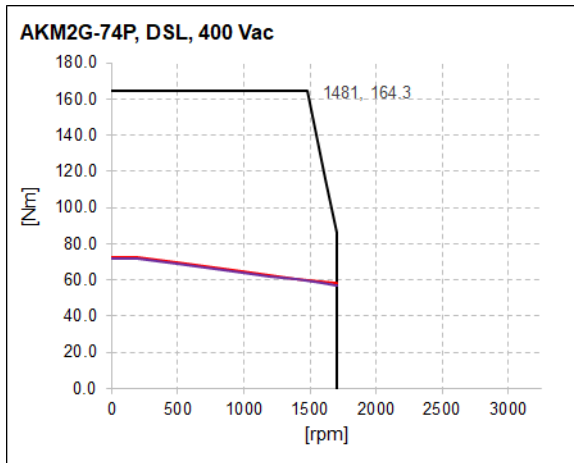
### 3.66 AKM2G-74P [HIPERFACE Feedback]

Part Number: AKM2G-74PxxxxGUxx

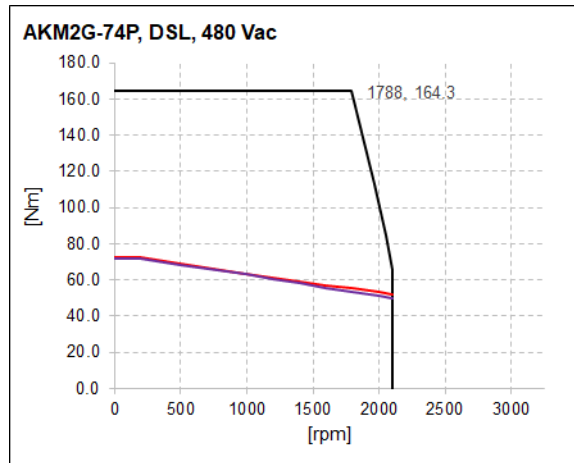
[b] Vbus: 240 VAC



[c] Vbus: 400 VAC



[d] Vbus: 480 VAC

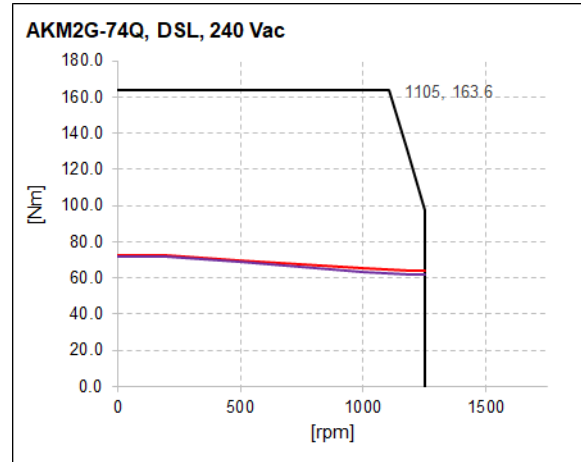


	Peak Torque [Tp]
	Continuous duty S1 [Tc], no brake, no shaft seal
	Continuous duty S1 [Tc], add brake, add shaft seal

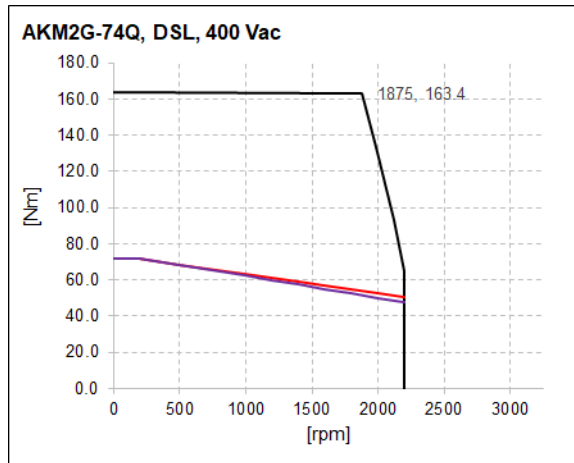
### 3.67 AKM2G-74Q [HIPERFACE Feedback]

Part Number: AKM2G-74QxxxxGUxx

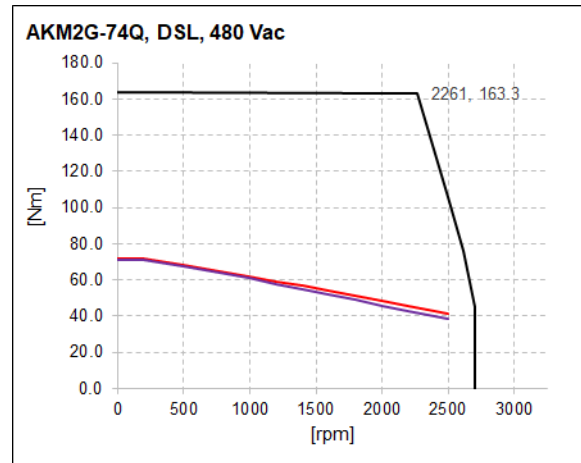
[b] Vbus: 240 VAC



[c] Vbus: 400 VAC



[d] Vbus: 480 VAC

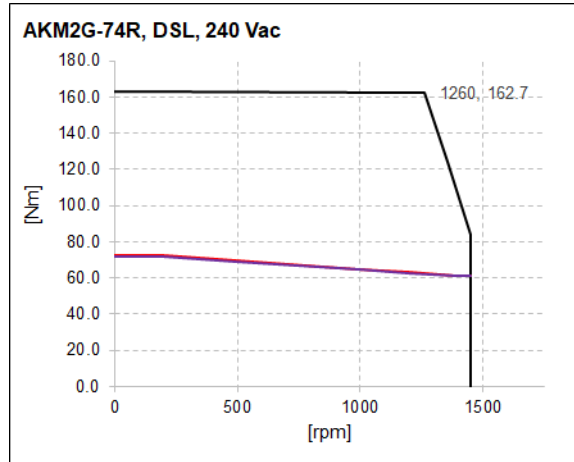


	Peak Torque [Tp]
	Continuous duty S1 [Tc], no brake, no shaft seal
	Continuous duty S1 [Tc], add brake, add shaft seal

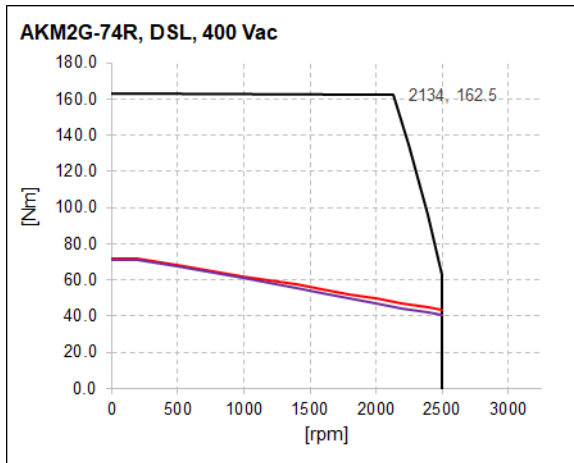
### 3.68 AKM2G-74R [HIPERFACE Feedback]

Part Number: AKM2G-74RxxxxGUxx

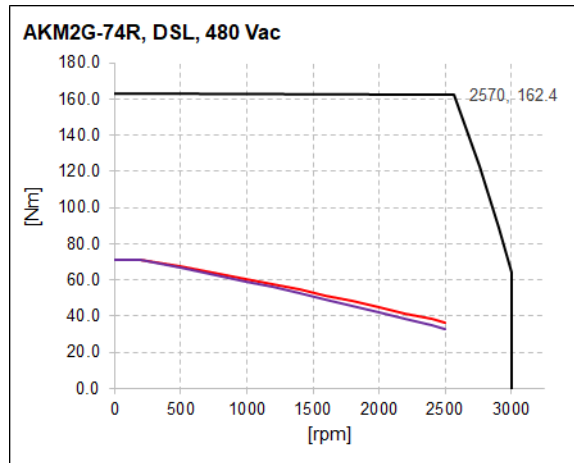
[b] Vbus: 240 VAC



[c] Vbus: 400 VAC



[d] Vbus: 480 VAC



	Peak Torque [Tp]
	Continuous duty S1 [Tc], no brake, no shaft seal
	Continuous duty S1 [Tc], add brake, add shaft seal



## 4 Resolver [R-]

---

4.1	AKM2G-21D [Resolver Feedback]	147
4.2	AKM2G-21E [Resolver Feedback]	148
4.3	AKM2G-21G [Resolver Feedback]	149
4.4	AKM2G-22D [Resolver Feedback]	150
4.5	AKM2G-22E [Resolver Feedback]	151
4.6	AKM2G-23D [Resolver Feedback]	152
4.7	AKM2G-23E [Resolver Feedback]	153
4.8	AKM2G-23F [Resolver Feedback]	154
4.9	AKM2G-24D [Resolver Feedback]	155
4.10	AKM2G-24E [Resolver Feedback]	156
4.11	AKM2G-24F [Resolver Feedback]	157
4.12	AKM2G-31C [Resolver Feedback]	158
4.13	AKM2G-31D [Resolver Feedback]	159
4.14	AKM2G-31E [Resolver Feedback]	160
4.15	AKM2G-32D [Resolver Feedback]	161
4.16	AKM2G-32E [Resolver Feedback]	162
4.17	AKM2G-32G [Resolver Feedback]	163
4.18	AKM2G-33E [Resolver Feedback]	164
4.19	AKM2G-33G [Resolver Feedback]	165
4.20	AKM2G-33H [Resolver Feedback]	166
4.21	AKM2G-41D [Resolver Feedback]	167
4.22	AKM2G-41E [Resolver Feedback]	168
4.23	AKM2G-41G [Resolver Feedback]	169
4.24	AKM2G-42D [Resolver Feedback]	170
4.25	AKM2G-42E [Resolver Feedback]	171
4.26	AKM2G-42H [Resolver Feedback]	172
4.27	AKM2G-43D [Resolver Feedback]	173
4.28	AKM2G-43G [Resolver Feedback]	174
4.29	AKM2G-43I [Resolver Feedback]	175
4.30	AKM2G-44E [Resolver Feedback]	176
4.31	AKM2G-44H [Resolver Feedback]	177
4.32	AKM2G-44J [Resolver Feedback]	178
4.33	AKM2G-51H [Resolver Feedback]	179
4.34	AKM2G-51I [Resolver Feedback]	180
4.35	AKM2G-51K [Resolver Feedback]	181
4.36	AKM2G-52H [Resolver Feedback]	182
4.37	AKM2G-51K [Resolver Feedback]	183
4.38	AKM2G-52L [Resolver Feedback]	184
4.39	AKM2G-53H [Resolver Feedback]	185
4.40	AKM2G-53L [Resolver Feedback]	186
4.41	AKM2G-53M [Resolver Feedback]	187
4.42	AKM2G-54L [Resolver Feedback]	188
4.43	AKM2G-54M [Resolver Feedback]	189
4.44	AKM2G-54N [Resolver Feedback]	190
4.45	AKM2G-62K [Resolver Feedback]	191
4.46	AKM2G-62L [Resolver Feedback]	192
4.47	AKM2G-62M [Resolver Feedback]	193
4.48	AKM2G-63K [Resolver Feedback]	194

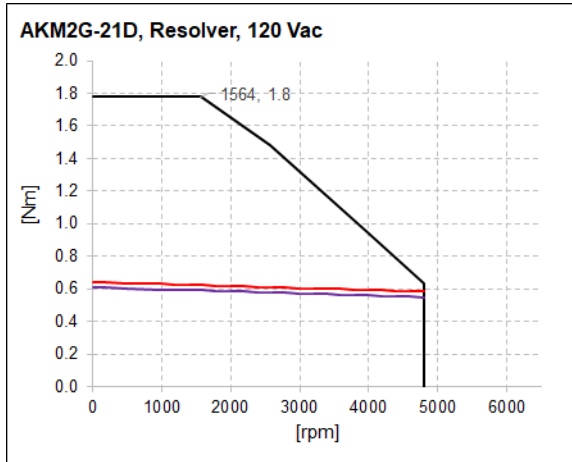
---

4.49	AKM2G-63M [Resolver Feedback]	195
4.50	AKM2G-63N [Resolver Feedback]	196
4.51	AKM2G-64L [Resolver Feedback]	197
4.52	AKM2G-64M [Resolver Feedback]	198
4.53	AKM2G-64N [Resolver Feedback]	199
4.54	AKM2G-65L [Resolver Feedback]	200
4.55	AKM2G-65M [Resolver Feedback]	201
4.56	AKM2G-65N [Resolver Feedback]	202
4.57	AKM2G-71L [Resolver Feedback]	203
4.58	AKM2G-71N [Resolver Feedback]	204
4.59	AKM2G-71P [Resolver Feedback]	205
4.60	AKM2G-72L [Resolver Feedback]	206
4.61	AKM2G-72N [Resolver Feedback]	207
4.62	AKM2G-72P [Resolver Feedback]	208
4.63	AKM2G-73L [Resolver Feedback]	209
4.64	AKM2G-73N [Resolver Feedback]	210
4.65	AKM2G-73Q [Resolver Feedback]	211
4.66	AKM2G-74P [Resolver Feedback]	212
4.67	AKM2G-74Q [Resolver Feedback]	213
4.68	AKM2G-74R [Resolver Feedback]	214

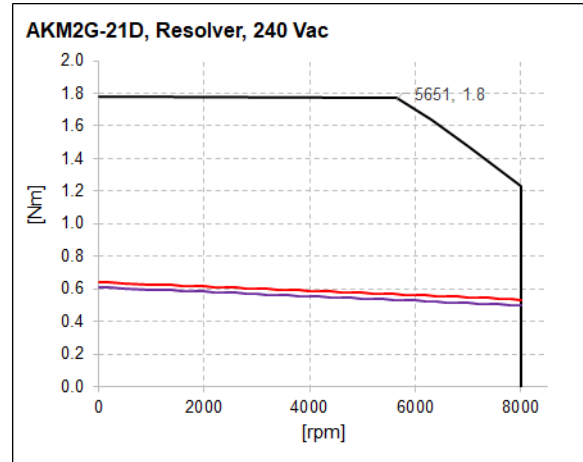
### 4.1 AKM2G-21D [Resolver Feedback]

Part Number: AKM2G-21DxxxxR-xx

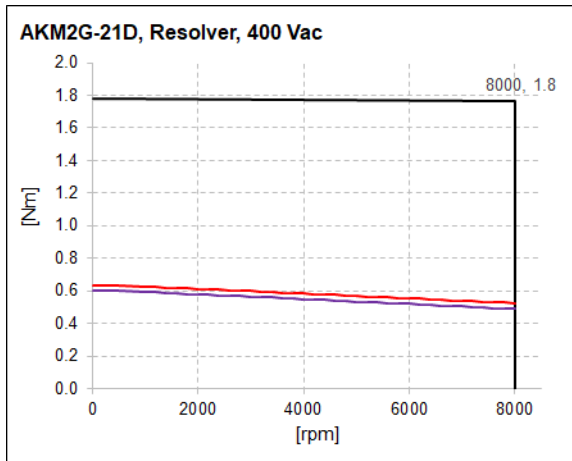
[a] Vbus: 120 VAC



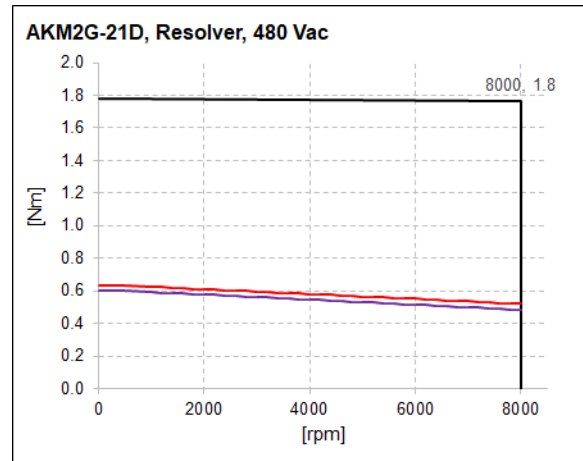
[b] Vbus: 240 VAC



[c] Vbus: 400 VAC



[d] Vbus: 480 VAC



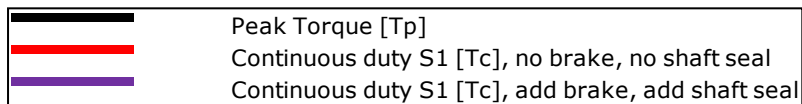
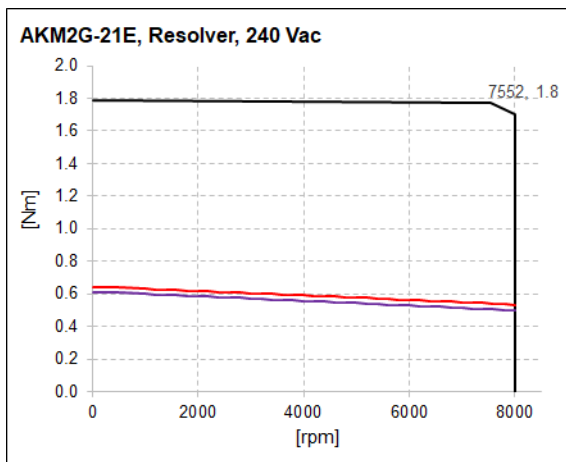
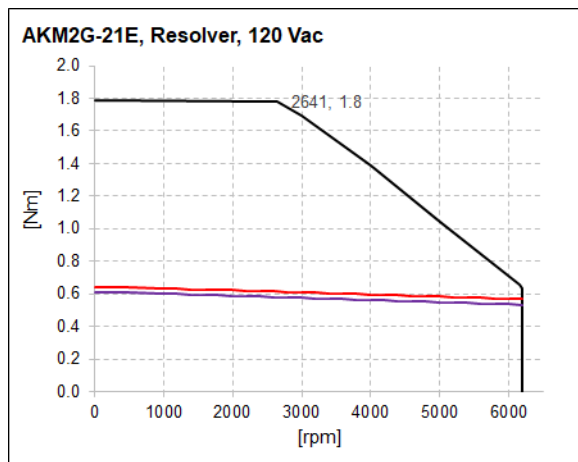
	Peak Torque [Tp]
	Continuous duty S1 [Tc], no brake, no shaft seal
	Continuous duty S1 [Tc], add brake, add shaft seal

## 4.2 AKM2G-21E [Resolver Feedback]

Part Number: AKM2G-21ExxxxR-xx

[a] Vbus: 120 VAC

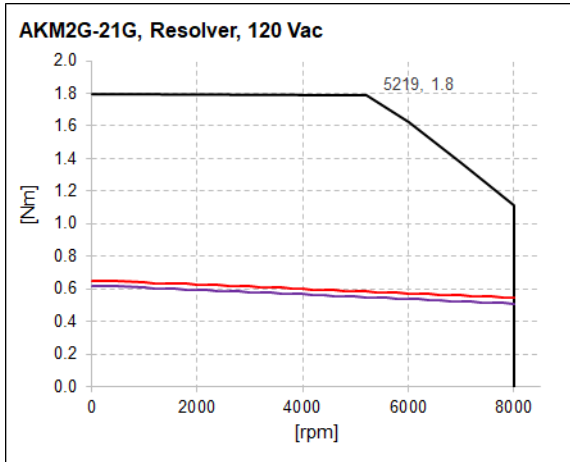
[b] Vbus: 240 VAC






### 4.3 AKM2G-21G [Resolver Feedback]

Part Number: AKM2G-21GxxxxR-xx

[a] Vbus: 120 VAC

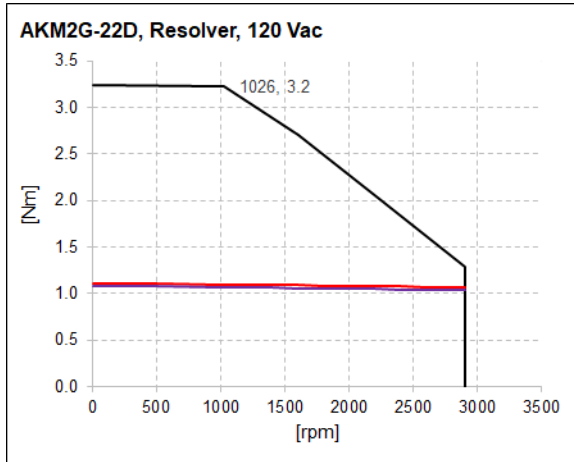


	Peak Torque [Tp]
	Continuous duty S1 [Tc], no brake, no shaft seal
	Continuous duty S1 [Tc], add brake, add shaft seal

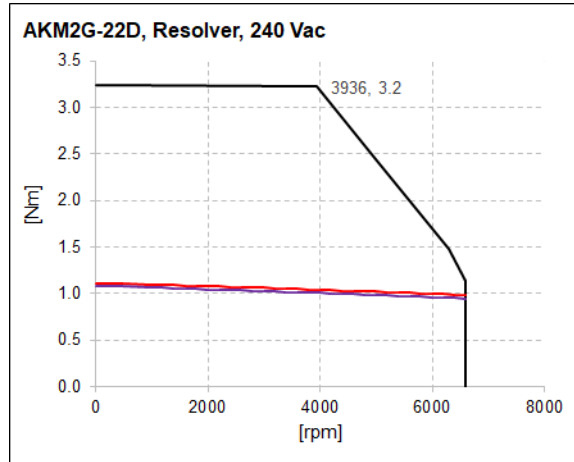
### 4.4 AKM2G-22D [Resolver Feedback]

Part Number: AKM2G-22DxxxxR-xx

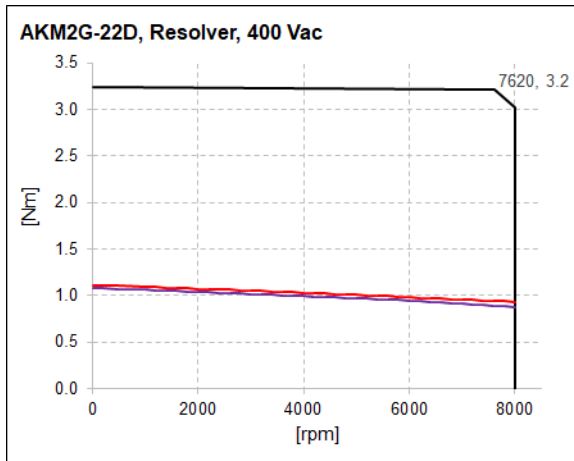
[a] Vbus: 120 VAC



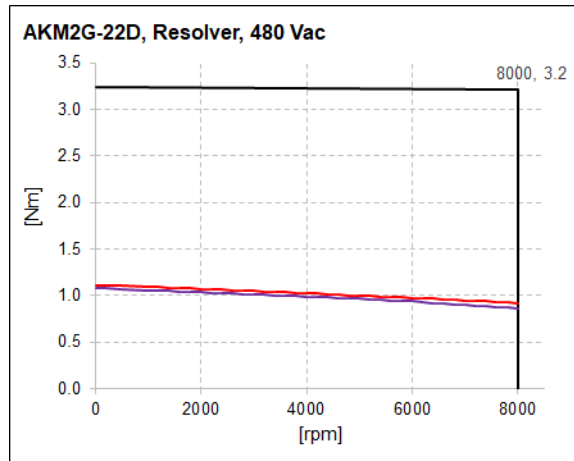
[b] Vbus: 240 VAC



[c] Vbus: 400 VAC



[d] Vbus: 480 VAC

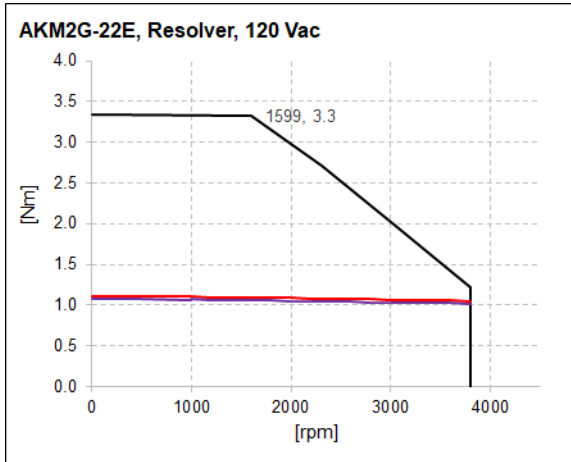


	Peak Torque [Tp]
	Continuous duty S1 [Tc], no brake, no shaft seal
	Continuous duty S1 [Tc], add brake, add shaft seal

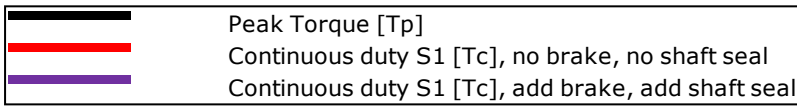
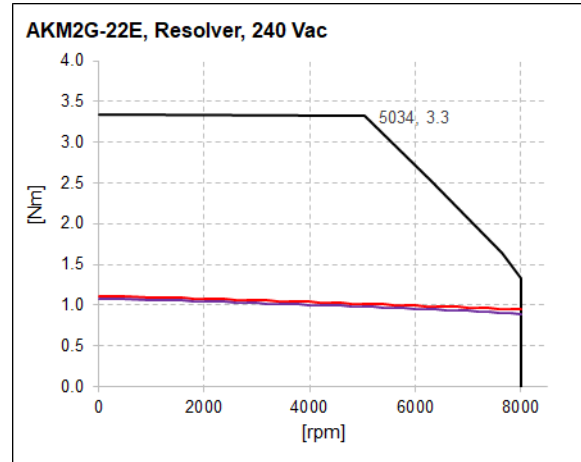
### 4.5 AKM2G-22E [Resolver Feedback]

Part Number: AKM2G-22ExxxxR-xx

[a] Vbus: 120 VAC



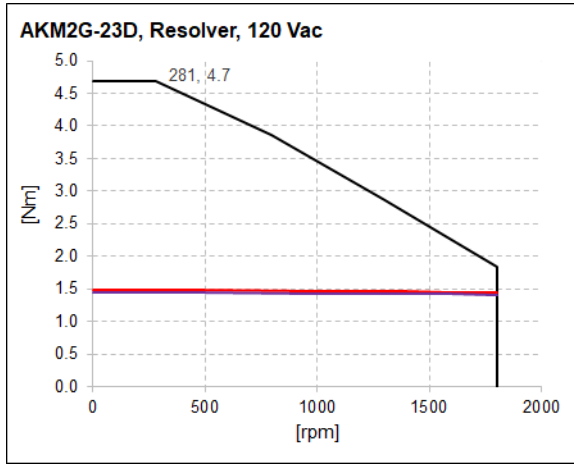
[b] Vbus: 240 VAC



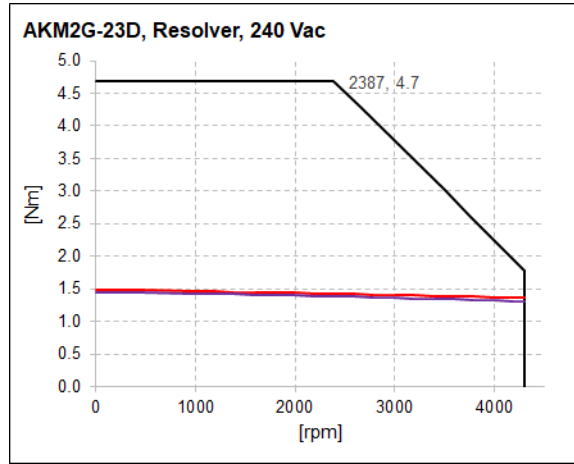
### 4.6 AKM2G-23D [Resolver Feedback]

Part Number: AKM2G-23DxxxxR-xx

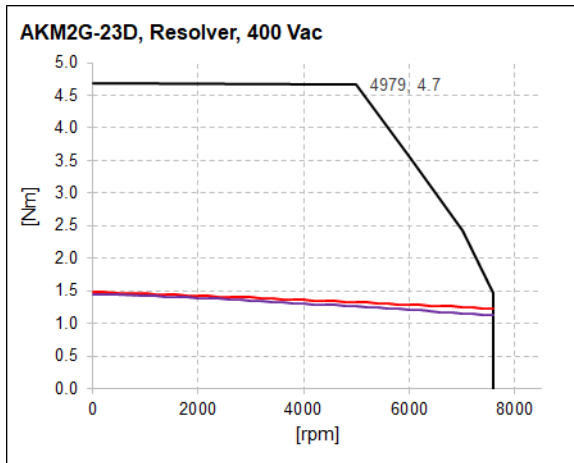
[a] Vbus: 120 VAC



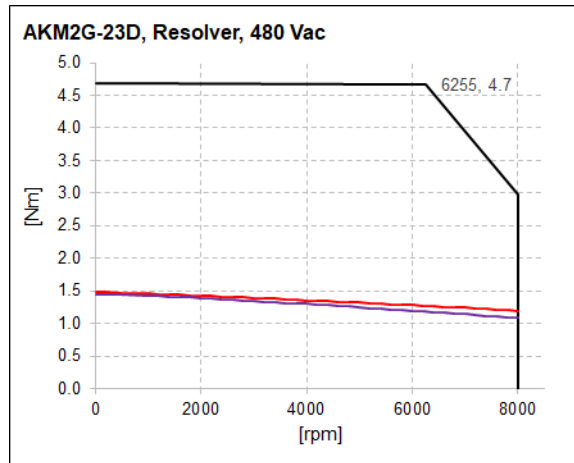
[b] Vbus: 240 VAC



[c] Vbus: 400 VAC



[d] Vbus: 480 VAC



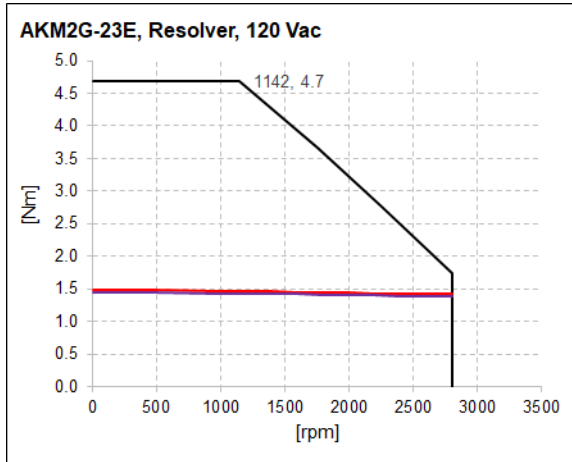
	Peak Torque [Tp]
	Continuous duty S1 [Tc], no brake, no shaft seal
	Continuous duty S1 [Tc], add brake, add shaft seal



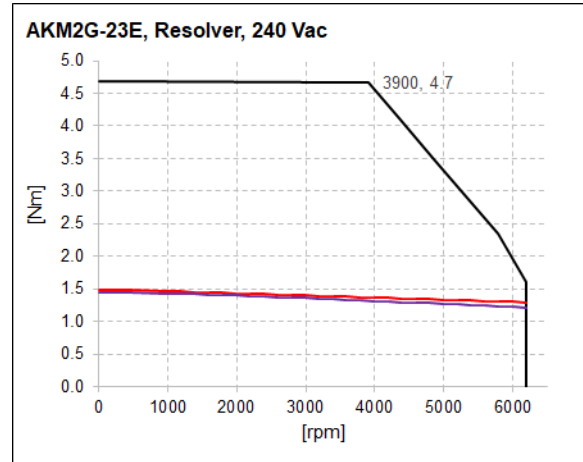
### 4.7 AKM2G-23E [Resolver Feedback]

Part Number: AKM2G-23ExxxxR-xx

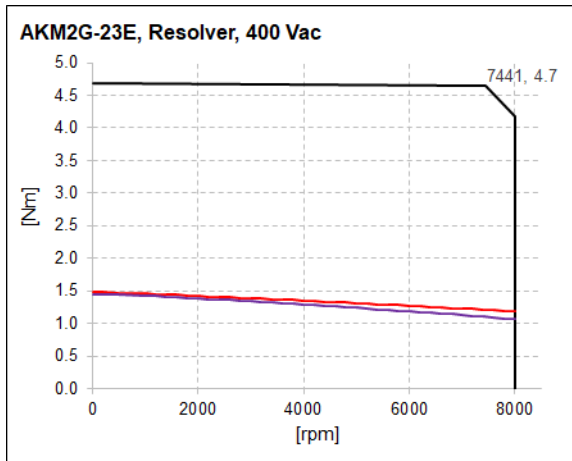
[a] Vbus: 120 VAC



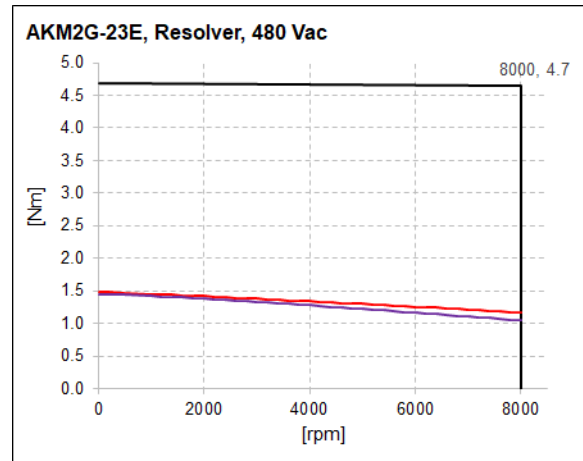
[b] Vbus: 240 VAC






[c] Vbus: 400 VAC



[d] Vbus: 480 VAC



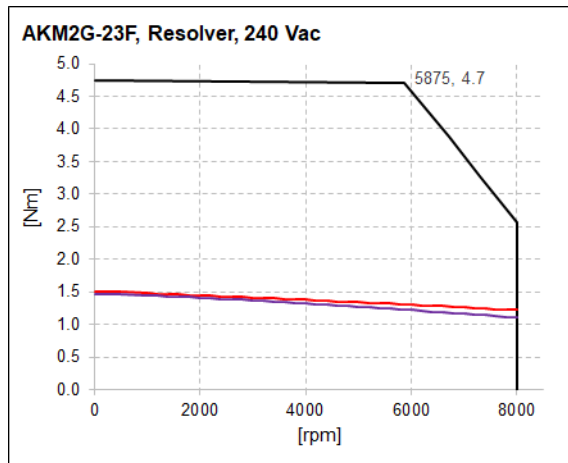
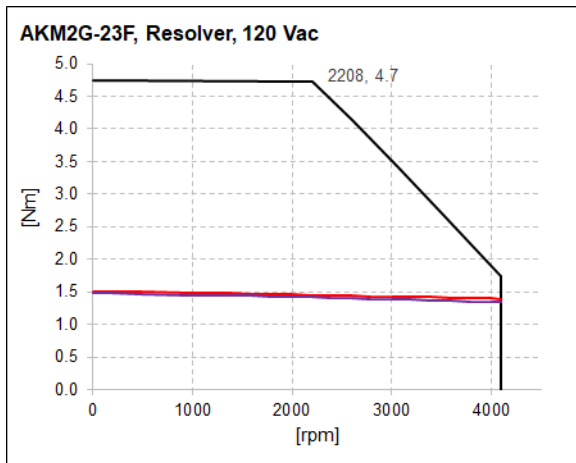
	Peak Torque [Tp]
	Continuous duty S1 [Tc], no brake, no shaft seal
	Continuous duty S1 [Tc], add brake, add shaft seal

### 4.8 AKM2G-23F [Resolver Feedback]

Part Number: AKM2G-23FxxxxR-xx

[a] Vbus: 120 VAC

[b] Vbus: 240 VAC

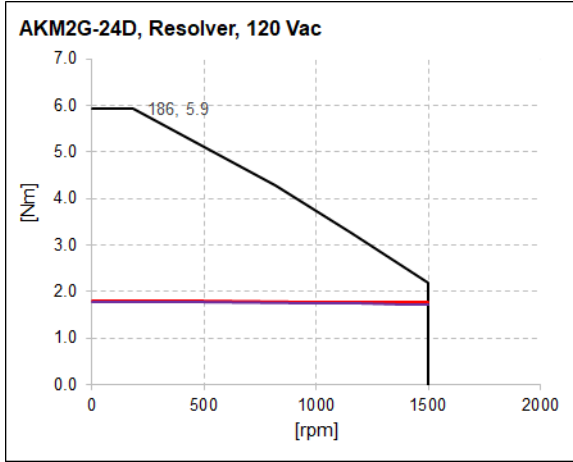


	Peak Torque [Tp]
	Continuous duty S1 [Tc], no brake, no shaft seal
	Continuous duty S1 [Tc], add brake, add shaft seal

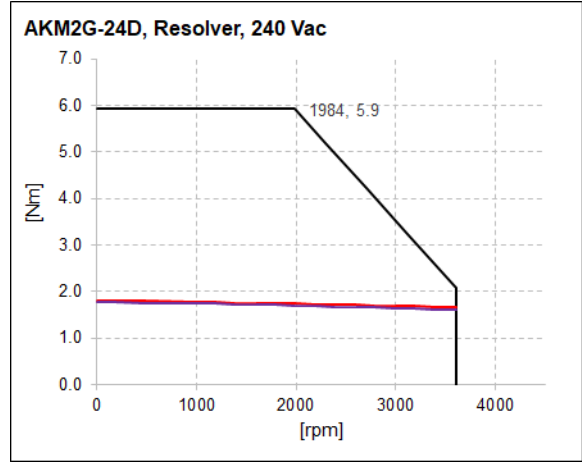
### 4.9 AKM2G-24D [Resolver Feedback]

Part Number: AKM2G-24DxxxxR-xx

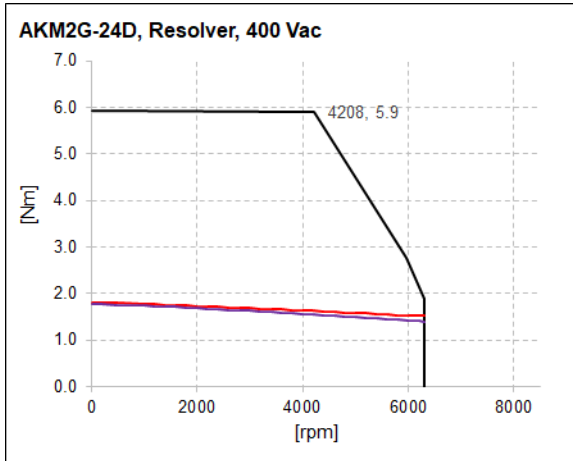
[a] Vbus: 120 VAC



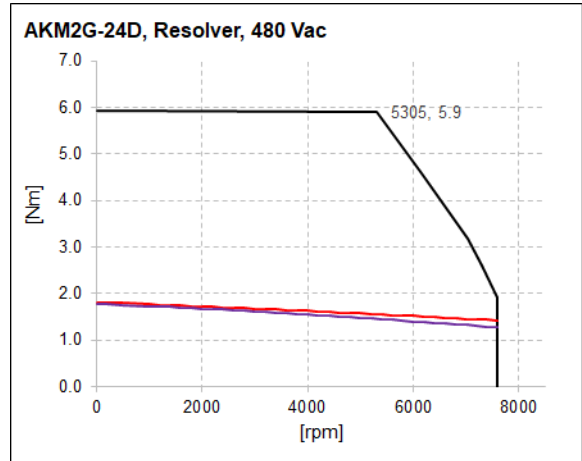
[b] Vbus: 240 VAC






[c] Vbus: 400 VAC



[d] Vbus: 480 VAC

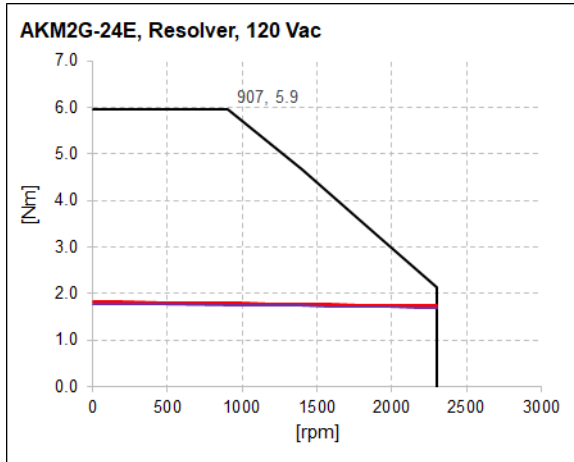


	Peak Torque [Tp]
	Continuous duty S1 [Tc], no brake, no shaft seal
	Continuous duty S1 [Tc], add brake, add shaft seal

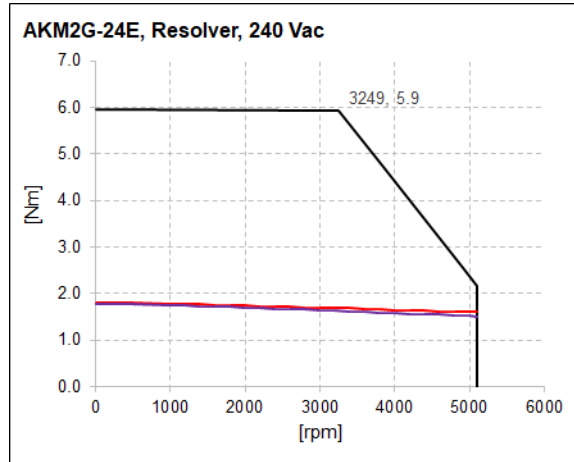
### 4.10 AKM2G-24E [Resolver Feedback]

Part Number: AKM2G-24ExxxxR-xx

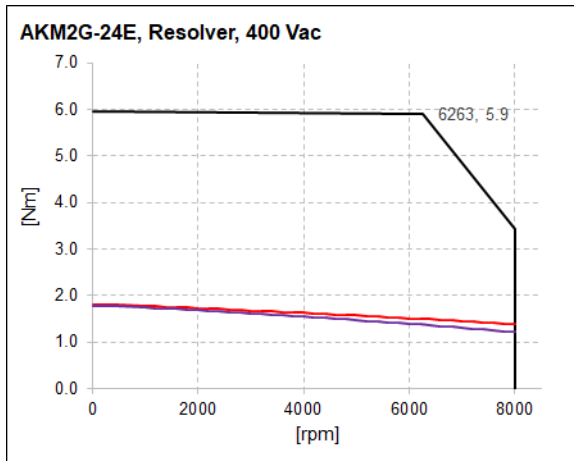
[a] Vbus: 120 VAC



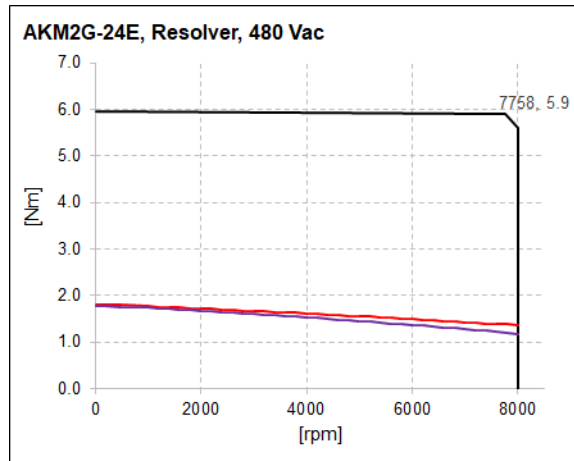
[b] Vbus: 240 VAC



[c] Vbus: 400 VAC



[d] Vbus: 480 VAC

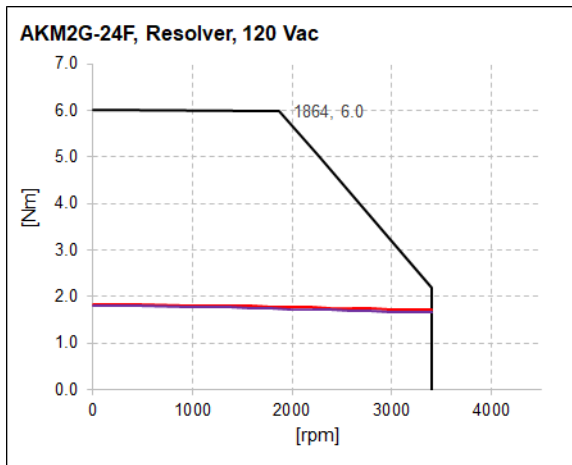


	Peak Torque [Tp]
	Continuous duty S1 [Tc], no brake, no shaft seal
	Continuous duty S1 [Tc], add brake, add shaft seal

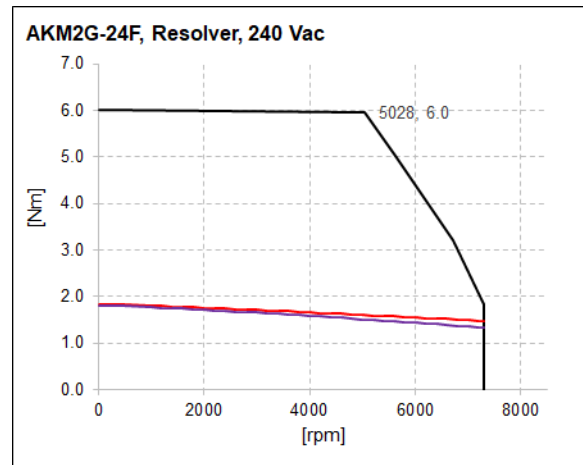
### 4.11 AKM2G-24F [Resolver Feedback]

Part Number: AKM2G-24FxxxxR-xx

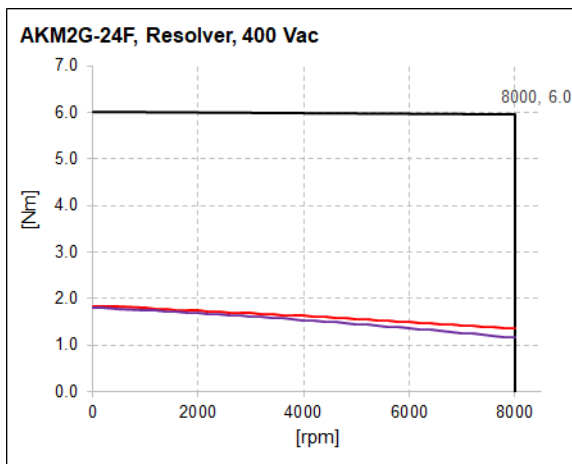
[a] Vbus: 120 VAC



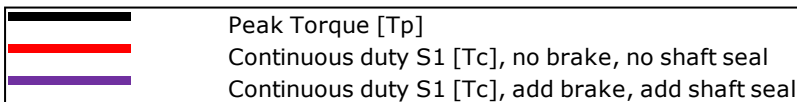
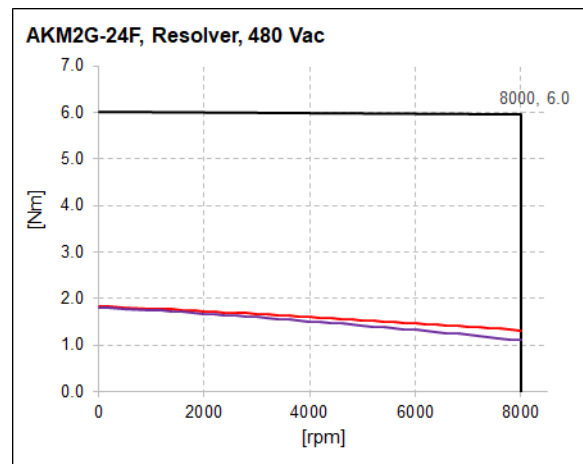
[b] Vbus: 240 VAC



[c] Vbus: 400 VAC



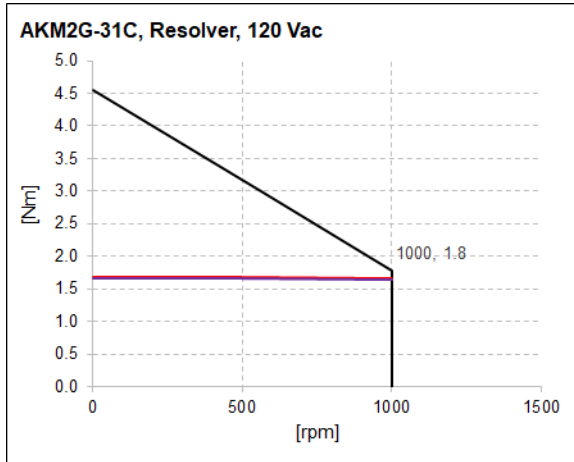
[d] Vbus: 480 VAC



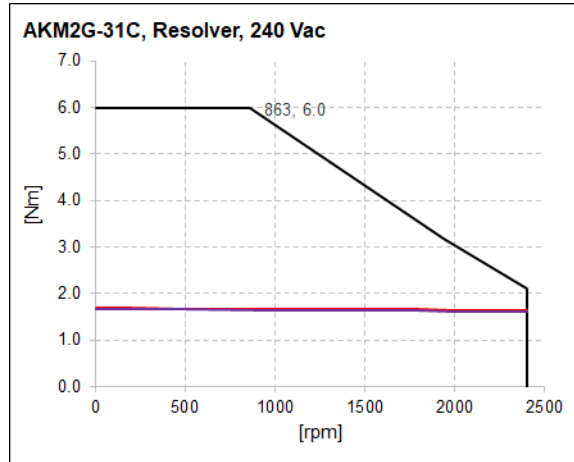
### 4.12 AKM2G-31C [Resolver Feedback]

Part Number: AKM2G-31CxxxxR-xx

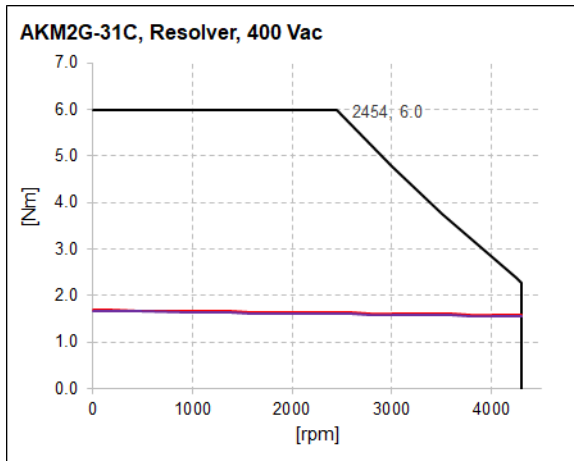
[a] Vbus: 120 VAC



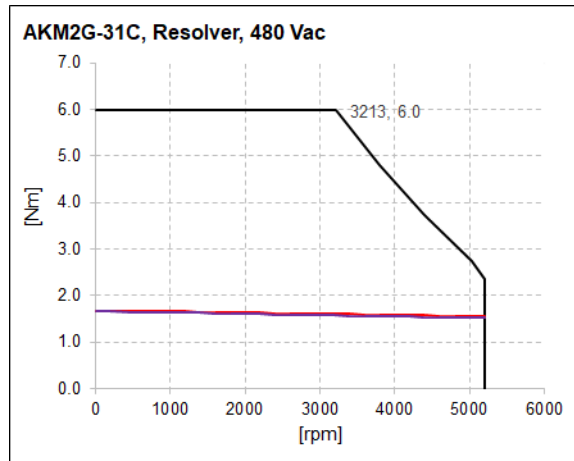
[b] Vbus: 240 VAC



[c] Vbus: 400 VAC



[d] Vbus: 480 VAC

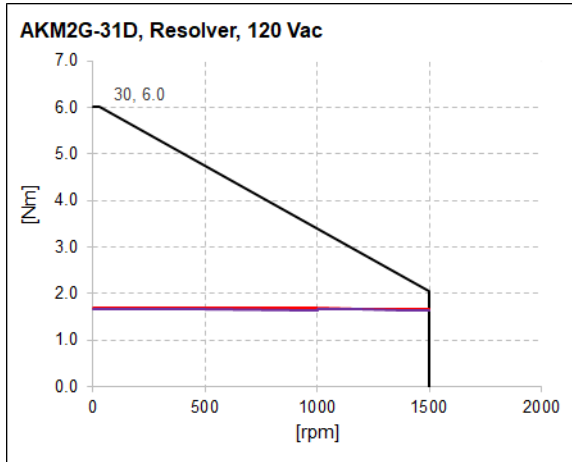


	Peak Torque [Tp]
	Continuous duty S1 [Tc], no brake, no shaft seal
	Continuous duty S1 [Tc], add brake, add shaft seal

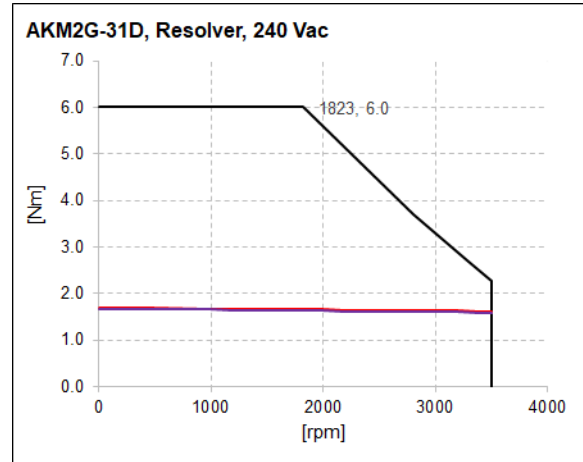
### 4.13 AKM2G-31D [Resolver Feedback]

Part Number: AKM2G-31DxxxxR-xx

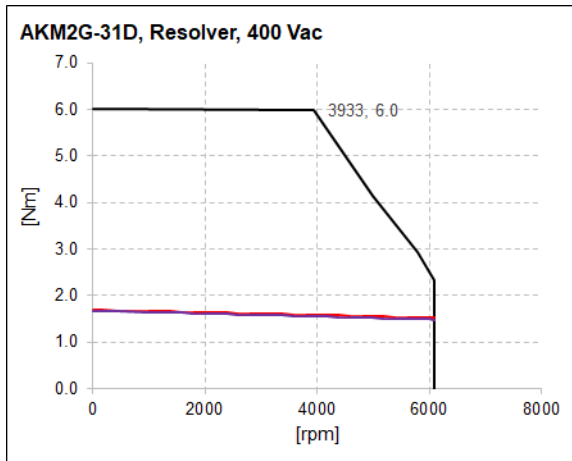
[a] Vbus: 120 VAC



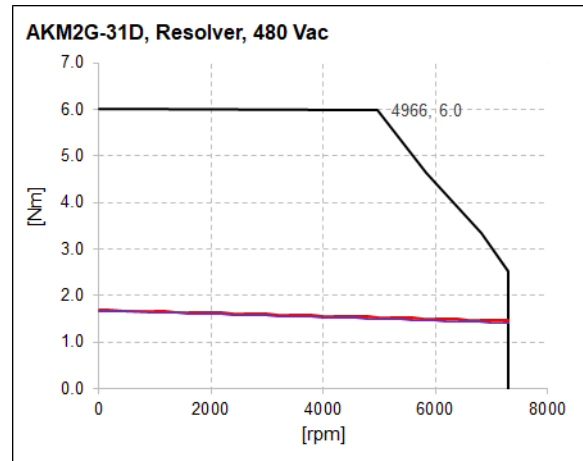
[b] Vbus: 240 VAC



[c] Vbus: 400 VAC



[d] Vbus: 480 VAC

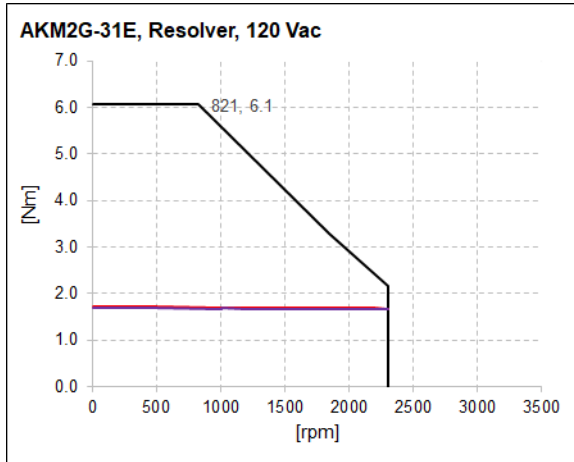


	Peak Torque [Tp]
	Continuous duty S1 [Tc], no brake, no shaft seal
	Continuous duty S1 [Tc], add brake, add shaft seal

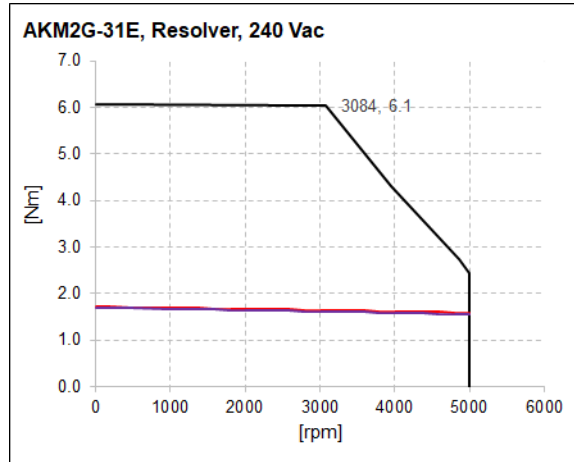
### 4.14 AKM2G-31E [Resolver Feedback]

Part Number: AKM2G-31ExxxxR-xx

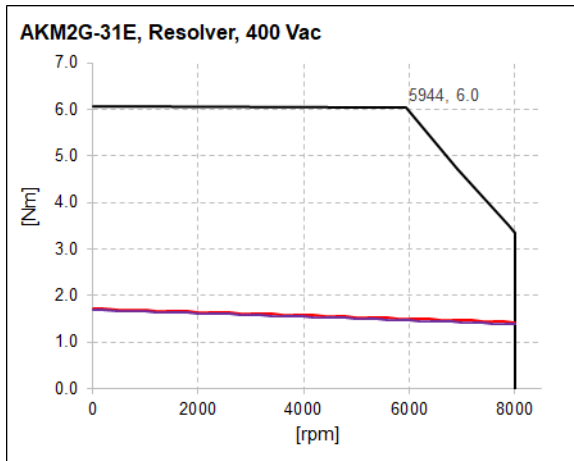
[a] Vbus: 120 VAC



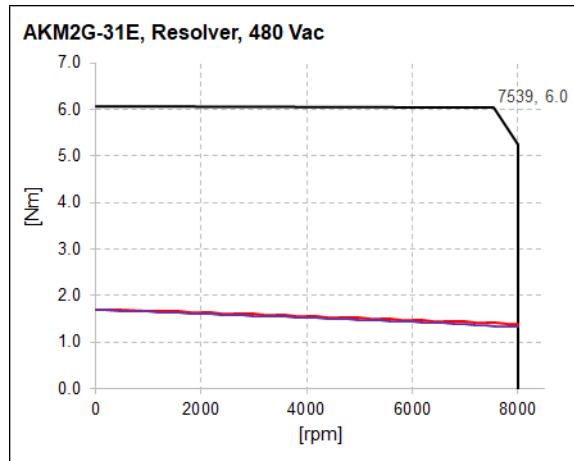
[b] Vbus: 240 VAC



[c] Vbus: 400 VAC



[d] Vbus: 480 VAC



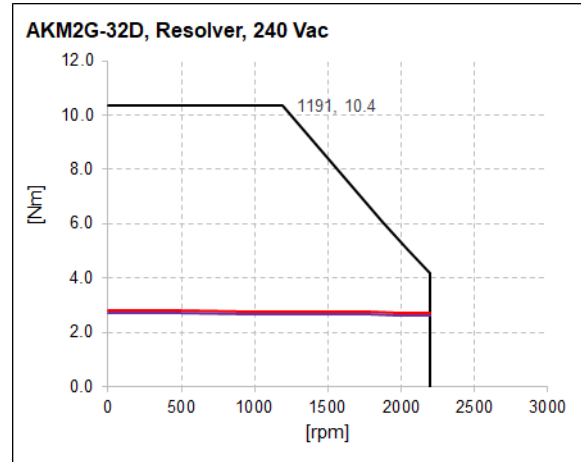
	Peak Torque [Tp]
	Continuous duty S1 [Tc], no brake, no shaft seal
	Continuous duty S1 [Tc], add brake, add shaft seal



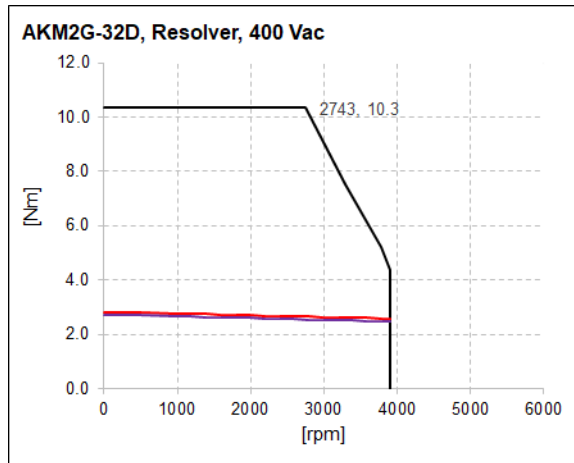
### 4.15 AKM2G-32D [Resolver Feedback]

Part Number: AKM2G-32DxxxxR-xx

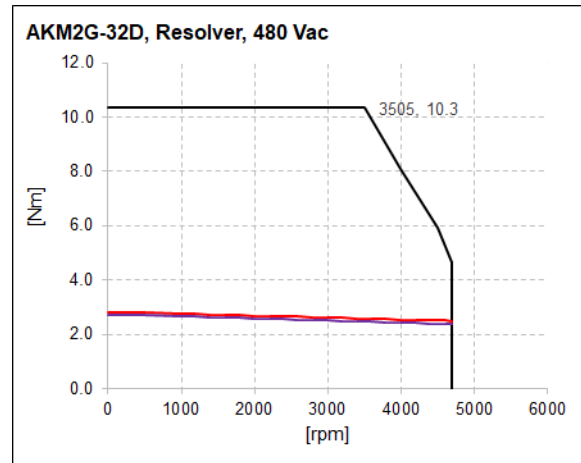
[b] Vbus: 240 VAC



[c] Vbus: 400 VAC



[d] Vbus: 480 VAC

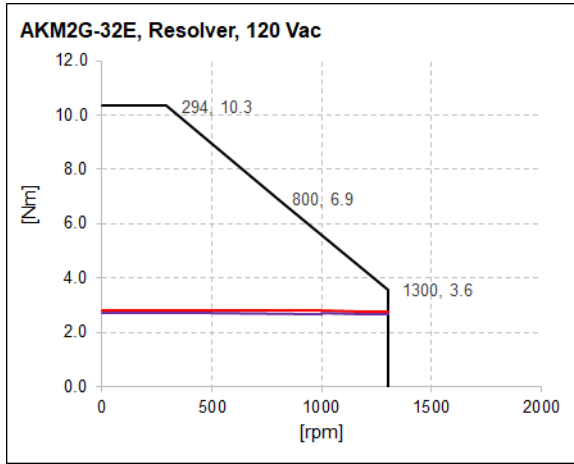


	Peak Torque [Tp]
	Continuous duty S1 [Tc], no brake, no shaft seal
	Continuous duty S1 [Tc], add brake, add shaft seal

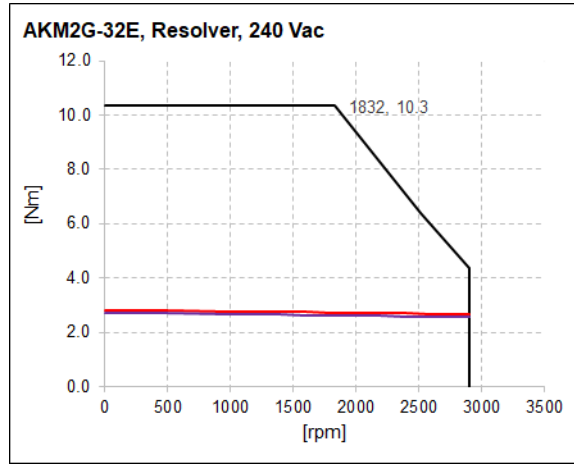
### 4.16 AKM2G-32E [Resolver Feedback]

Part Number: AKM2G-32ExxxxR-xx

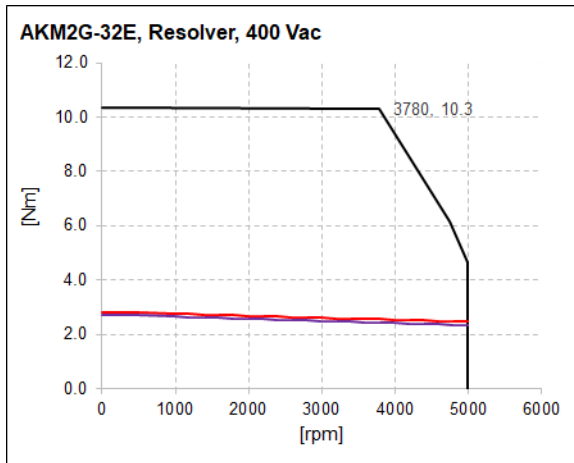
[a] Vbus: 120 VAC



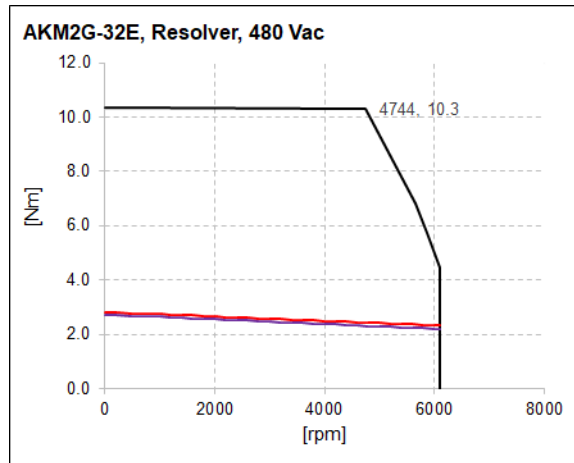
[b] Vbus: 240 VAC



[c] Vbus: 400 VAC



[d] Vbus: 480 VAC

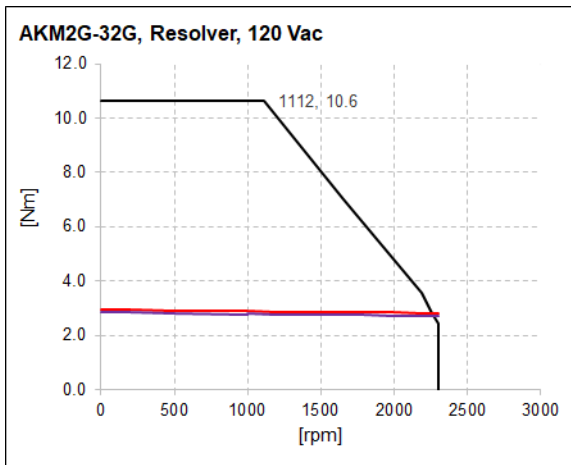


	Peak Torque [Tp]
	Continuous duty S1 [Tc], no brake, no shaft seal
	Continuous duty S1 [Tc], add brake, add shaft seal

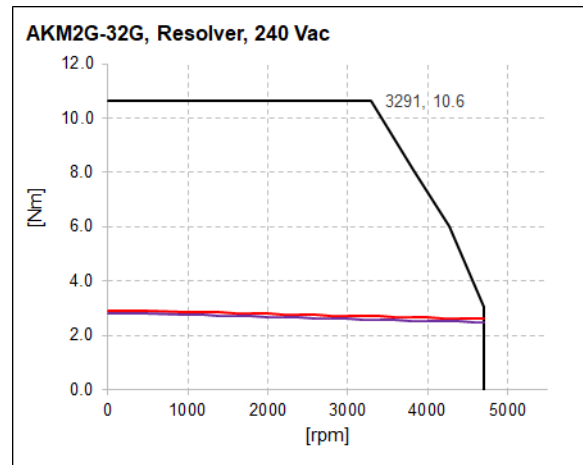
### 4.17 AKM2G-32G [Resolver Feedback]

Part Number: AKM2G-32GxxxxR-xx

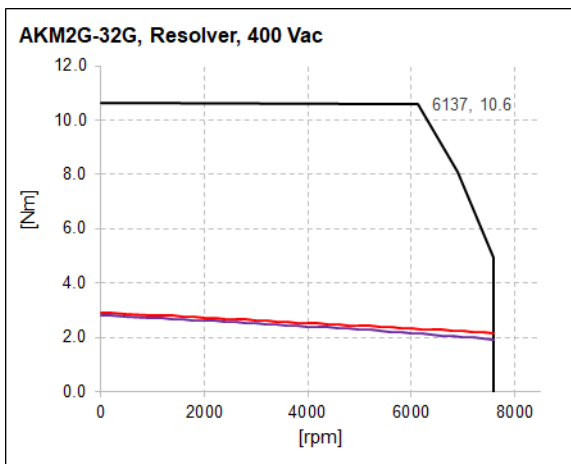
[a] Vbus: 120 VAC






[b] Vbus: 240 VAC



[c] Vbus: 400 VAC

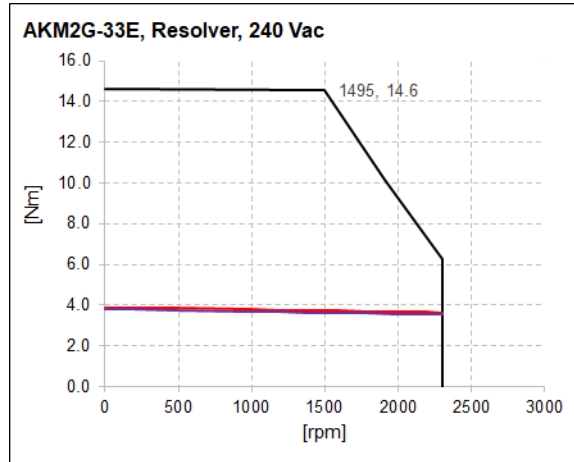


	Peak Torque [Tp]
	Continuous duty S1 [Tc], no brake, no shaft seal
	Continuous duty S1 [Tc], add brake, add shaft seal

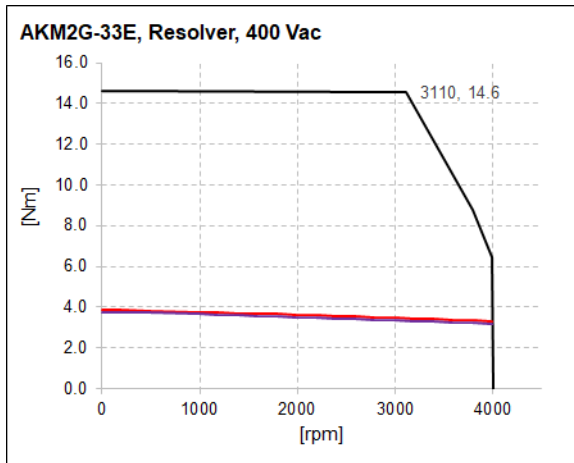
### 4.18 AKM2G-33E [Resolver Feedback]

Part Number: AKM2G-33ExxxxR-xx

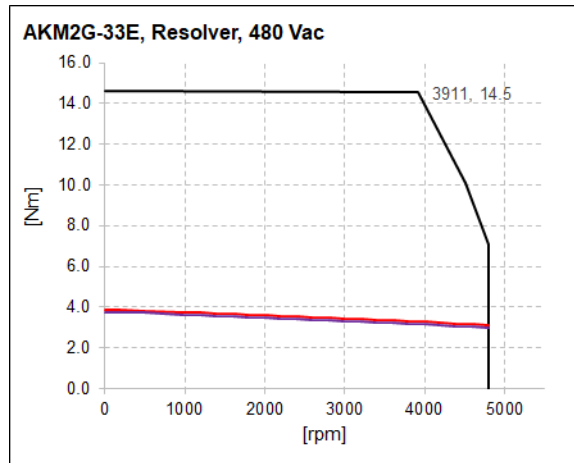
[b] Vbus: 240 VAC






[c] Vbus: 400 VAC



[d] Vbus: 480 VAC

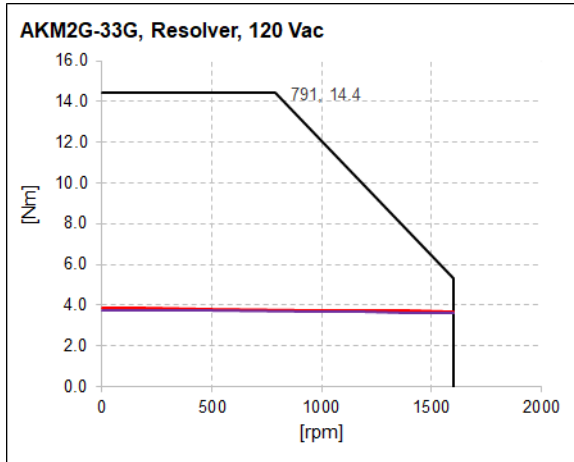


	Peak Torque [Tp]
	Continuous duty S1 [Tc], no brake, no shaft seal
	Continuous duty S1 [Tc], add brake, add shaft seal

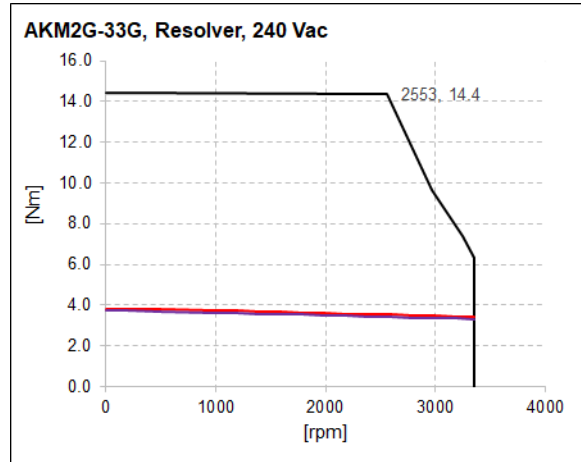
### 4.19 AKM2G-33G [Resolver Feedback]

Part Number: AKM2G-33GxxxxR-xx

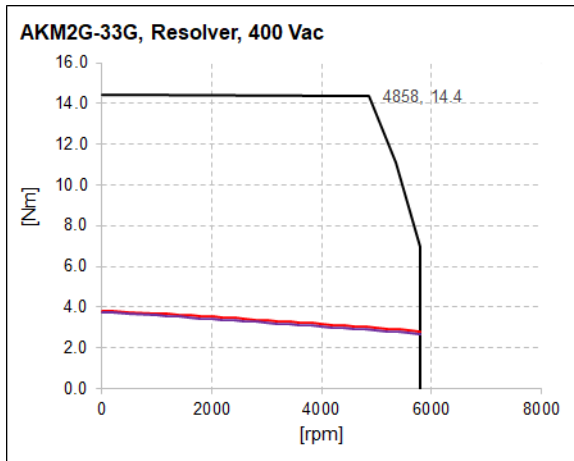
[a] Vbus: 120 VAC



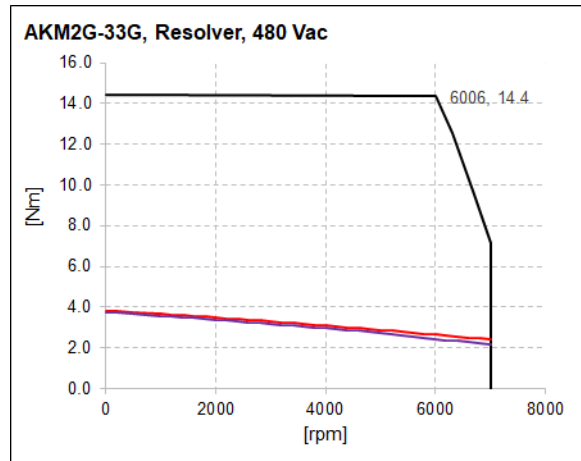
[b] Vbus: 240 VAC



[c] Vbus: 400 VAC



[d] Vbus: 480 VAC

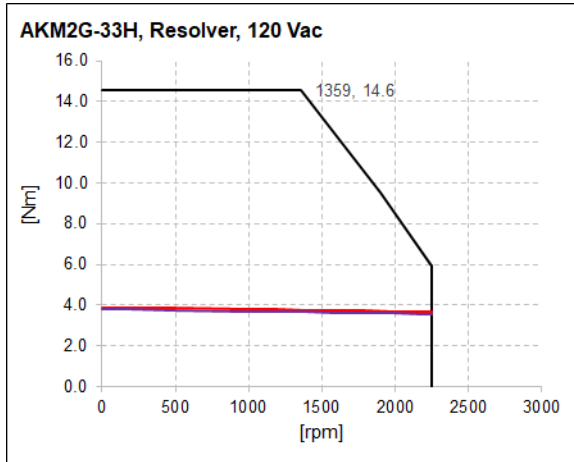


	Peak Torque [Tp]
	Continuous duty S1 [Tc], no brake, no shaft seal
	Continuous duty S1 [Tc], add brake, add shaft seal

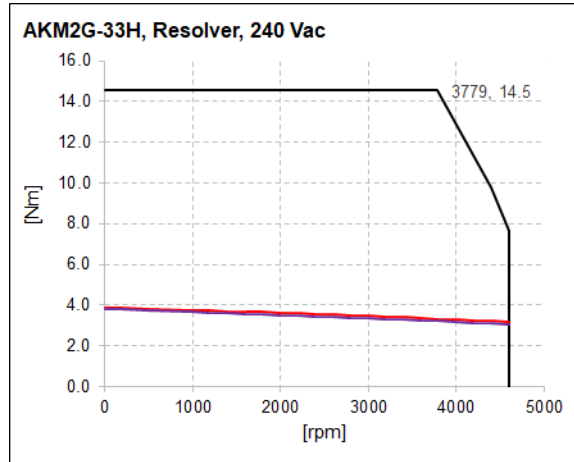
### 4.20 AKM2G-33H [Resolver Feedback]

Part Number: AKM2G-33HxxxxR-xx

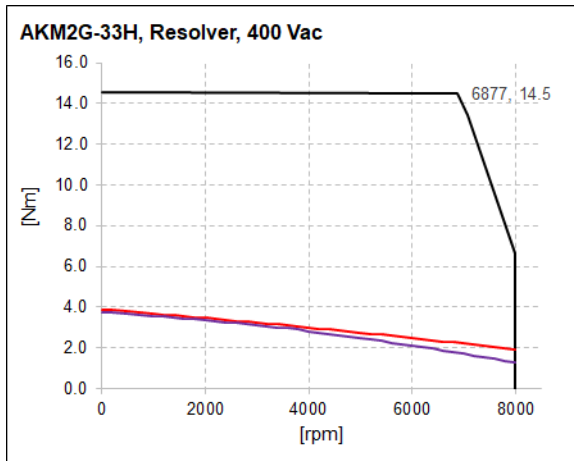
[a] Vbus: 120 VAC



[b] Vbus: 240 VAC



[c] Vbus: 400 VAC

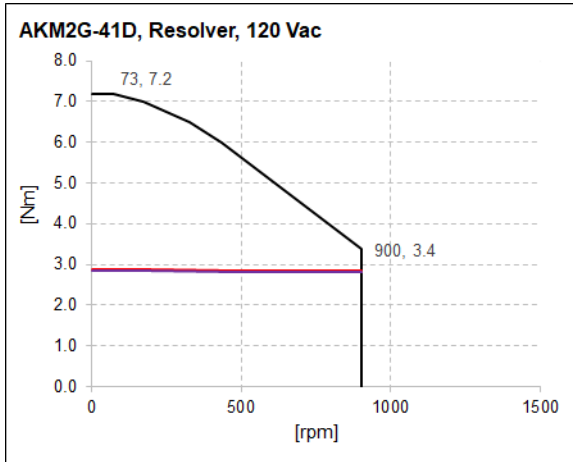


	Peak Torque [Tp]
	Continuous duty S1 [Tc], no brake, no shaft seal
	Continuous duty S1 [Tc], add brake, add shaft seal

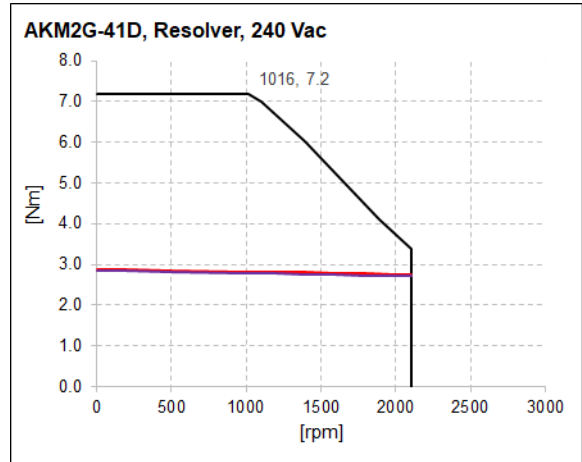
### 4.21 AKM2G-41D [Resolver Feedback]

Part Number: AKM2G-41DxxxxR-xx

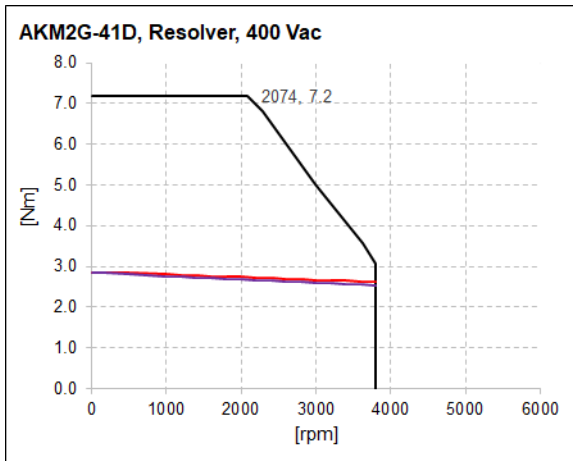
[a] Vbus: 120 VAC



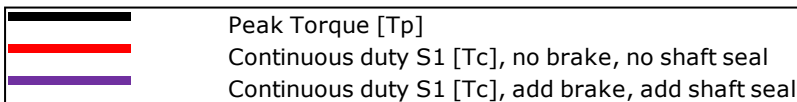
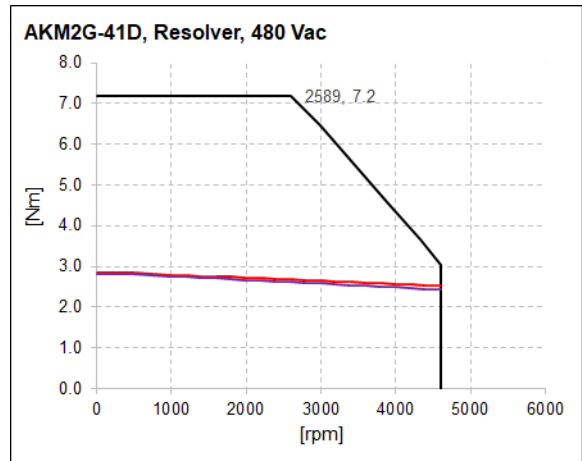
[b] Vbus: 240 VAC



[c] Vbus: 400 VAC



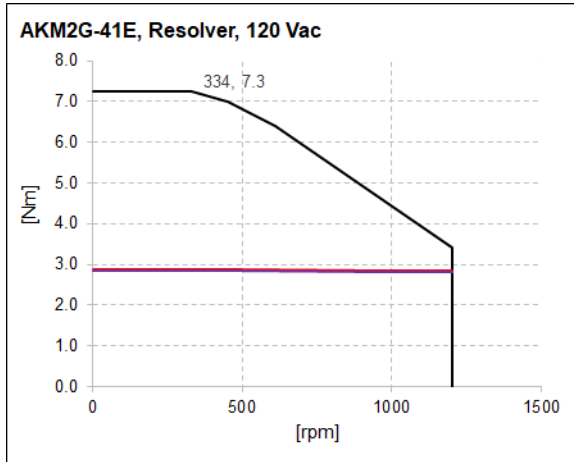
[d] Vbus: 480 VAC



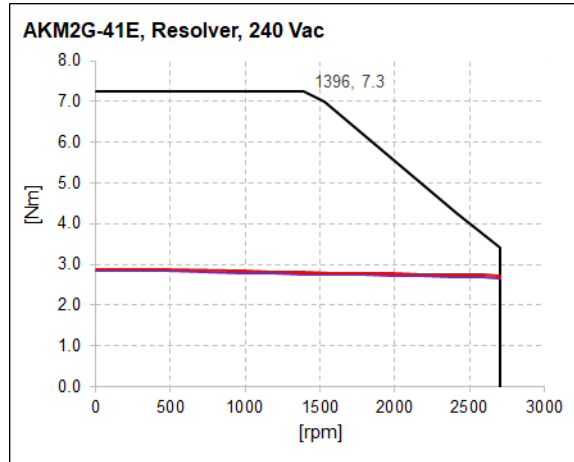
### 4.22 AKM2G-41E [Resolver Feedback]

Part Number: AKM2G-41ExxxxR-xx

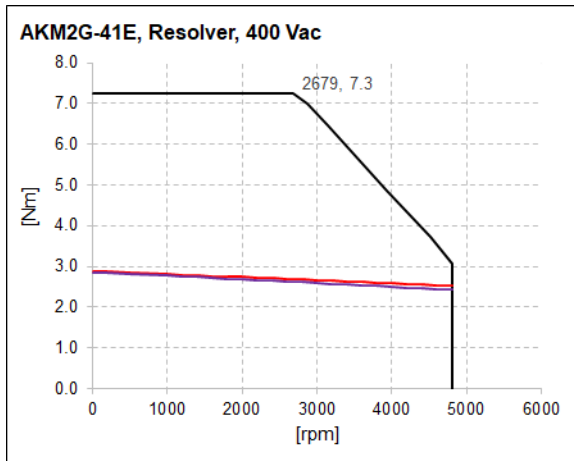
[a] Vbus: 120 VAC



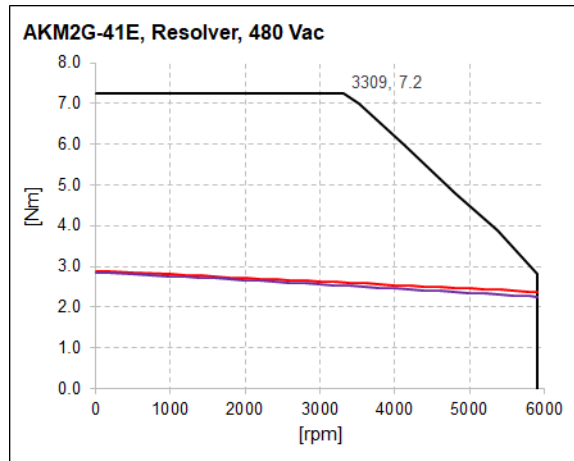
[b] Vbus: 240 VAC






[c] Vbus: 400 VAC



[d] Vbus: 480 VAC



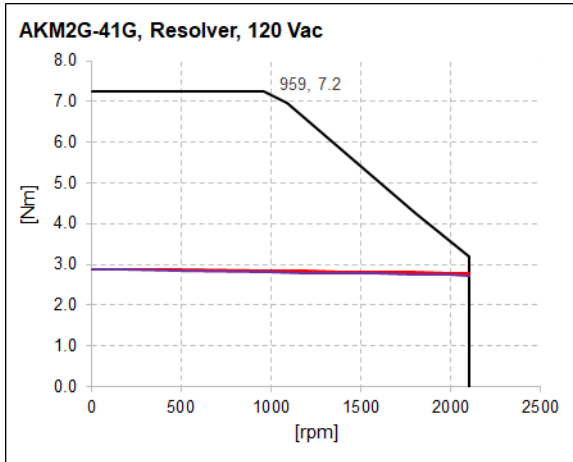
	Peak Torque [Tp]
	Continuous duty S1 [Tc], no brake, no shaft seal
	Continuous duty S1 [Tc], add brake, add shaft seal



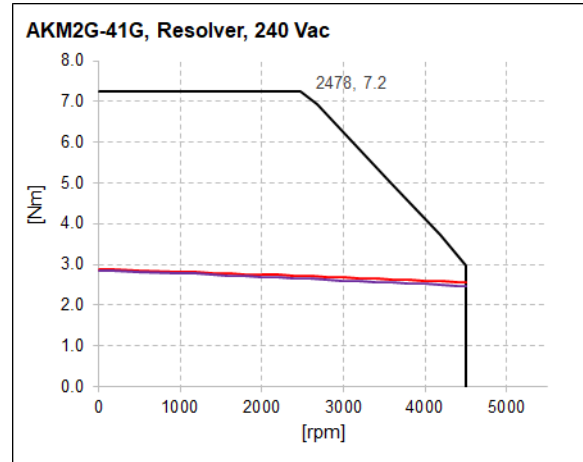
### 4.23 AKM2G-41G [Resolver Feedback]

Part Number: AKM2G-41GxxxxR-xx

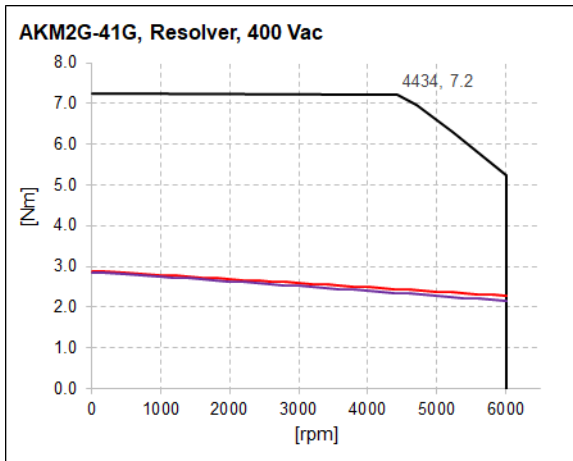
[a] Vbus: 120 VAC



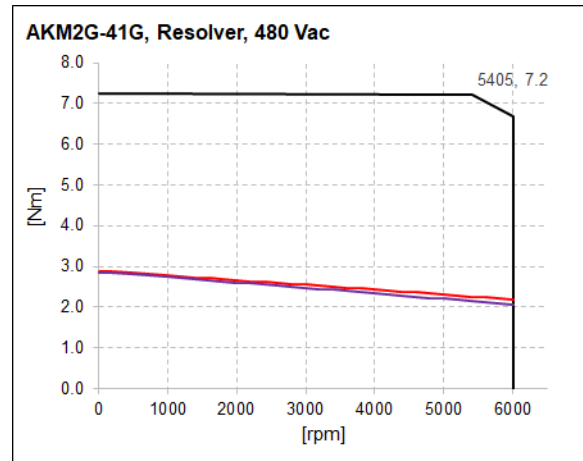
[b] Vbus: 240 VAC






[a] Vbus: 400 VAC



[b] Vbus: 480 VAC

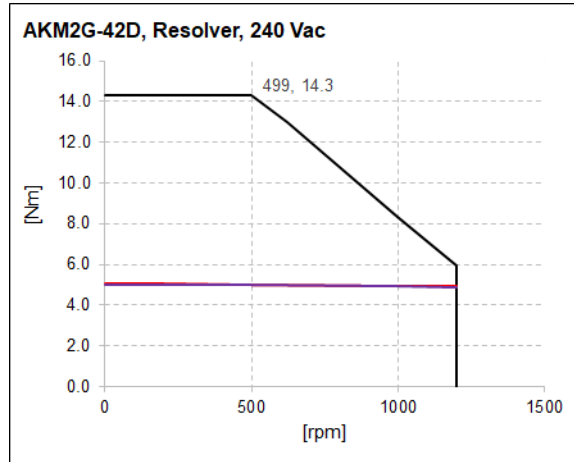


	Peak Torque [Tp]
	Continuous duty S1 [Tc], no brake, no shaft seal
	Continuous duty S1 [Tc], add brake, add shaft seal

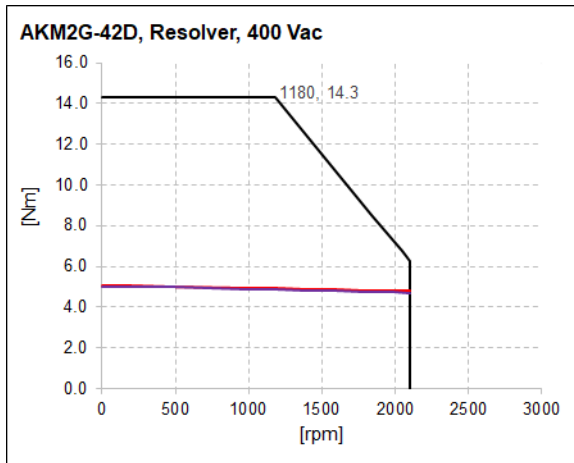
### 4.24 AKM2G-42D [Resolver Feedback]

Part Number: AKM2G-42DxxxxR-xx

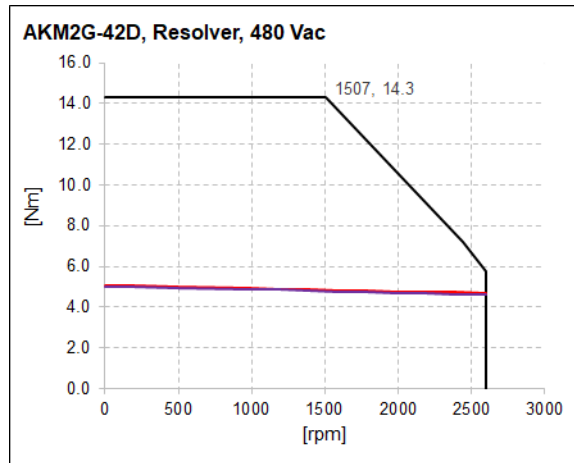
[b] Vbus: 240 VAC



[c] Vbus: 400 VAC



[d] Vbus: 480 VAC

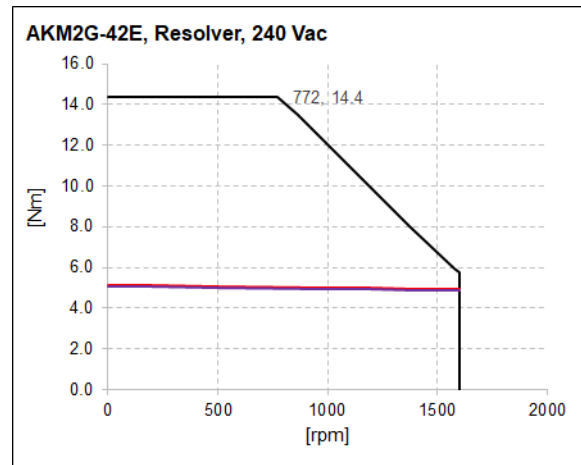


	Peak Torque [Tp]
	Continuous duty S1 [Tc], no brake, no shaft seal
	Continuous duty S1 [Tc], add brake, add shaft seal

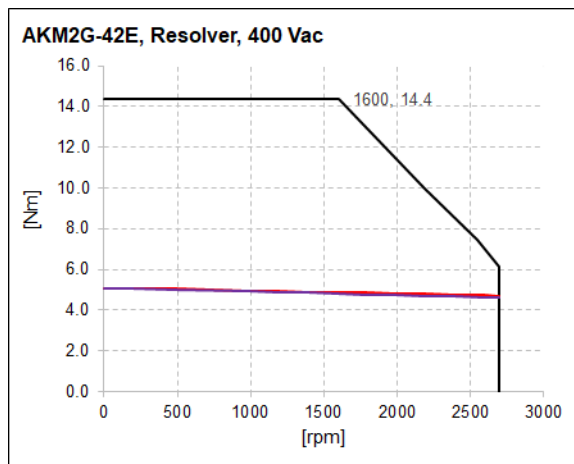
### 4.25 AKM2G-42E [Resolver Feedback]

Part Number: AKM2G-42ExxxxR-xx

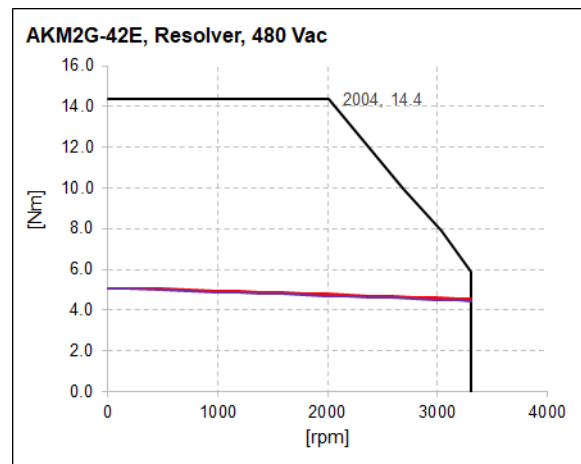
[b] Vbus: 240 VAC



[c] Vbus: 400 VAC



[d] Vbus: 480 VAC

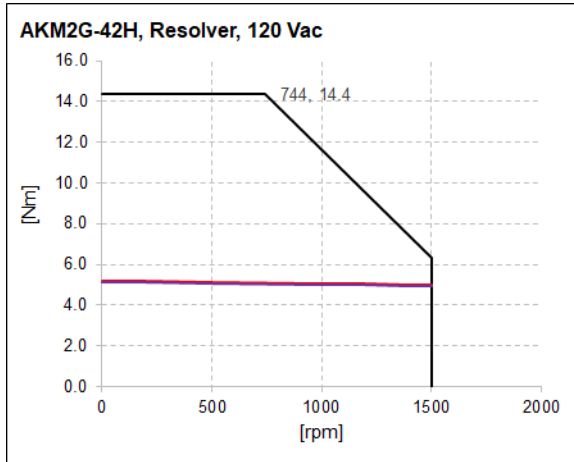


	Peak Torque [Tp]
	Continuous duty S1 [Tc], no brake, no shaft seal
	Continuous duty S1 [Tc], add brake, add shaft seal

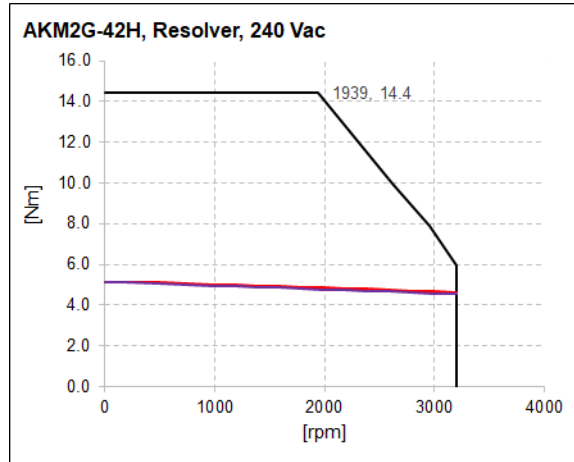
### 4.26 AKM2G-42H [Resolver Feedback]

Part Number: AKM2G-42HxxxxR-xx

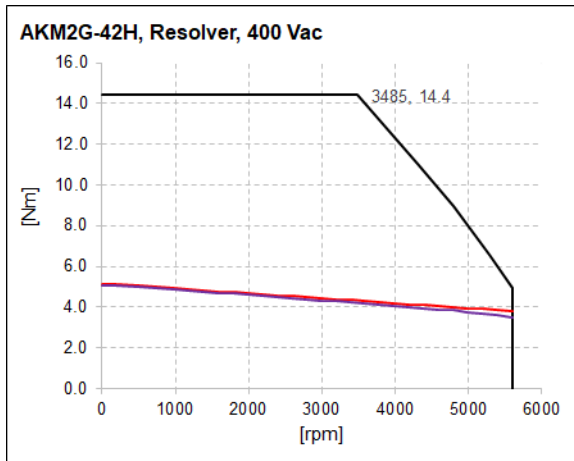
[a] Vbus: 120 VAC



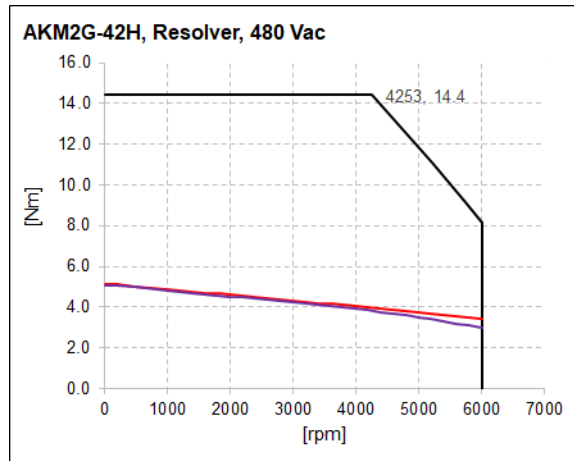
[b] Vbus: 240 VAC






[c] Vbus: 400 VAC



[d] Vbus: 480 VAC

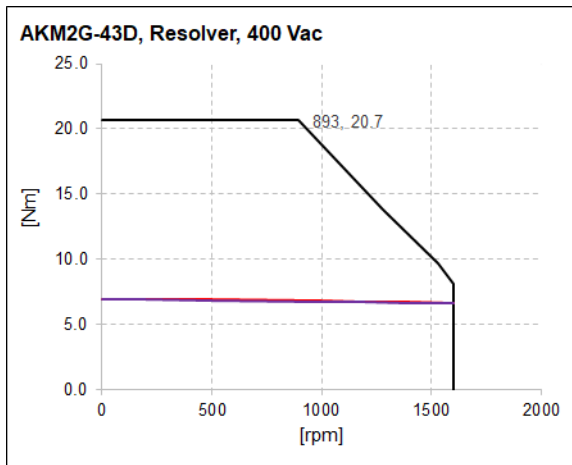


	Peak Torque [Tp]
	Continuous duty S1 [Tc], no brake, no shaft seal
	Continuous duty S1 [Tc], add brake, add shaft seal

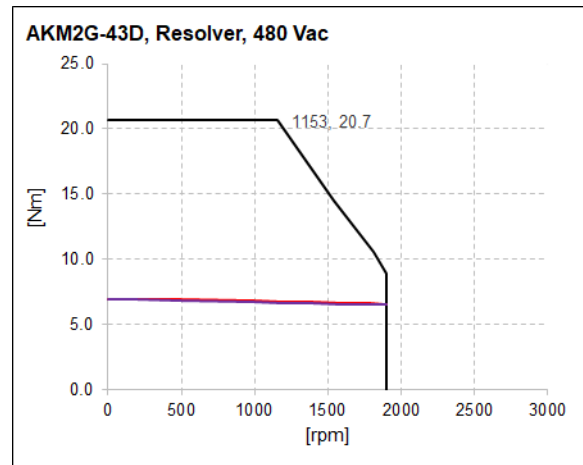
### 4.27 AKM2G-43D [Resolver Feedback]

Part Number: AKM2G-43DxxxxR-xx

[c] Vbus: 400 VAC



[d] Vbus: 480 VAC

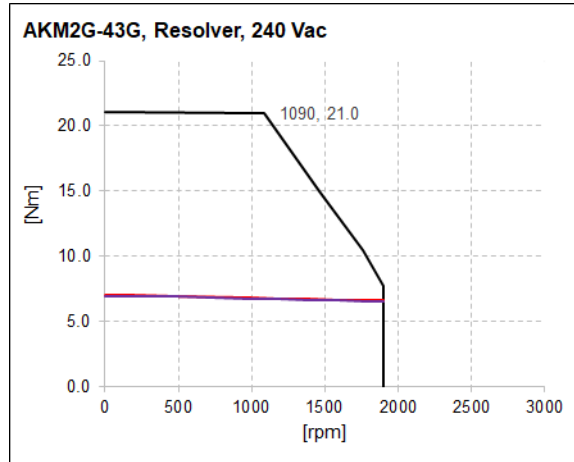


	Peak Torque [Tp]
	Continuous duty S1 [Tc], no brake, no shaft seal
	Continuous duty S1 [Tc], add brake, add shaft seal

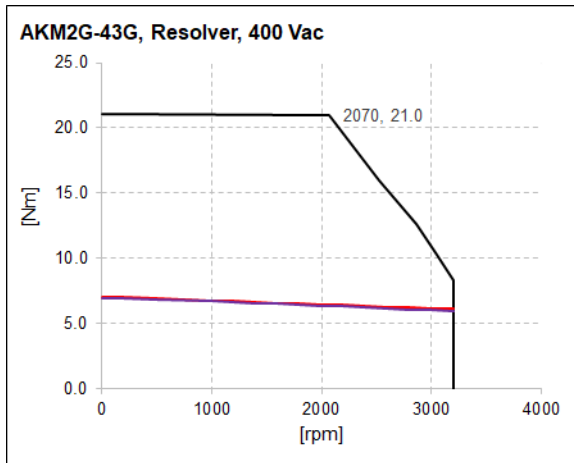
### 4.28 AKM2G-43G [Resolver Feedback]

Part Number: AKM2G-43GxxxxR-xx

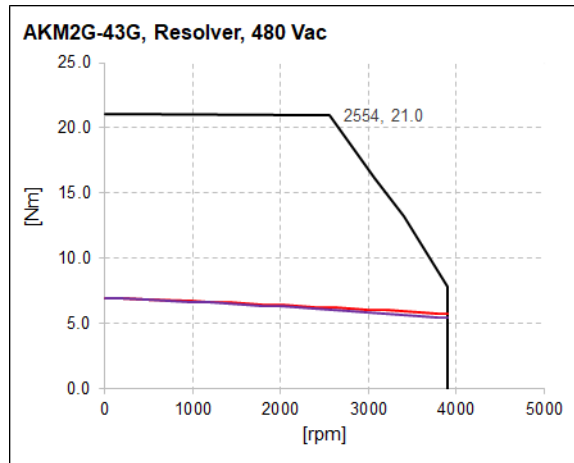
[b] Vbus: 240 VAC



[c] Vbus: 400 VAC



[d] Vbus: 480 VAC

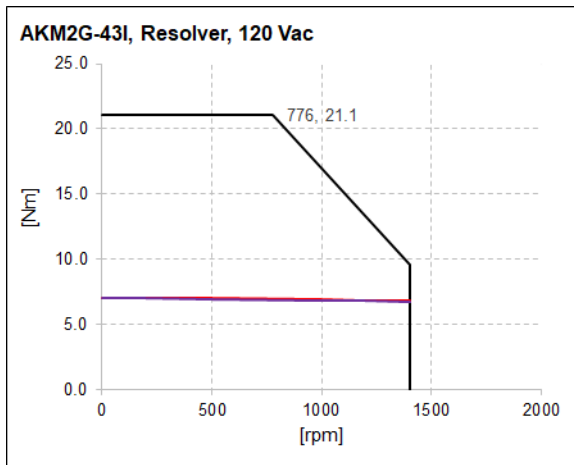


	Peak Torque [Tp]
	Continuous duty S1 [Tc], no brake, no shaft seal
	Continuous duty S1 [Tc], add brake, add shaft seal

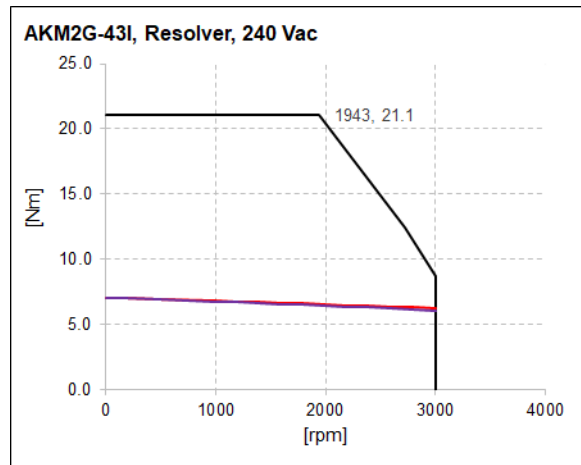
### 4.29 AKM2G-43I [Resolver Feedback]

Part Number: AKM2G-43IxxxxR-xx

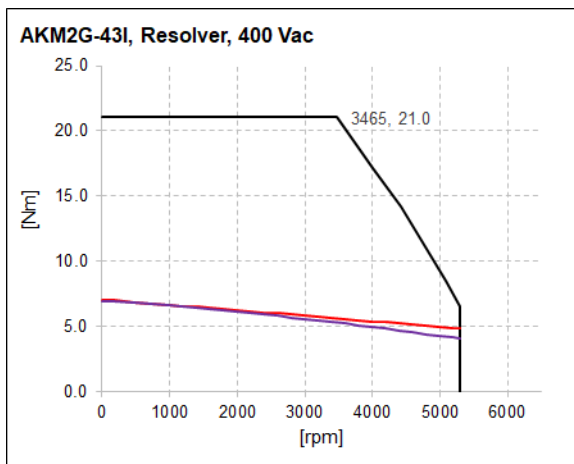
[a] Vbus: 120 VAC



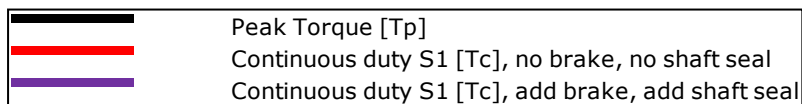
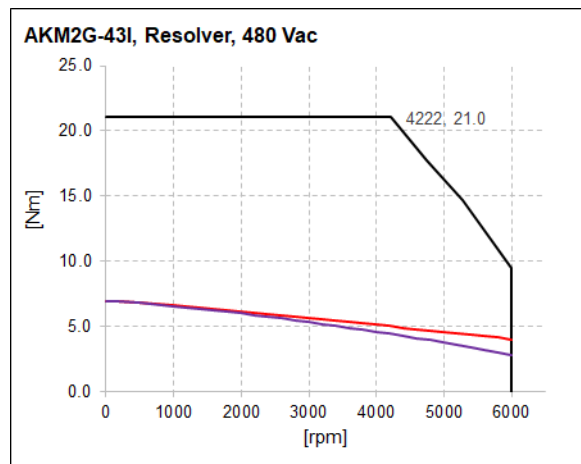
[b] Vbus: 240 VAC



[c] Vbus: 400 VAC



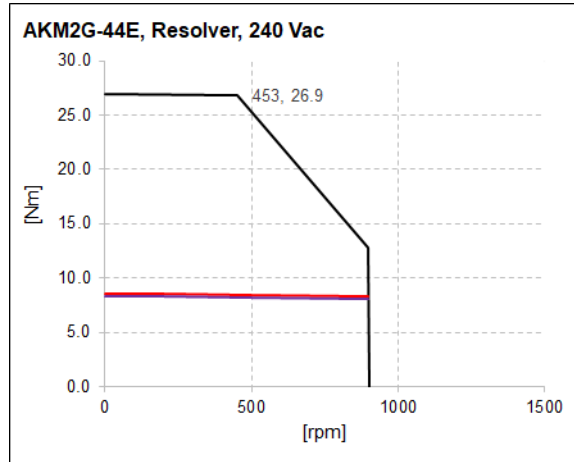
[d] Vbus: 480 VAC



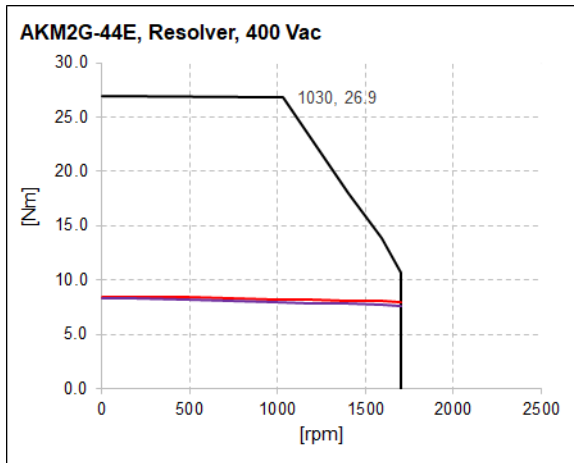
### 4.30 AKM2G-44E [Resolver Feedback]

Part Number: AKM2G-44ExxxxR-xx

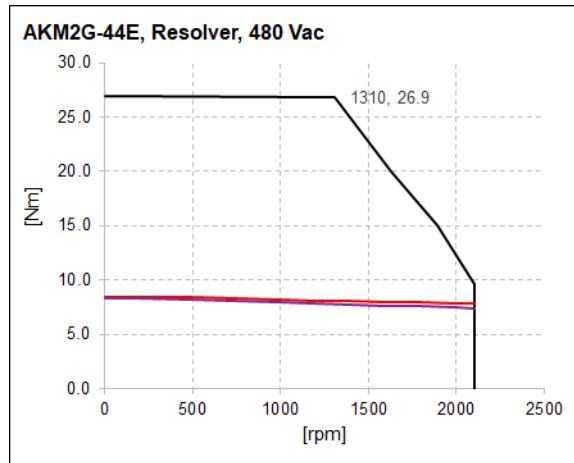
[b] Vbus: 240 VAC






[c] Vbus: 400 VAC



[d] Vbus: 480 VAC



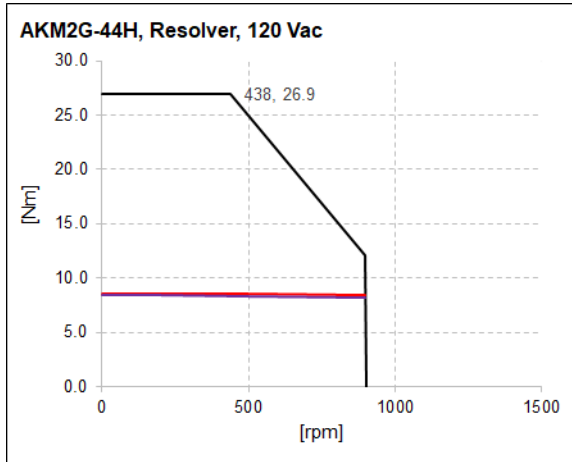
	Peak Torque [Tp]
	Continuous duty S1 [Tc], no brake, no shaft seal
	Continuous duty S1 [Tc], add brake, add shaft seal



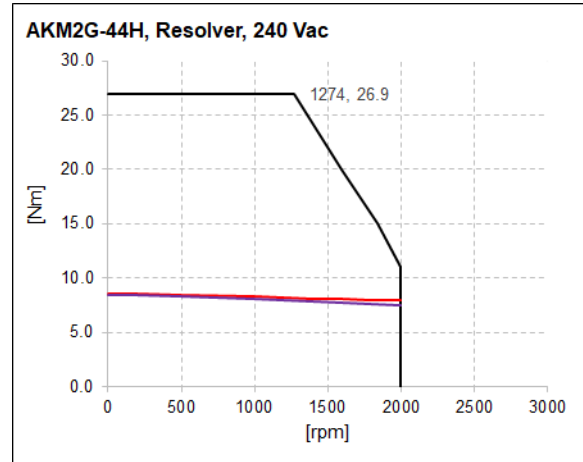
### 4.31 AKM2G-44H [Resolver Feedback]

Part Number: AKM2G-44HxxxxR-xx

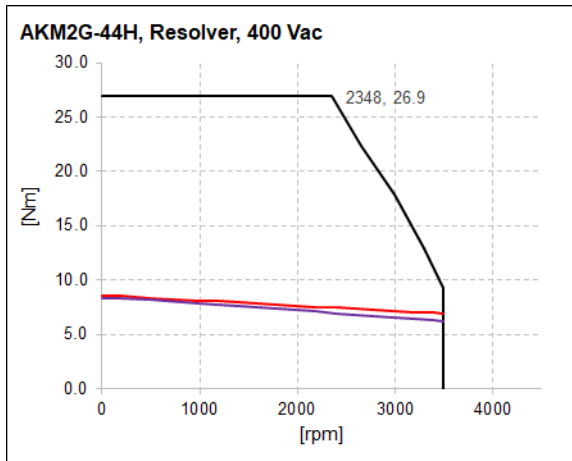
[a] Vbus: 120 VAC



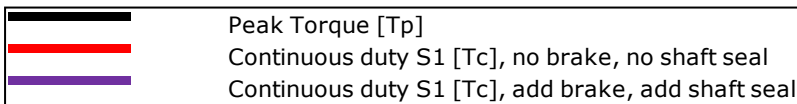
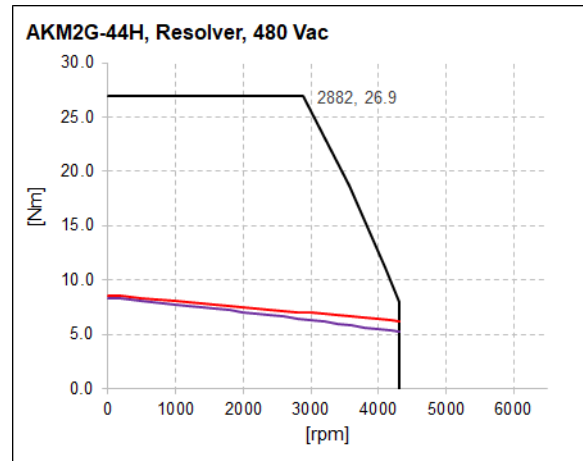
[b] Vbus: 240 VAC



[c] Vbus: 400 VAC



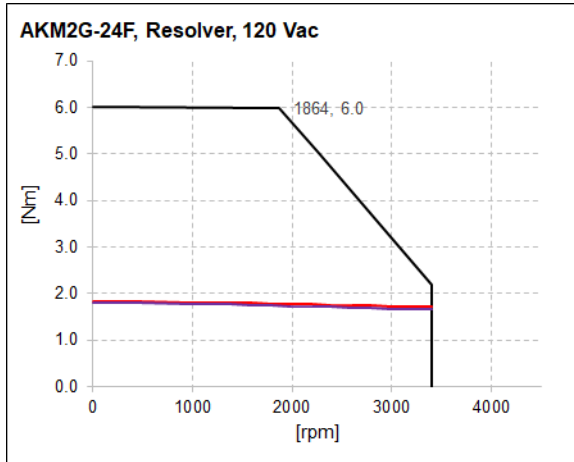
[d] Vbus: 480 VAC



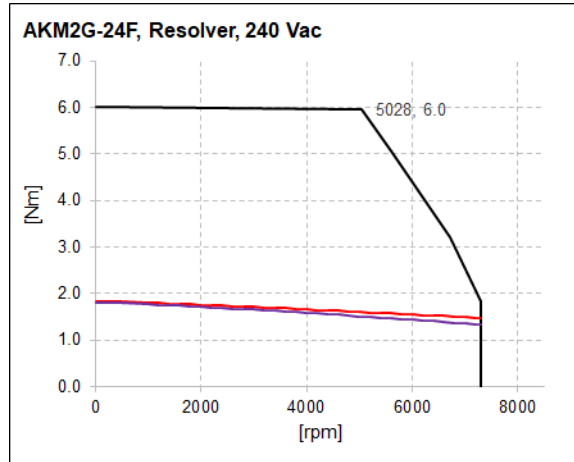
### 4.32 AKM2G-44J [Resolver Feedback]

Part Number: AKM2G-44JxxxxR-xx

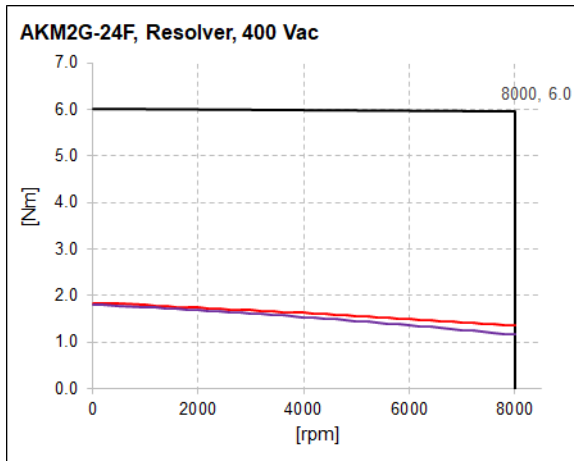
[a] Vbus: 120 VAC



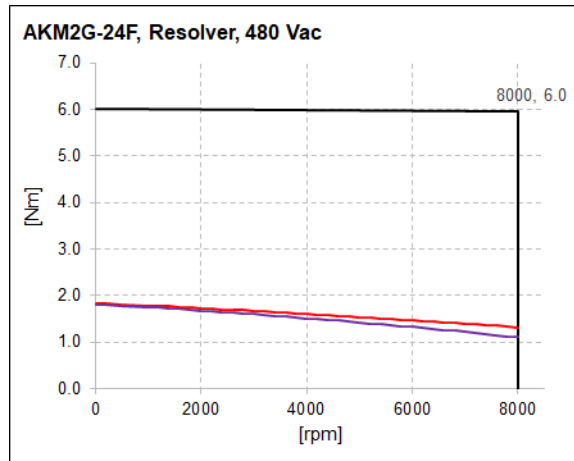
[b] Vbus: 240 VAC



[c] Vbus: 400 VAC



[d] Vbus: 480 VAC

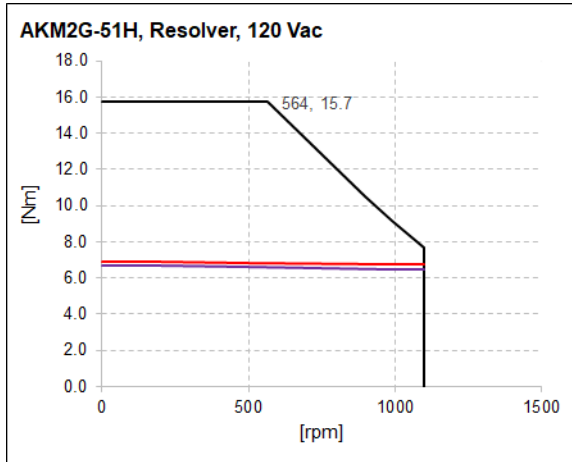


	Peak Torque [Tp]
	Continuous duty S1 [Tc], no brake, no shaft seal
	Continuous duty S1 [Tc], add brake, add shaft seal

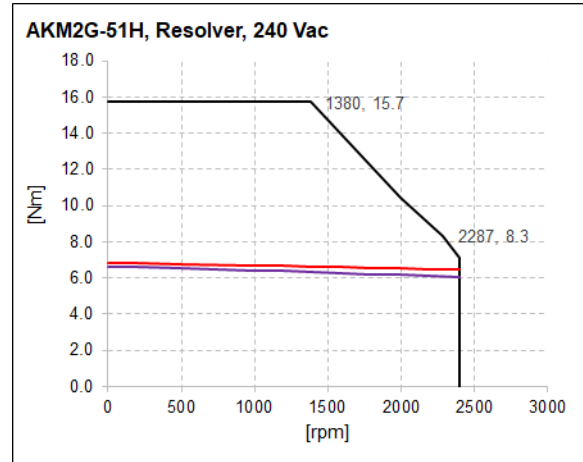
### 4.33 AKM2G-51H [Resolver Feedback]

Part Number: AKM2G-51HxxxxR-xx

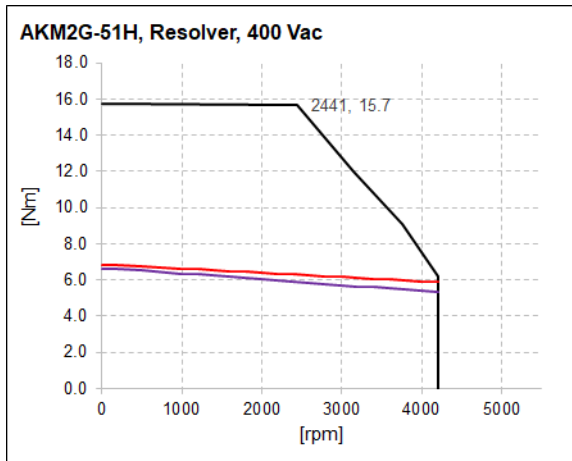
[a] Vbus: 120 VAC



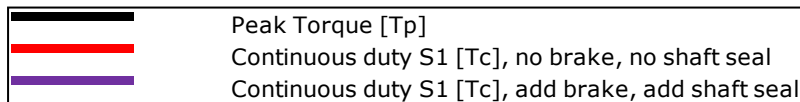
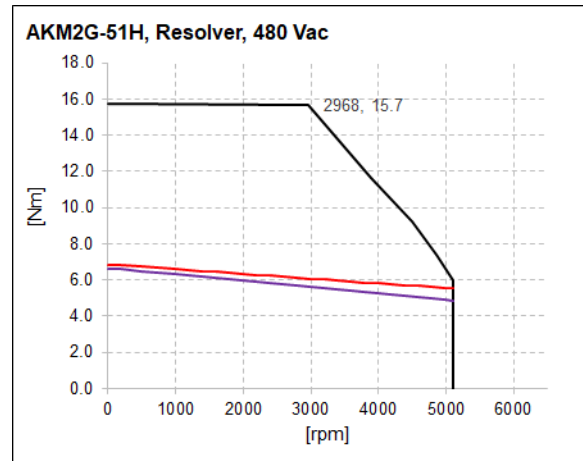
[b] Vbus: 240 VAC



[c] Vbus: 400 VAC



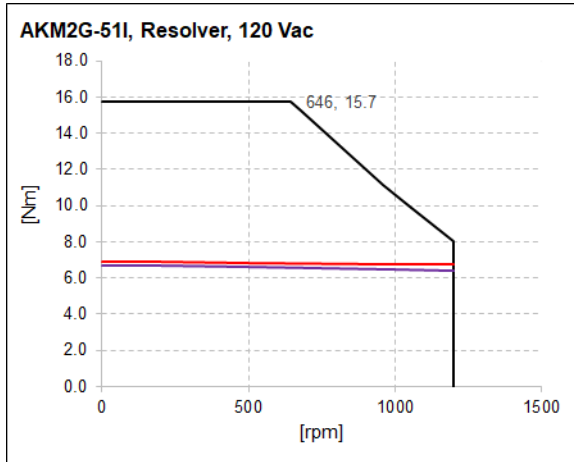
[d] Vbus: 480 VAC



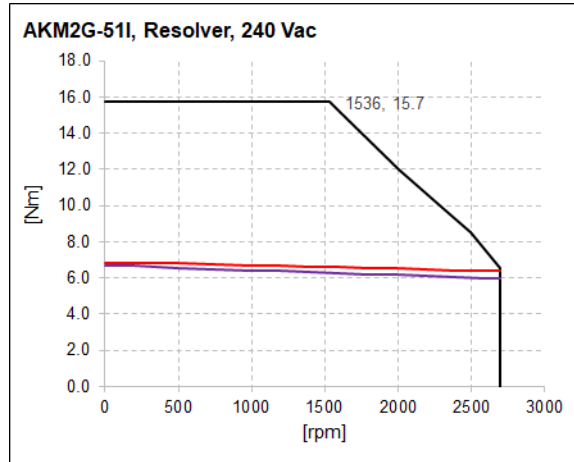
### 4.34 AKM2G-51I [Resolver Feedback]

Part Number: AKM2G-51IxxxxR-xx

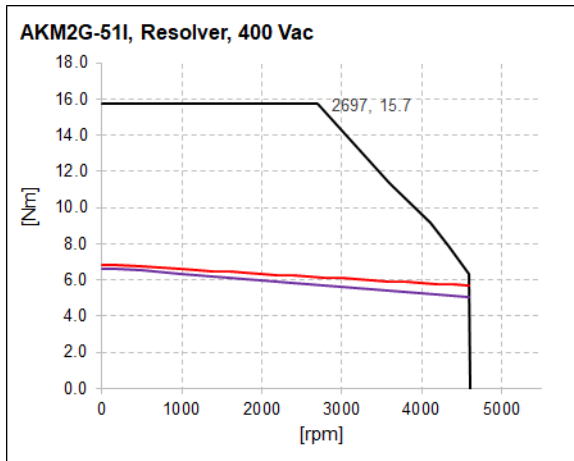
[a] Vbus: 120 VAC



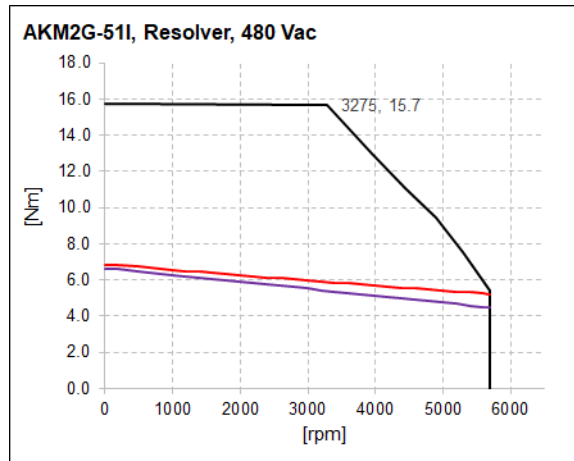
[b] Vbus: 240 VAC



[c] Vbus: 400 VAC



[d] Vbus: 480 VAC

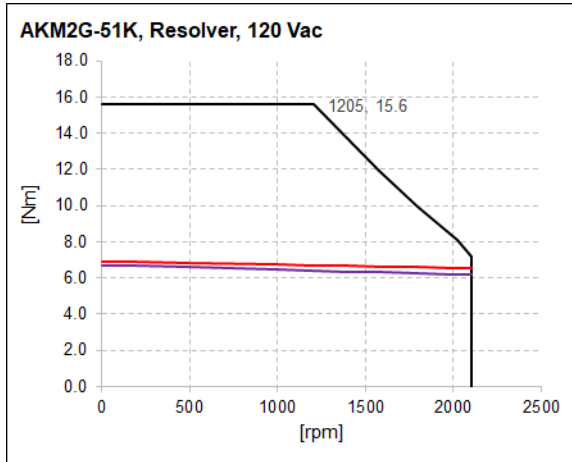


	Peak Torque [Tp]
	Continuous duty S1 [Tc], no brake, no shaft seal
	Continuous duty S1 [Tc], add brake, add shaft seal

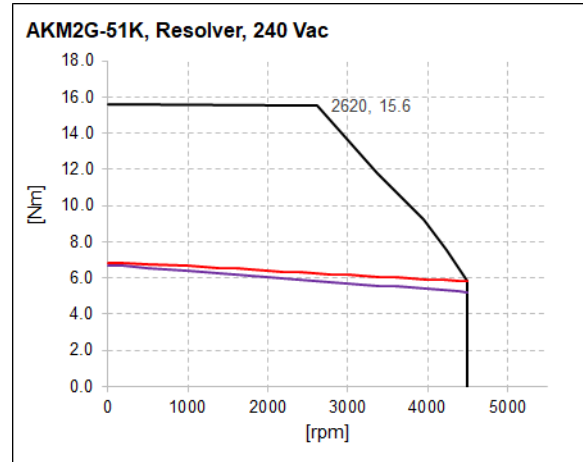
### 4.35 AKM2G-51K [Resolver Feedback]

Part Number: AKM2G-51KxxxxR-xx

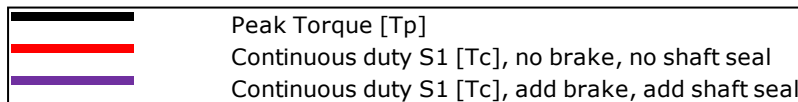
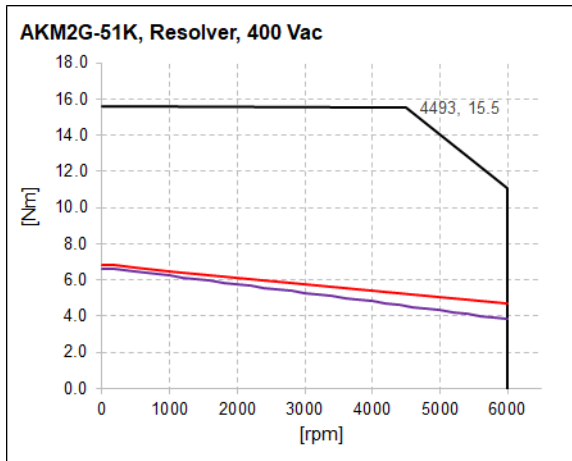
[a] Vbus: 120 VAC



[b] Vbus: 240 VAC



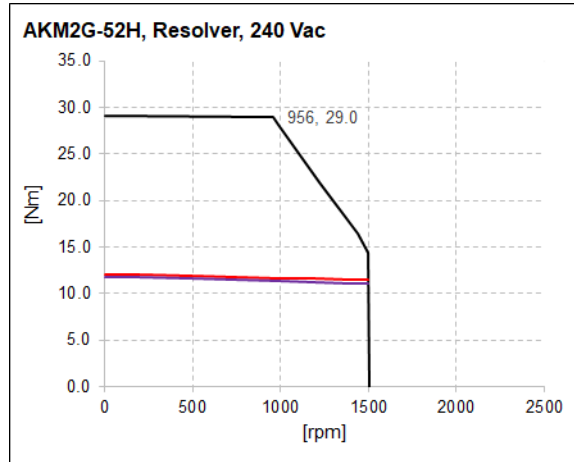
[c] Vbus: 400 VAC



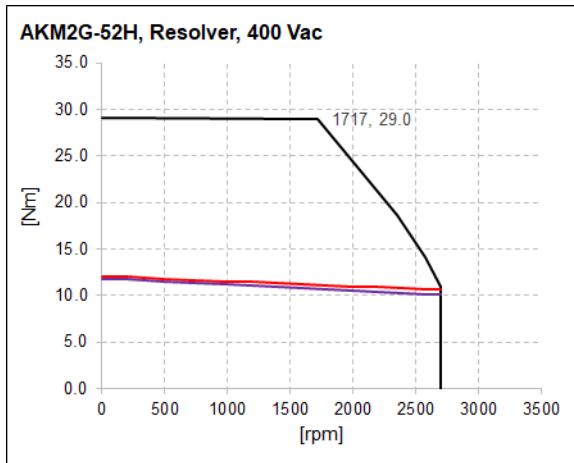
### 4.36 AKM2G-52H [Resolver Feedback]

Part Number: AKM2G-52HxxxxR-xx

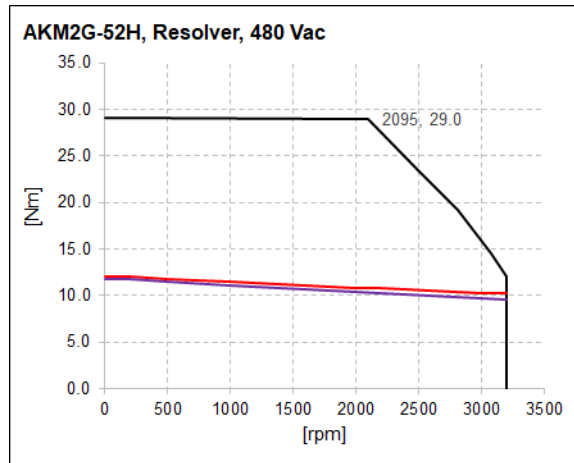
[b] Vbus: 240 VAC






[c] Vbus: 400 VAC



[d] Vbus: 480 VAC

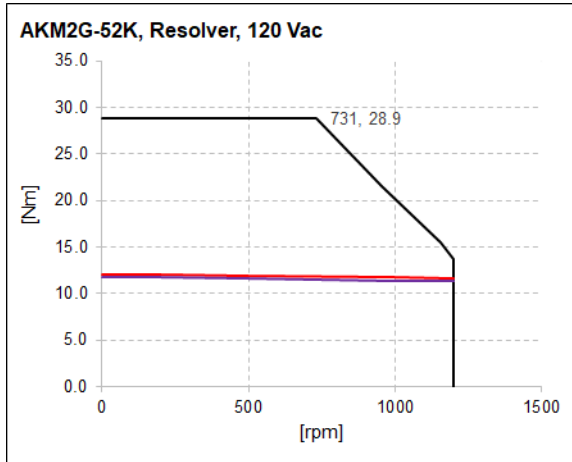


	Peak Torque [Tp]
	Continuous duty S1 [Tc], no brake, no shaft seal
	Continuous duty S1 [Tc], add brake, add shaft seal

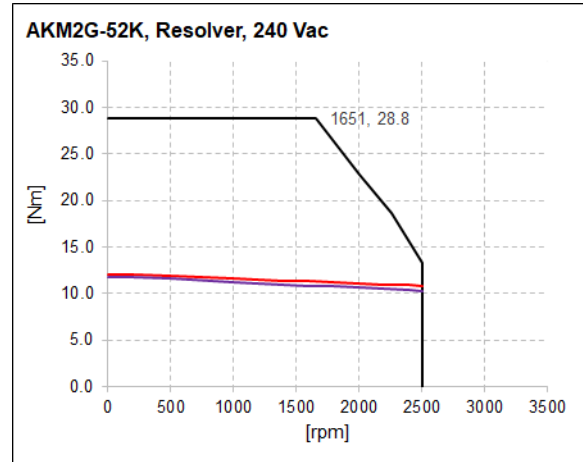
### 4.37 AKM2G-51K [Resolver Feedback]

Part Number: AKM2G-52KxxxxR-xx

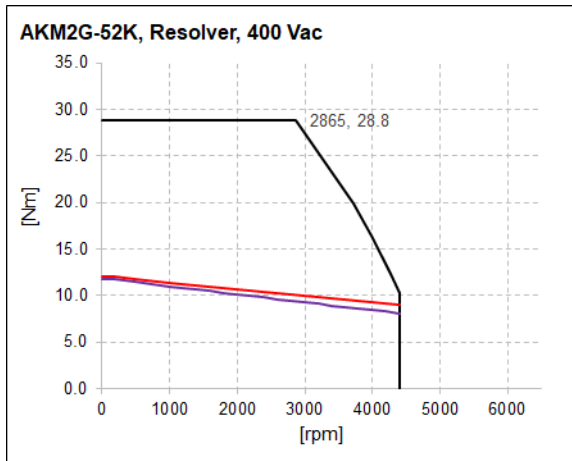
[a] Vbus: 120 VAC



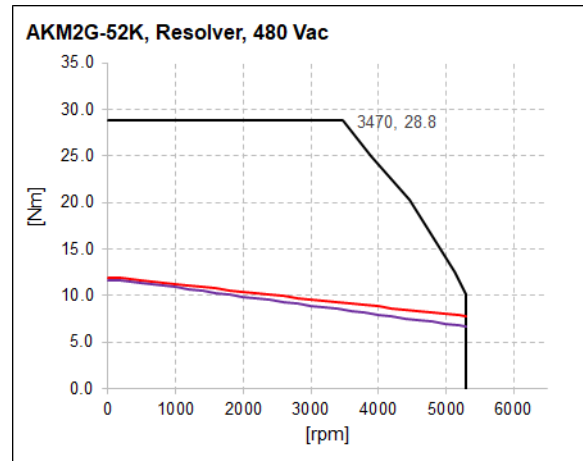
[b] Vbus: 240 VAC






[c] Vbus: 400 VAC



[d] Vbus: 480 VAC

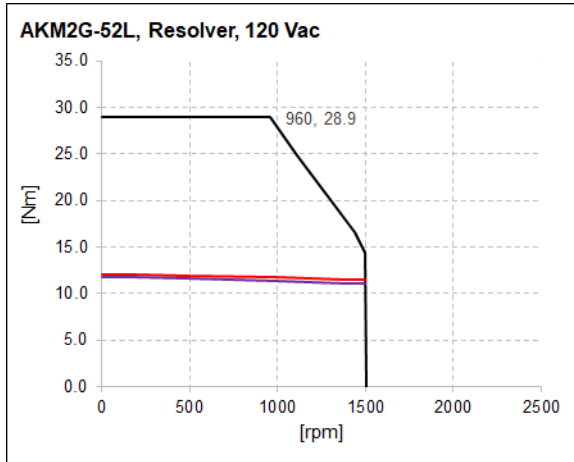


	Peak Torque [Tp]
	Continuous duty S1 [Tc], no brake, no shaft seal
	Continuous duty S1 [Tc], add brake, add shaft seal

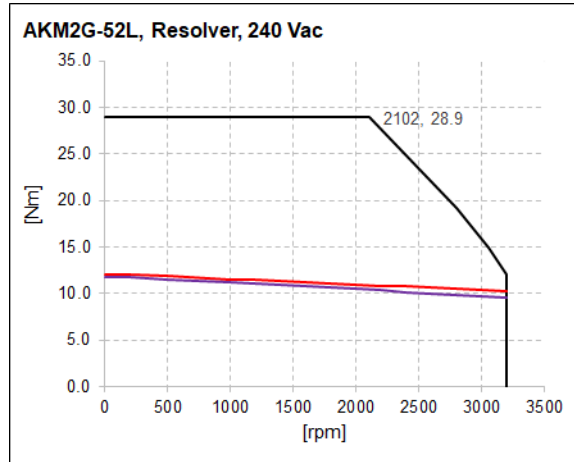
### 4.38 AKM2G-52L [Resolver Feedback]

Part Number: AKM2G-52LxxxxR-xx

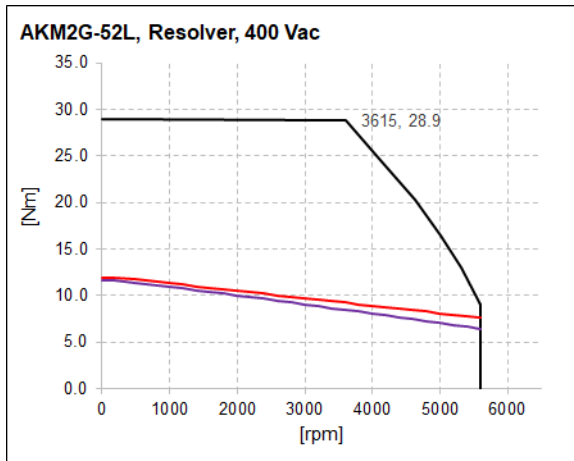
[a] Vbus: 120 VAC



[b] Vbus: 240 VAC



[c] Vbus: 400 VAC



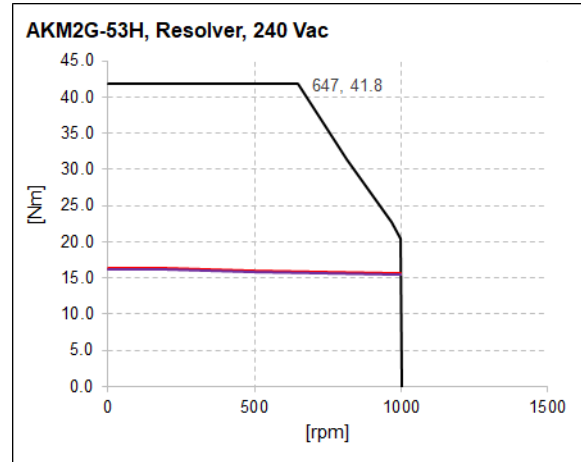
	Peak Torque [Tp]
	Continuous duty S1 [Tc], no brake, no shaft seal
	Continuous duty S1 [Tc], add brake, add shaft seal



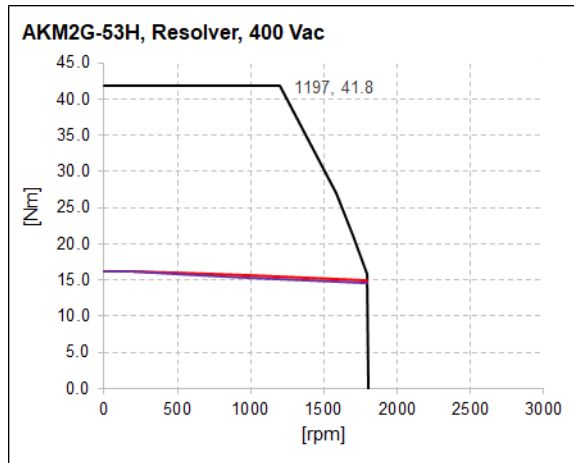
### 4.39 AKM2G-53H [Resolver Feedback]

Part Number: AKM2G-53HxxxxR-xx

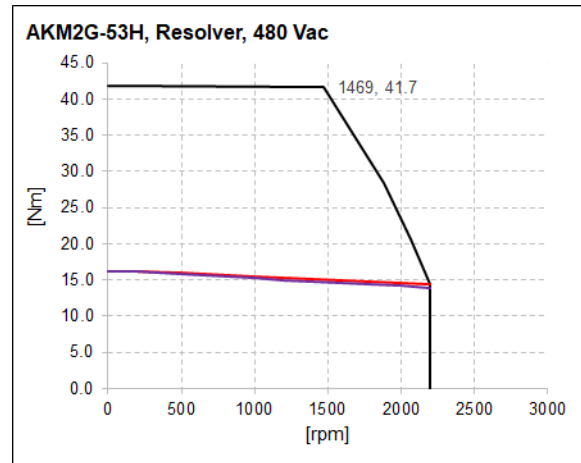
[b] Vbus: 240 VAC






[c] Vbus: 400 VAC



[d] Vbus: 480 VAC

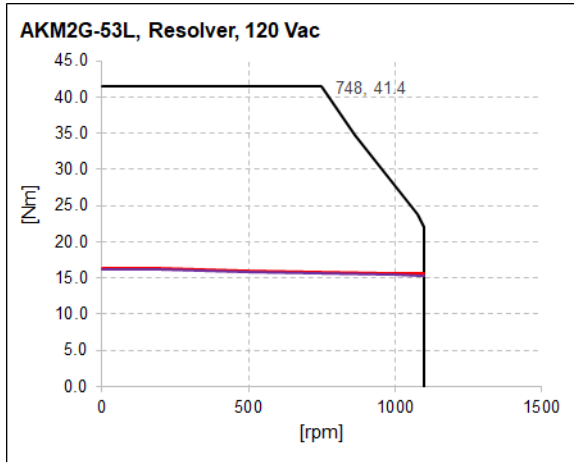


	Peak Torque [Tp]
	Continuous duty S1 [Tc], no brake, no shaft seal
	Continuous duty S1 [Tc], add brake, add shaft seal

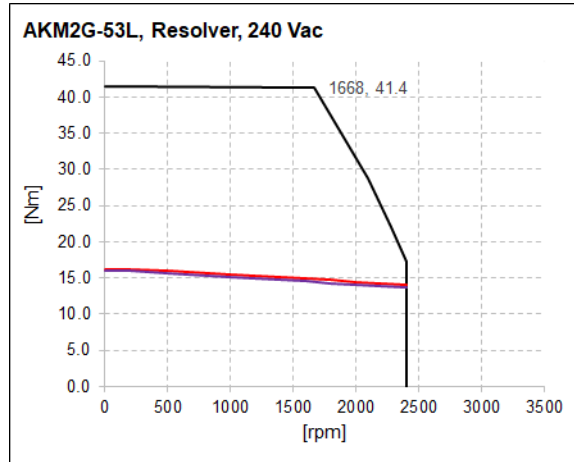
### 4.40 AKM2G-53L [Resolver Feedback]

Part Number: AKM2G-53LxxxxR-xx

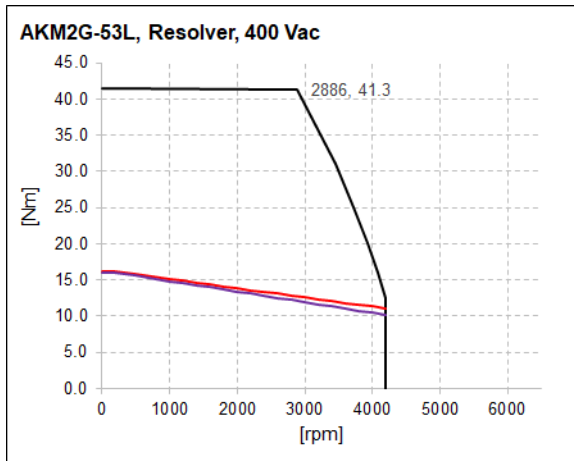
[a] Vbus: 120 VAC



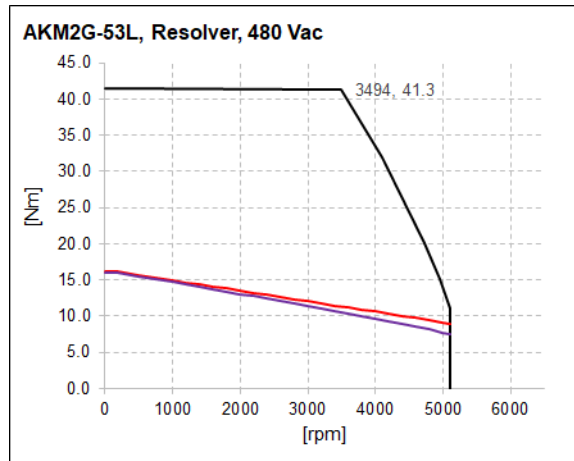
[b] Vbus: 240 VAC



[c] Vbus: 400 VAC



[d] Vbus: 480 VAC

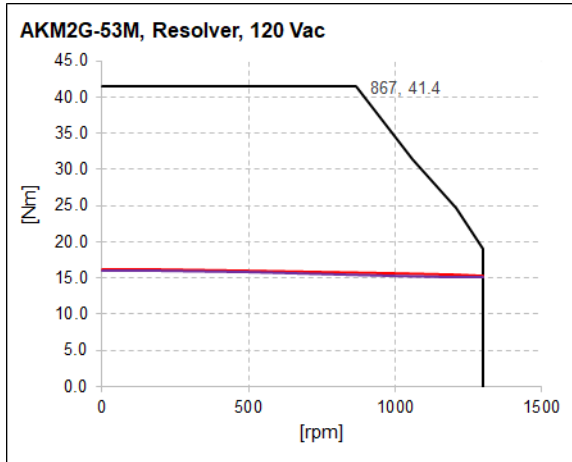


	Peak Torque [Tp]
	Continuous duty S1 [Tc], no brake, no shaft seal
	Continuous duty S1 [Tc], add brake, add shaft seal

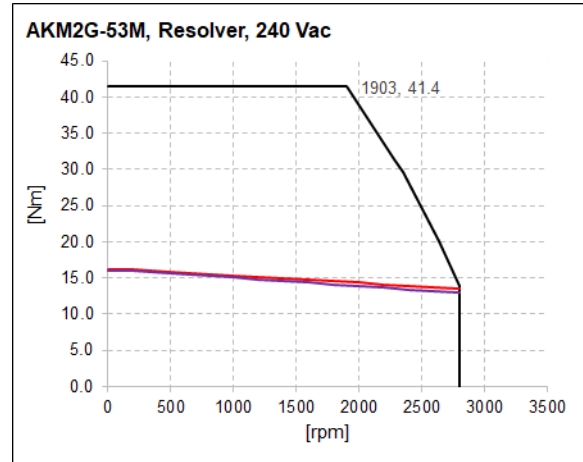
### 4.41 AKM2G-53M [Resolver Feedback]

Part Number: AKM2G-53MxxxxR-xx

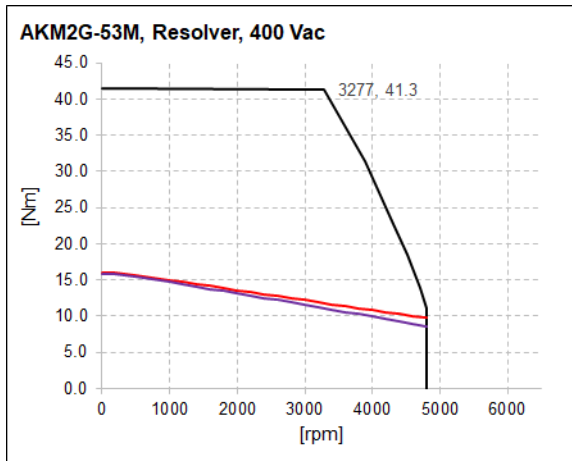
[a] Vbus: 120 VAC






[b] Vbus: 240 VAC



[c] Vbus: 400 VAC

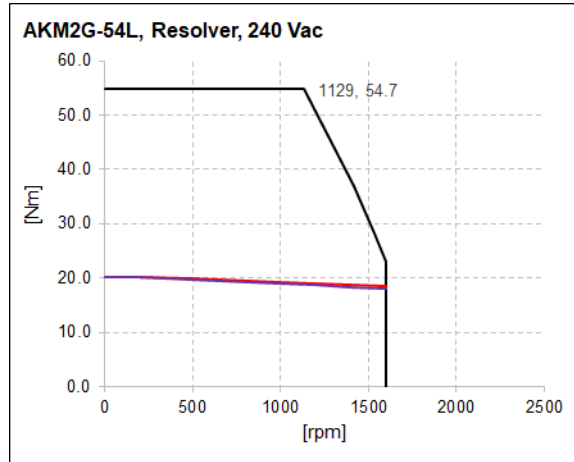


	Peak Torque [Tp]
	Continuous duty S1 [Tc], no brake, no shaft seal
	Continuous duty S1 [Tc], add brake, add shaft seal

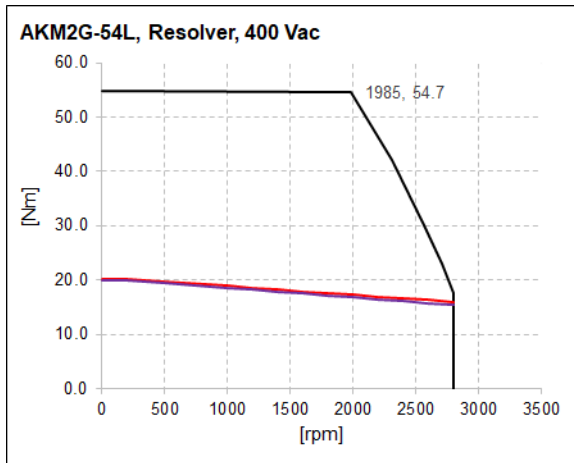
### 4.42 AKM2G-54L [Resolver Feedback]

Part Number: AKM2G-54LxxxxR-xx

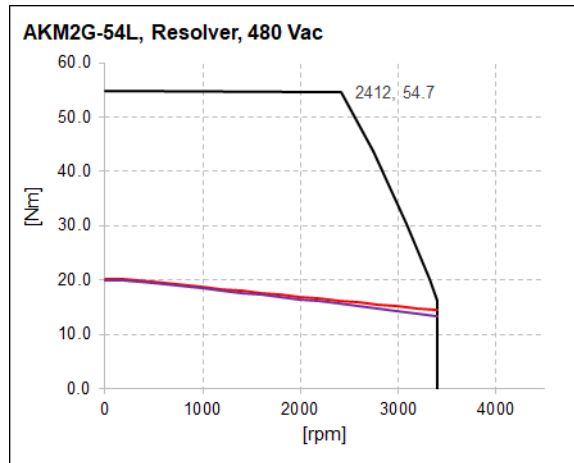
[b] Vbus: 240 VAC






[c] Vbus: 400 VAC



[d] Vbus: 480 VAC

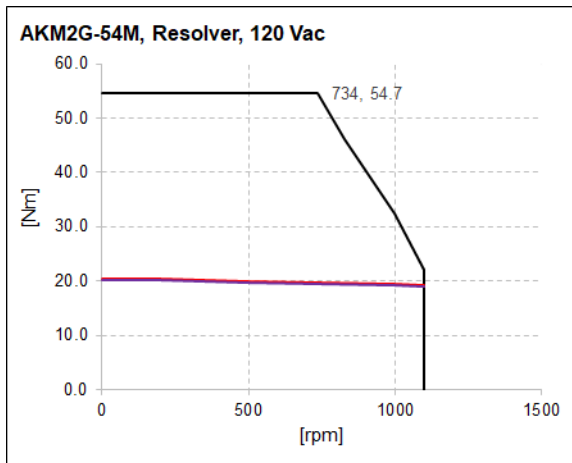


	Peak Torque [Tp]
	Continuous duty S1 [Tc], no brake, no shaft seal
	Continuous duty S1 [Tc], add brake, add shaft seal

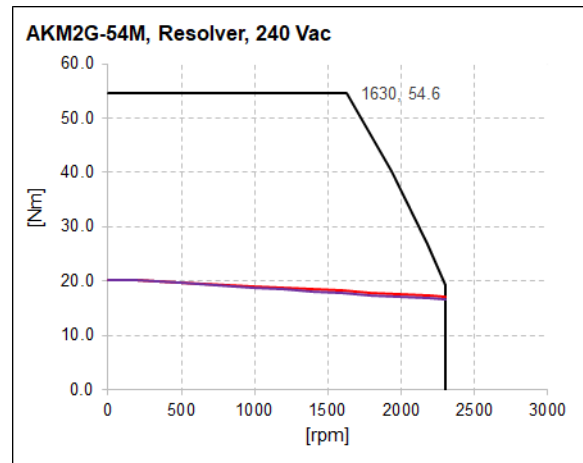
### 4.43 AKM2G-54M [Resolver Feedback]

Part Number: AKM2G-54MxxxxR-xx

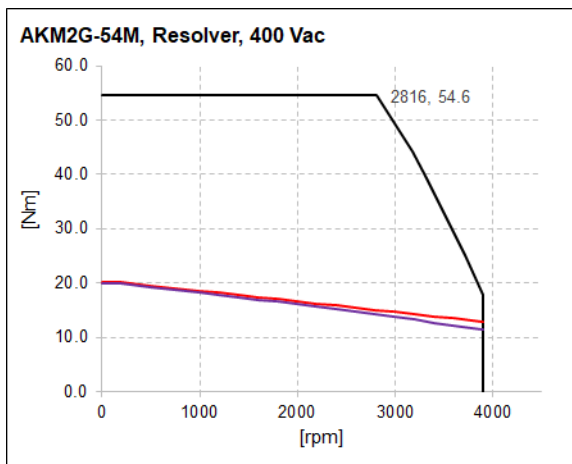
[a] Vbus: 120 VAC



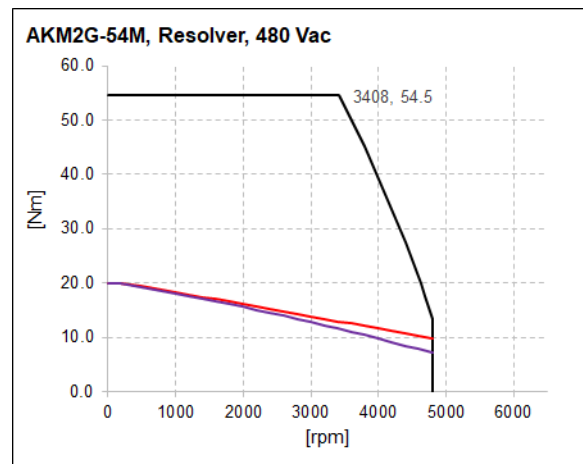
[b] Vbus: 240 VAC



[c] Vbus: 400 VAC



[d] Vbus: 480 VAC

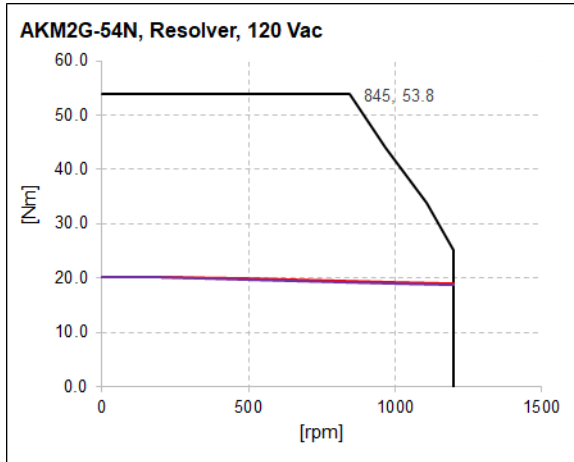


	Peak Torque [Tp]
	Continuous duty S1 [Tc], no brake, no shaft seal
	Continuous duty S1 [Tc], add brake, add shaft seal

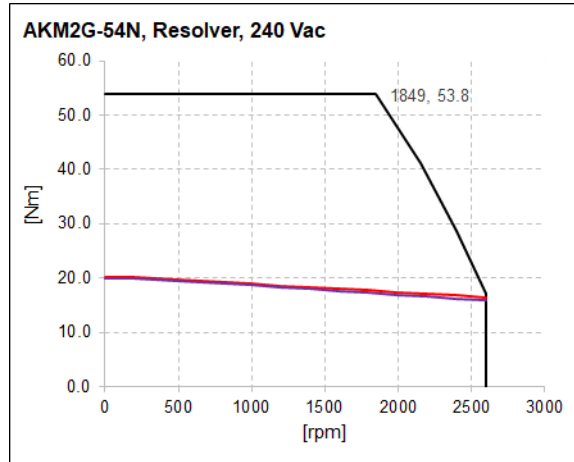
### 4.44 AKM2G-54N [Resolver Feedback]

Part Number: AKM2G-54NxxxxR-xx

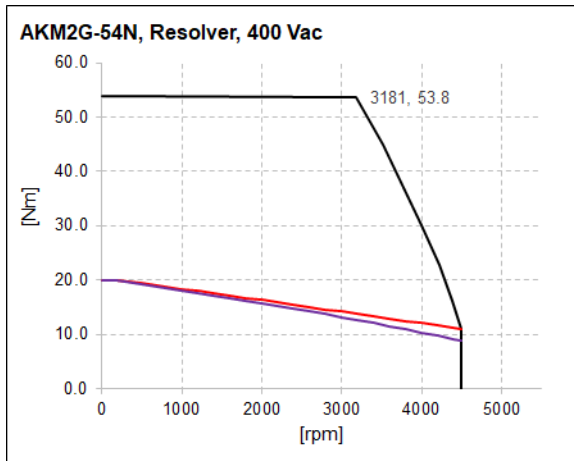
[a] Vbus: 120 VAC






[b] Vbus: 240 VAC



[c] Vbus: 400 VAC

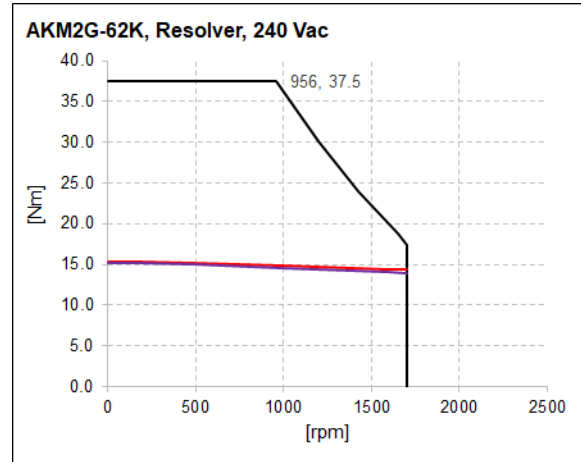


	Peak Torque [Tp]
	Continuous duty S1 [Tc], no brake, no shaft seal
	Continuous duty S1 [Tc], add brake, add shaft seal

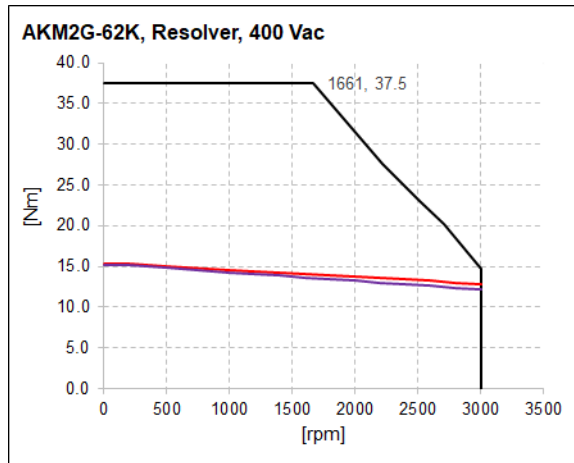
### 4.45 AKM2G-62K [Resolver Feedback]

Part Number: AKM2G-62KxxxxR-xx

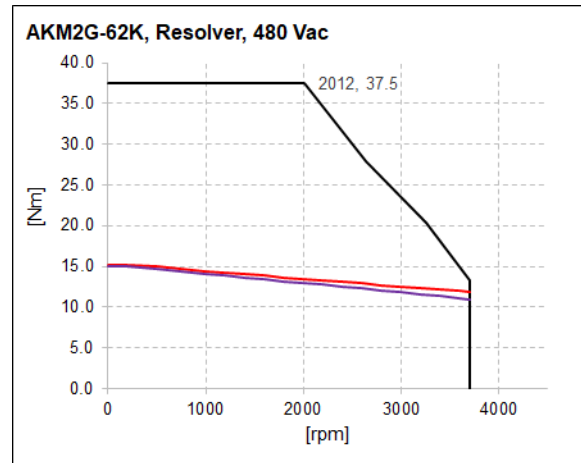
[b] Vbus: 240 VAC






[c] Vbus: 400 VAC



[d] Vbus: 480 VAC

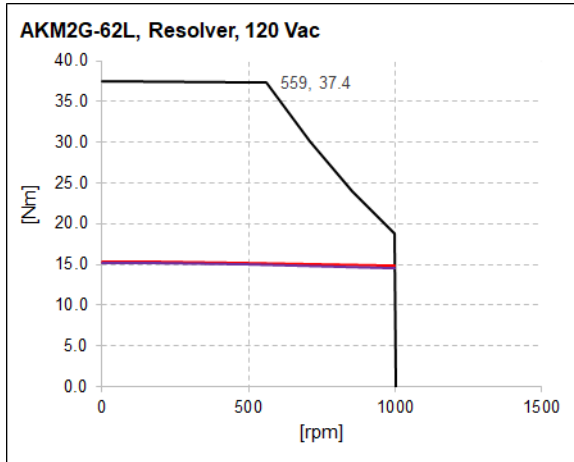


	Peak Torque [Tp]
	Continuous duty S1 [Tc], no brake, no shaft seal
	Continuous duty S1 [Tc], add brake, add shaft seal

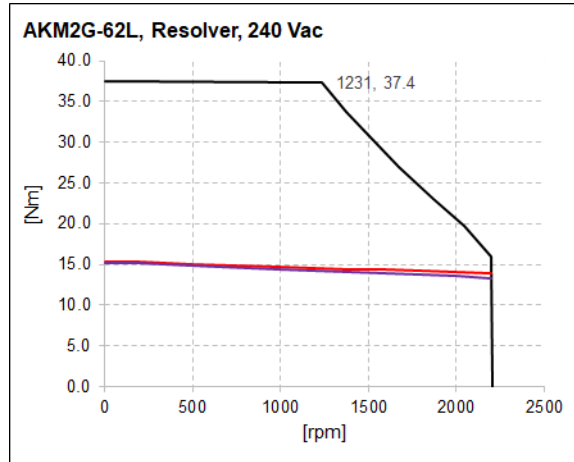
### 4.46 AKM2G-62L [Resolver Feedback]

Part Number: AKM2G-62LxxxxR-xx

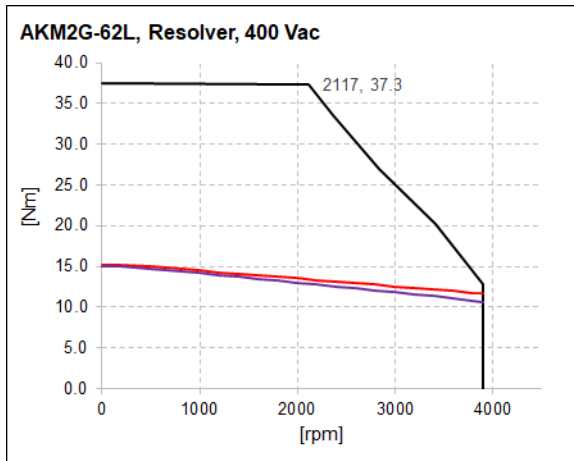
[a] Vbus: 120 VAC



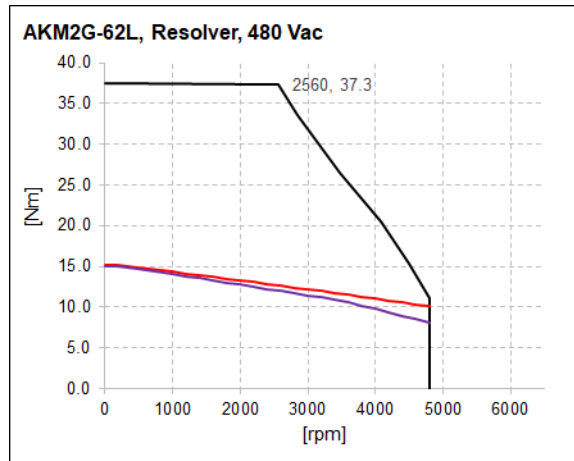
[b] Vbus: 240 VAC






[c] Vbus: 400 VAC



[d] Vbus: 480 VAC



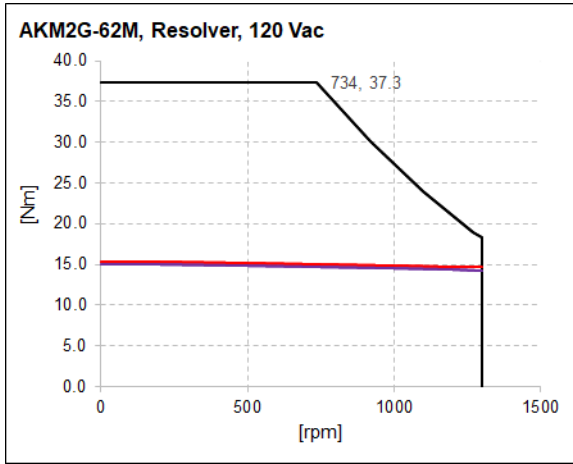
	Peak Torque [Tp]
	Continuous duty S1 [Tc], no brake, no shaft seal
	Continuous duty S1 [Tc], add brake, add shaft seal



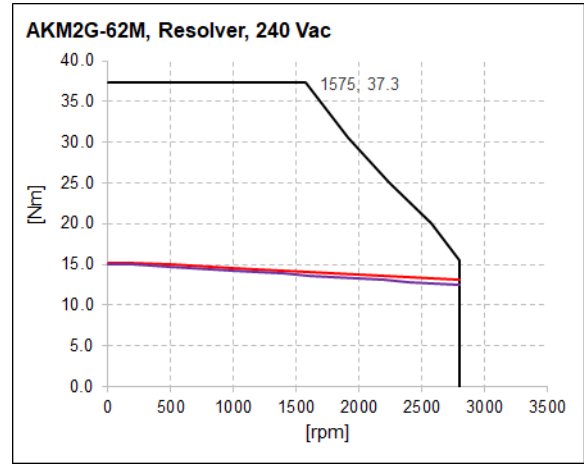
### 4.47 AKM2G-62M [Resolver Feedback]

Part Number: AKM2G-62MxxxxR-xx

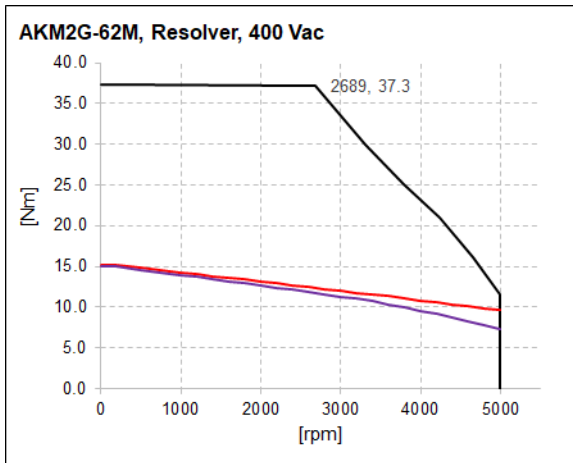
[a] Vbus: 120 VAC






[b] Vbus: 240 VAC



[c] Vbus: 400 VAC

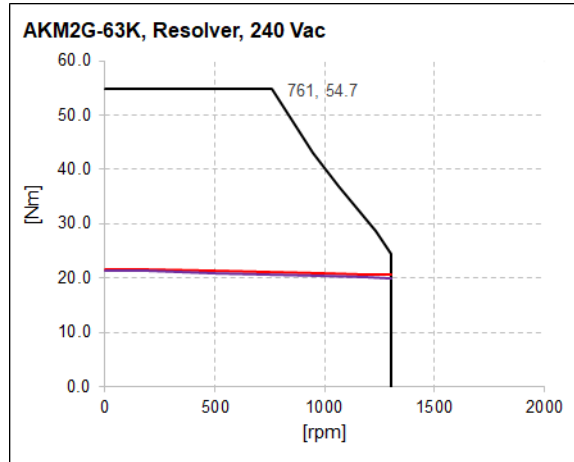


	Peak Torque [Tp]
	Continuous duty S1 [Tc], no brake, no shaft seal
	Continuous duty S1 [Tc], add brake, add shaft seal

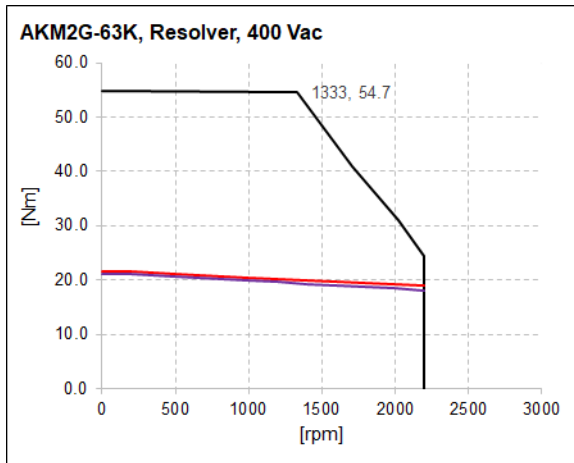
### 4.48 AKM2G-63K [Resolver Feedback]

Part Number: AKM2G-63KxxxxR-xx

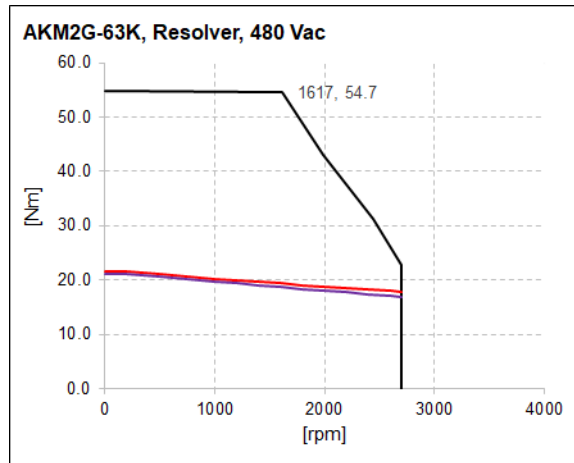
[b] Vbus: 240 VAC






[c] Vbus: 400 VAC



[d] Vbus: 480 VAC

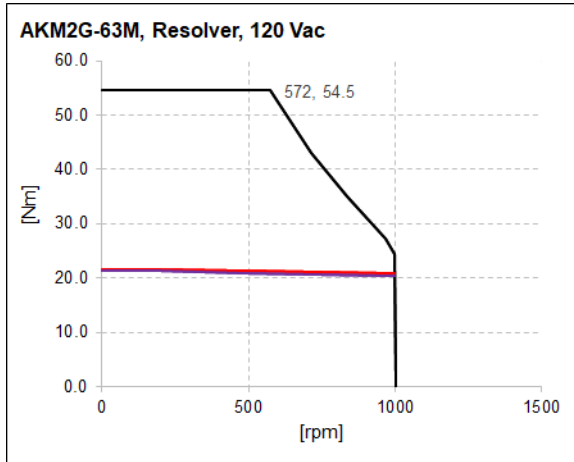


	Peak Torque [Tp]
	Continuous duty S1 [Tc], no brake, no shaft seal
	Continuous duty S1 [Tc], add brake, add shaft seal

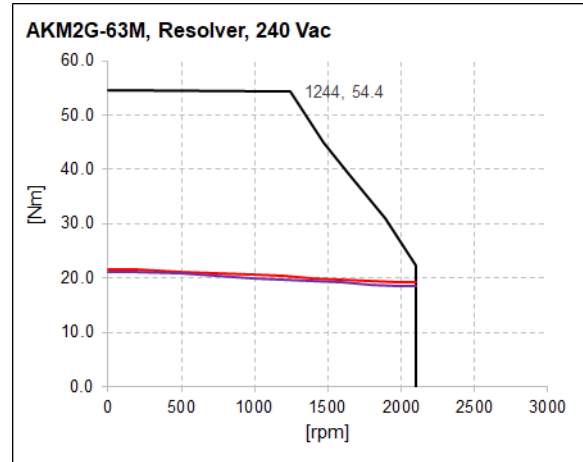
### 4.49 AKM2G-63M [Resolver Feedback]

Part Number: AKM2G-63MxxxxR-xx

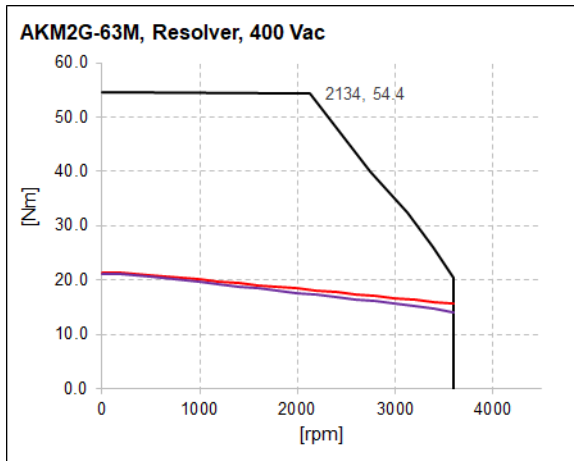
[a] Vbus: 120 VAC



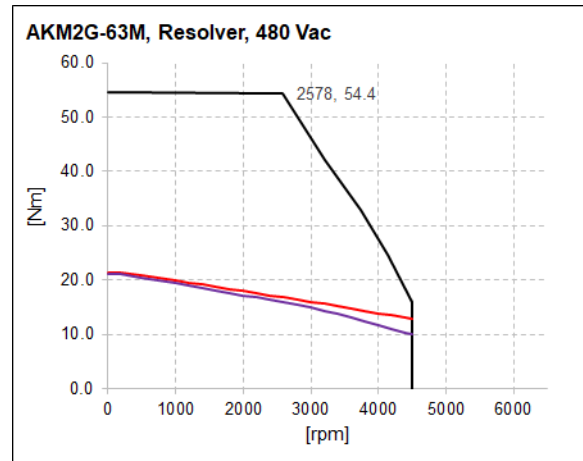
[b] Vbus: 240 VAC






[c] Vbus: 400 VAC



[d] Vbus: 480 VAC

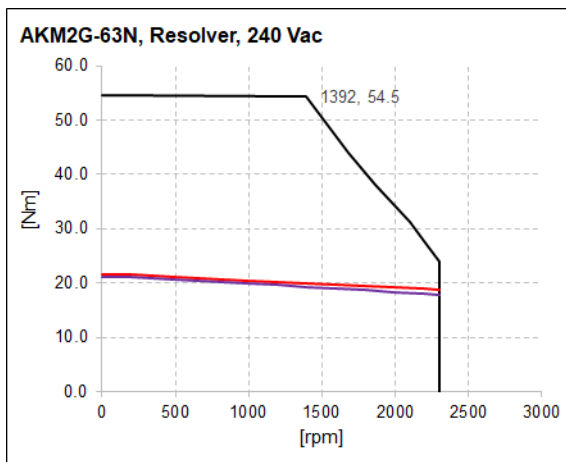


	Peak Torque [Tp]
	Continuous duty S1 [Tc], no brake, no shaft seal
	Continuous duty S1 [Tc], add brake, add shaft seal

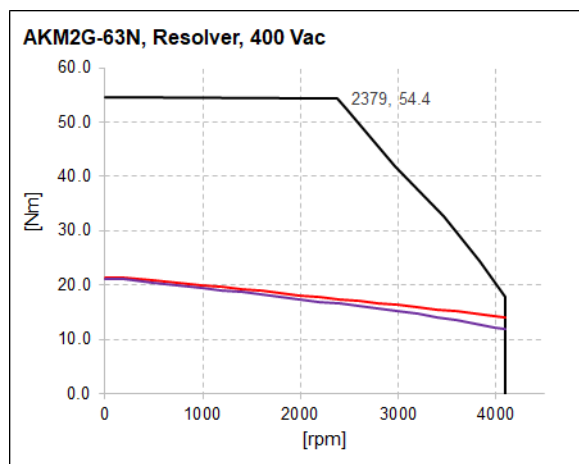
### 4.50 AKM2G-63N [Resolver Feedback]




Part Number: AKM2G-63NxxxxR-xx

[b] Vbus: 240 VAC



[c] Vbus: 400 VAC

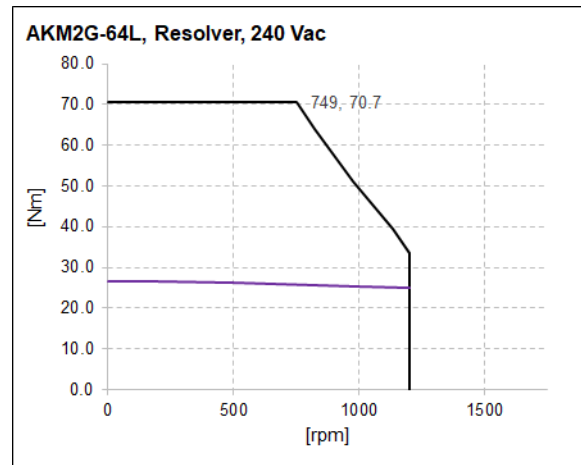


	Peak Torque [Tp]
	Continuous duty S1 [Tc], no brake, no shaft seal
	Continuous duty S1 [Tc], add brake, add shaft seal

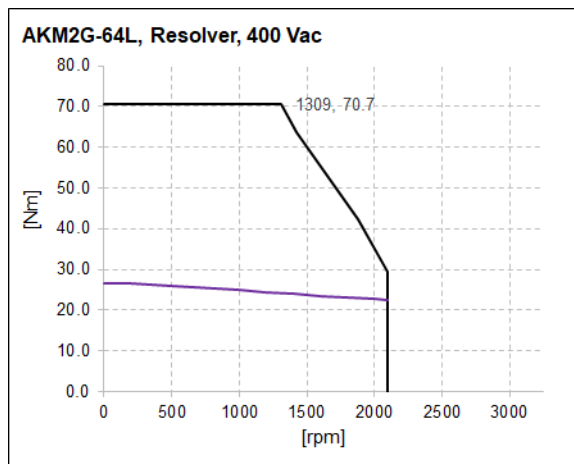
### 4.51 AKM2G-64L [Resolver Feedback]

Part Number: AKM2G-64LxxxxR-xx

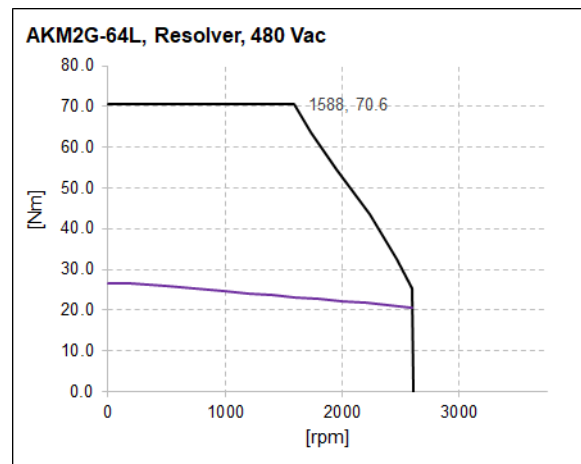
[b] Vbus: 240 VAC



[c] Vbus: 400 VAC



[d] Vbus: 480 VAC

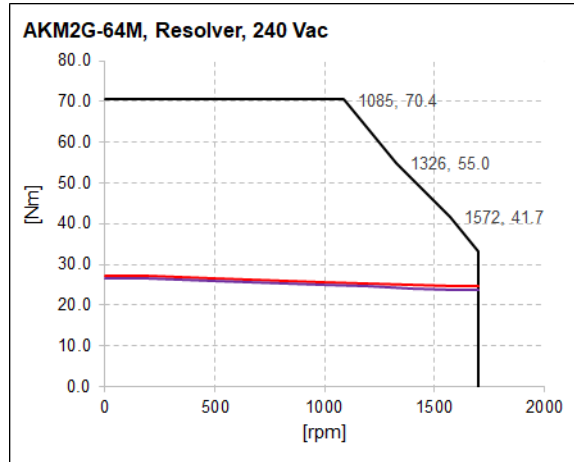


	Peak Torque [Tp]
	Continuous duty S1 [Tc], no brake, no shaft seal
	Continuous duty S1 [Tc], add brake, add shaft seal

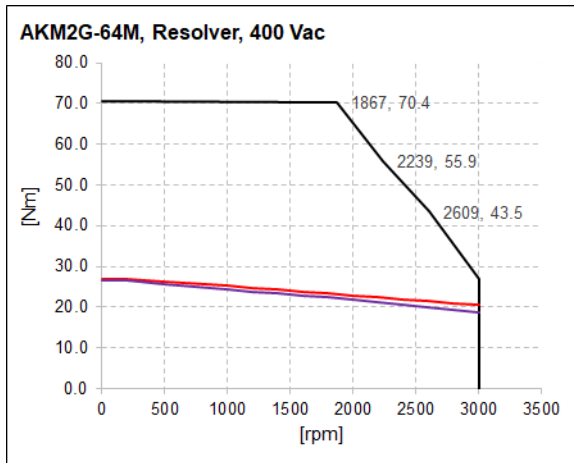
### 4.52 AKM2G-64M [Resolver Feedback]

Part Number: AKM2G-64MxxxxR-xx

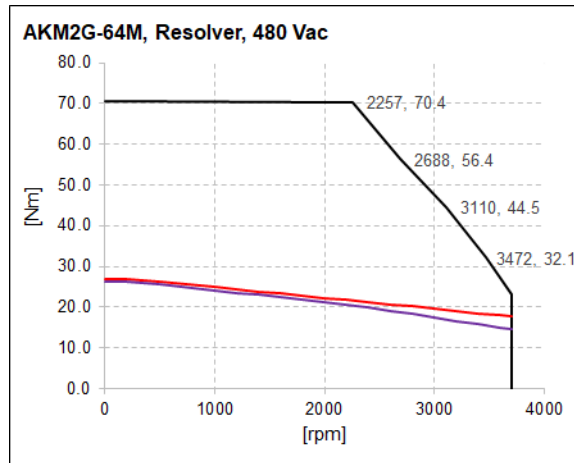
[b] Vbus: 240 VAC



[c] Vbus: 400 VAC



[d] Vbus: 480 VAC

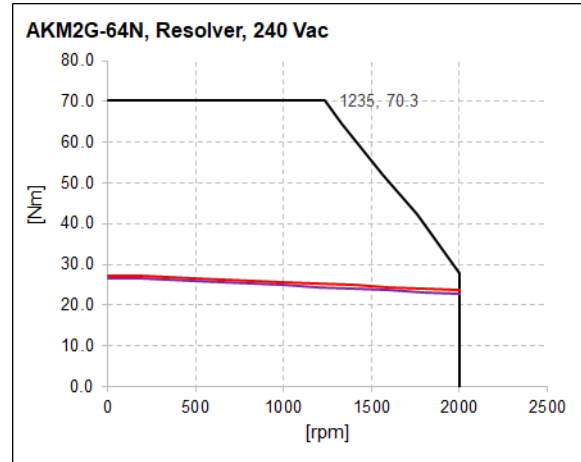


	Peak Torque [Tp]
	Continuous duty S1 [Tc], no brake, no shaft seal
	Continuous duty S1 [Tc], add brake, add shaft seal

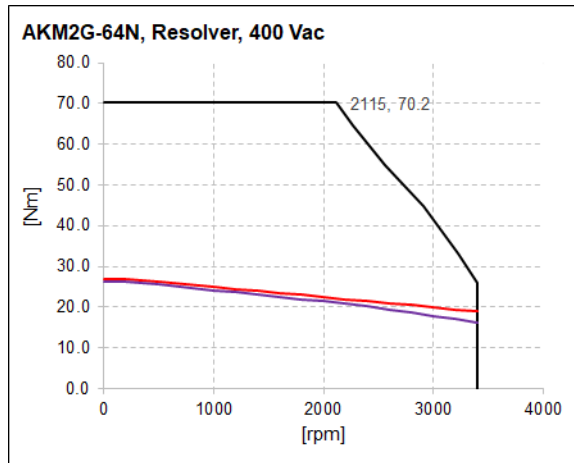
### 4.53 AKM2G-64N [Resolver Feedback]

Part Number: AKM2G-64NxxxxR-xx

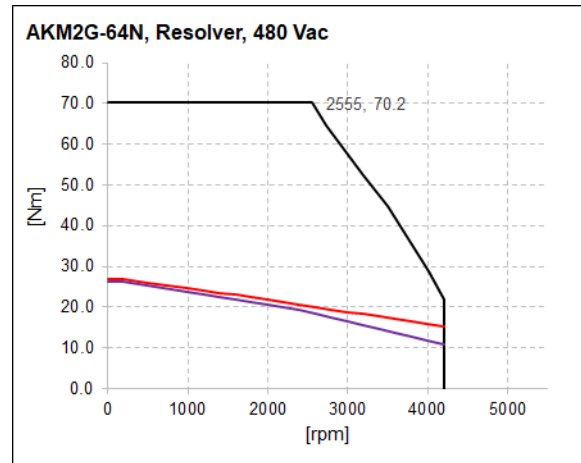
[b] Vbus: 240 VAC






[c] Vbus: 400 VAC



[d] Vbus: 480 VAC

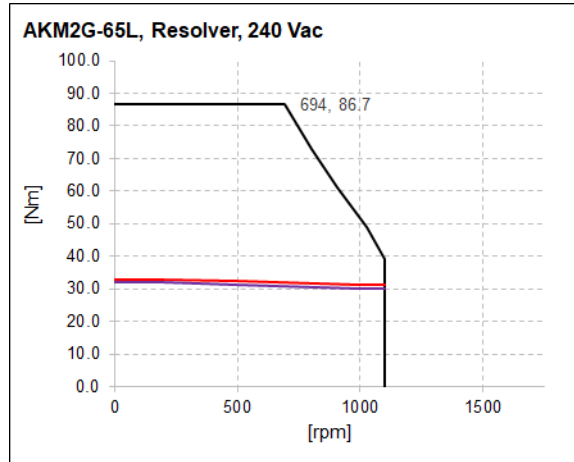


	Peak Torque [Tp]
	Continuous duty S1 [Tc], no brake, no shaft seal
	Continuous duty S1 [Tc], add brake, add shaft seal

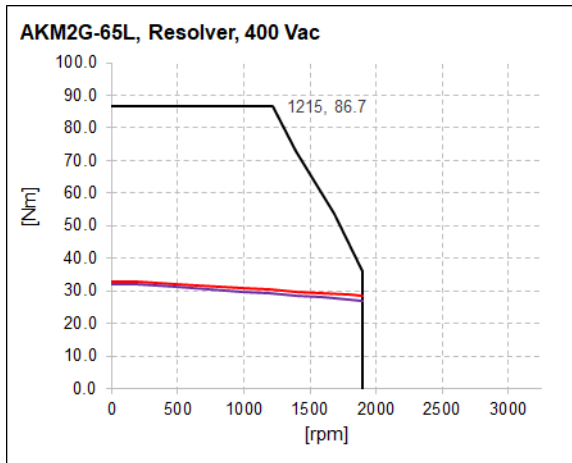
### 4.54 AKM2G-65L [Resolver Feedback]

Part Number: AKM2G-65LxxxxR-xx

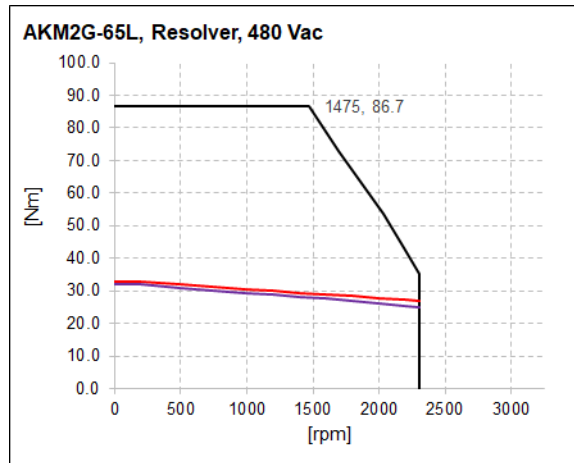
[b] Vbus: 240 VAC



[c] Vbus: 400 VAC



[d] Vbus: 480 VAC



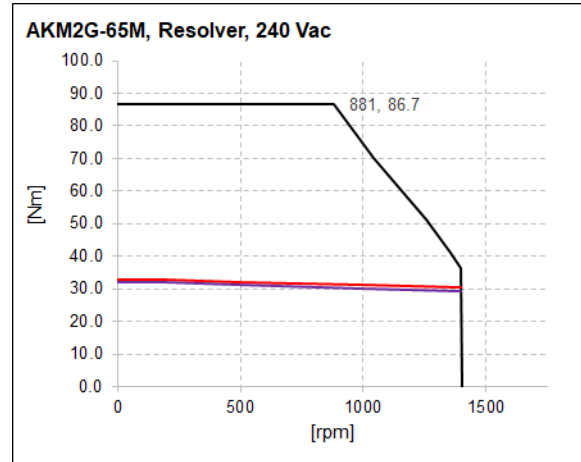
	Peak Torque [Tp]
	Continuous duty S1 [Tc], no brake, no shaft seal
	Continuous duty S1 [Tc], add brake, add shaft seal



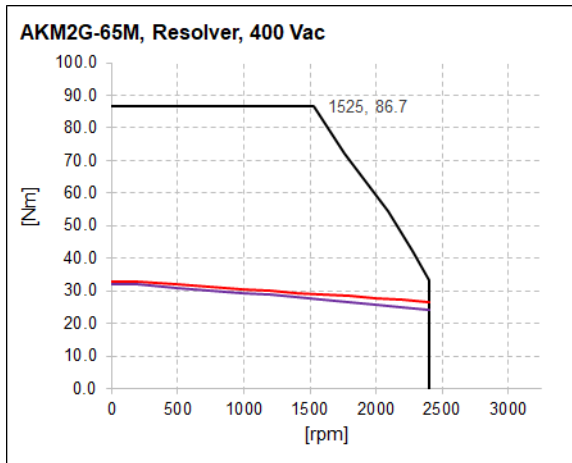
### 4.55 AKM2G-65M [Resolver Feedback]

Part Number: AKM2G-65MxxxxR-xx

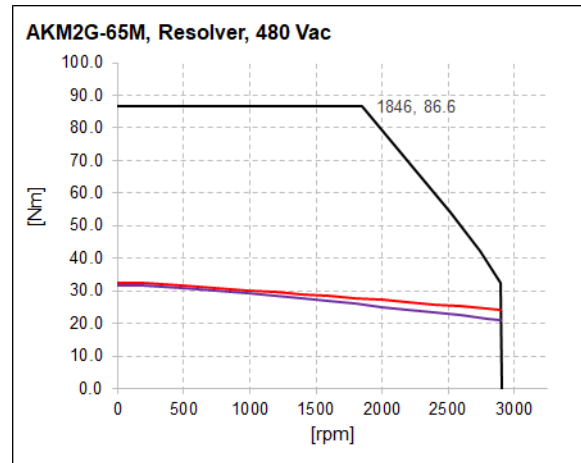
[b] Vbus: 240 VAC



[c] Vbus: 400 VAC



[d] Vbus: 480 VAC

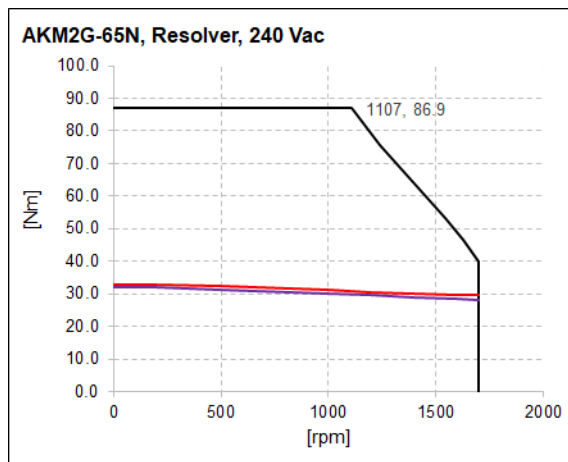


	Peak Torque [Tp]
	Continuous duty S1 [Tc], no brake, no shaft seal
	Continuous duty S1 [Tc], add brake, add shaft seal

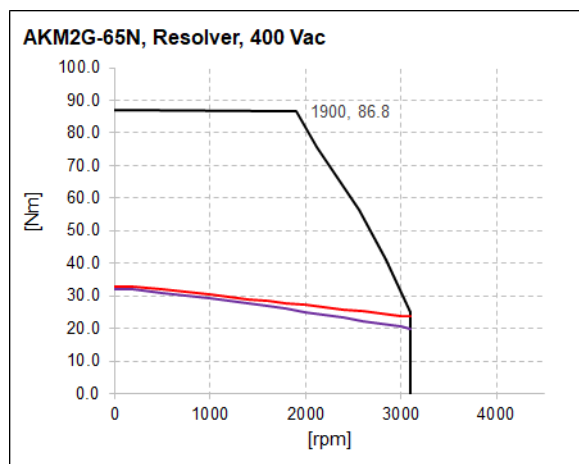
### 4.56 AKM2G-65N [Resolver Feedback]

Part Number: AKM2G-65NxxxxR-xx

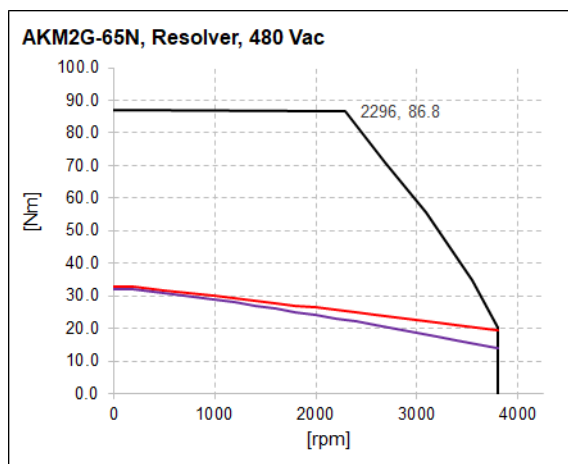
[b] Vbus: 240 VAC






[c] Vbus: 400 VAC



[d] Vbus: 480 VAC

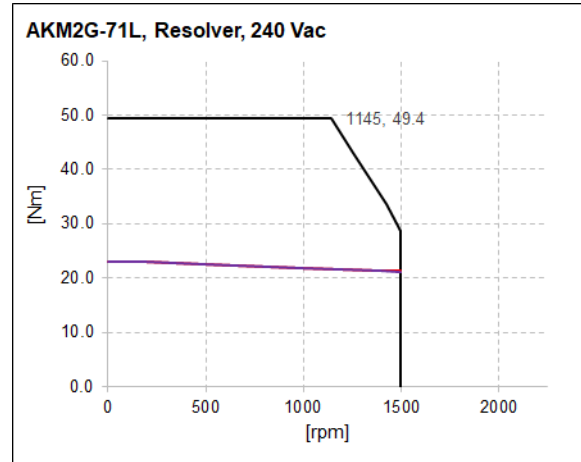


	Peak Torque [Tp]
	Continuous duty S1 [Tc], no brake, no shaft seal
	Continuous duty S1 [Tc], add brake, add shaft seal

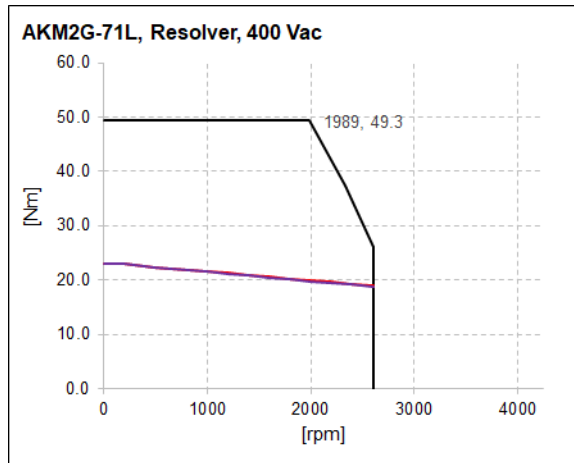
### 4.57 AKM2G-71L [Resolver Feedback]

Part Number: AKM2G-71LxxxxR-xx

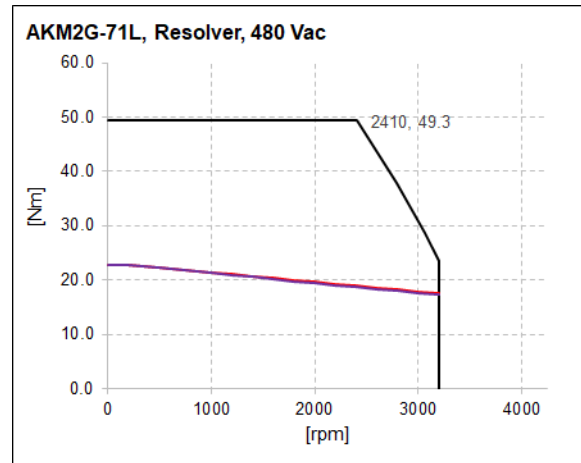
[b] Vbus: 240 VAC






[c] Vbus: 400 VAC



[d] Vbus: 480 VAC

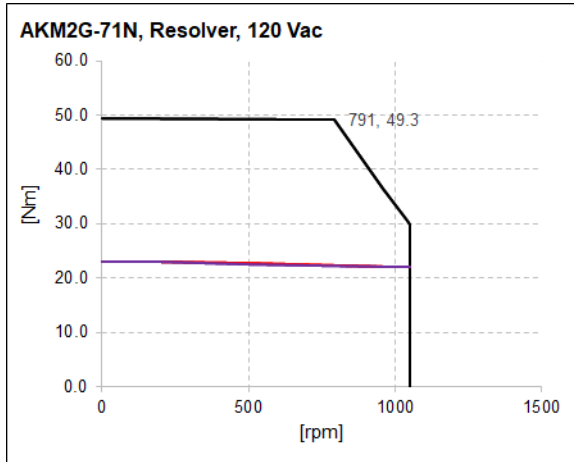


	Peak Torque [Tp]
	Continuous duty S1 [Tc], no brake, no shaft seal
	Continuous duty S1 [Tc], add brake, add shaft seal

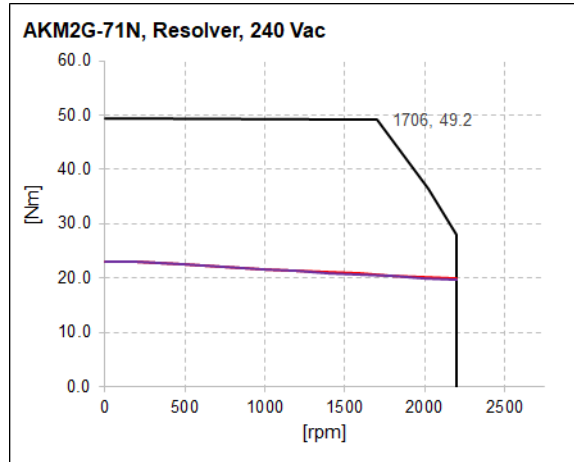
### 4.58 AKM2G-71N [Resolver Feedback]

Part Number: AKM2G-71NxxxxR-xx

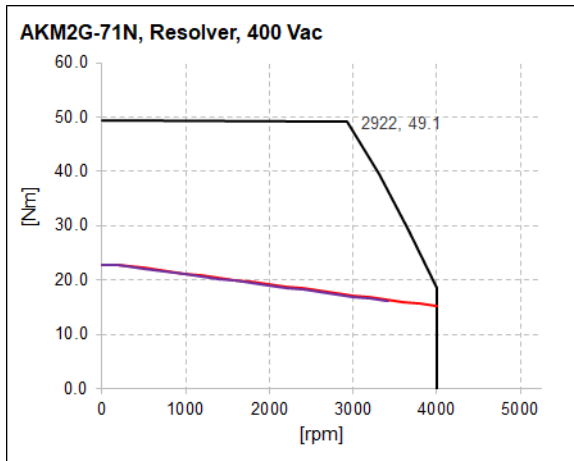
[a] Vbus: 120 VAC



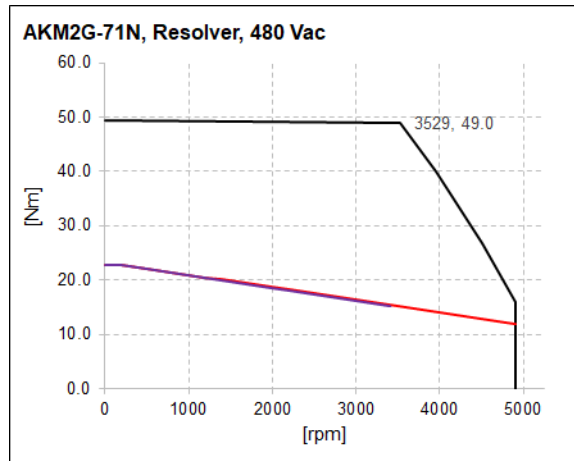
[b] Vbus: 240 VAC



[c] Vbus: 400 VAC



[d] Vbus: 480 VAC

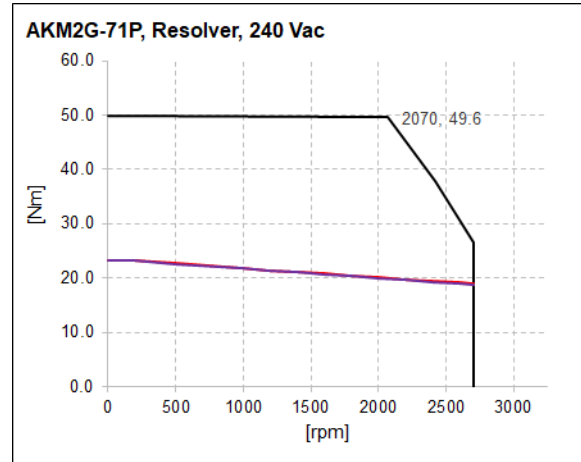


	Peak Torque [Tp]
	Continuous duty S1 [Tc], no brake, no shaft seal
	Continuous duty S1 [Tc], add brake, add shaft seal

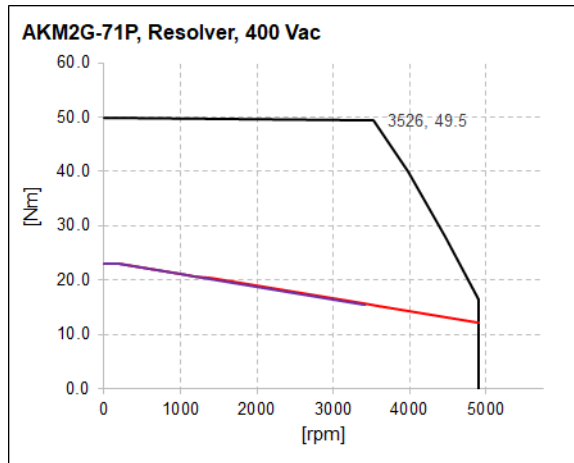
### 4.59 AKM2G-71P [Resolver Feedback]




Part Number: AKM2G-71PxxxxR-xx

[b] Vbus: 240 VAC



[c] Vbus: 400 VAC

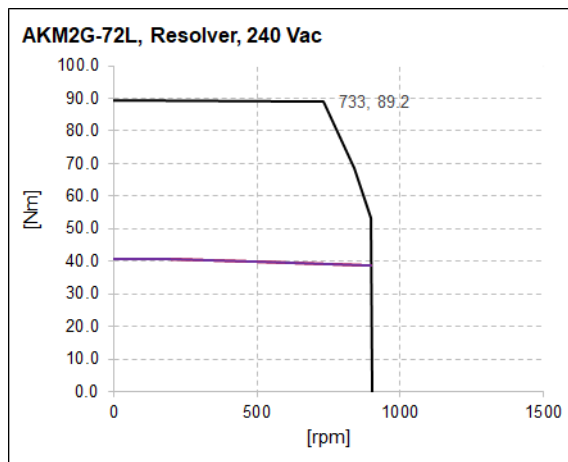


	Peak Torque [Tp]
	Continuous duty S1 [Tc], no brake, no shaft seal
	Continuous duty S1 [Tc], add brake, add shaft seal

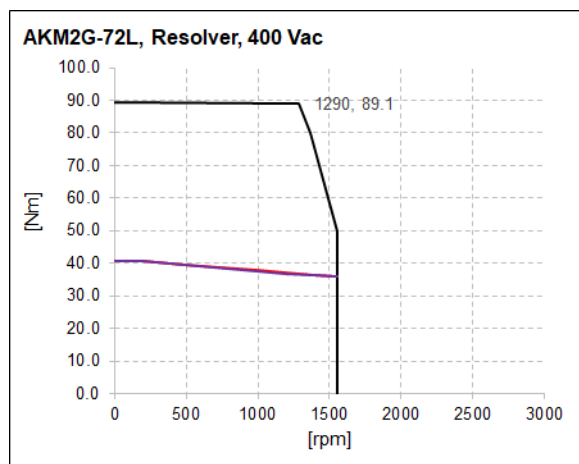
### 4.60 AKM2G-72L [Resolver Feedback]

Part Number: AKM2G-72LxxxxR-xx

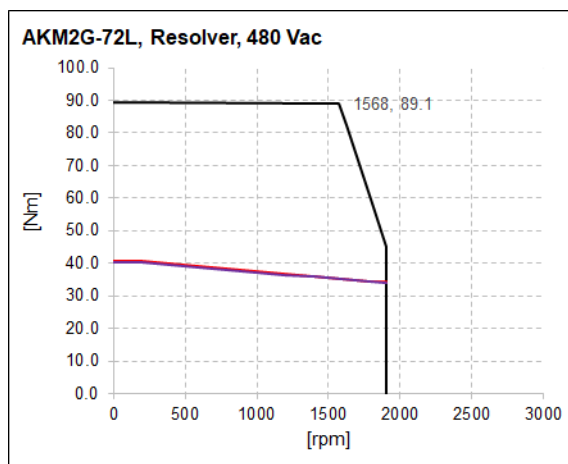
[b] Vbus: 240 VAC






[c] Vbus: 400 VAC



[d] Vbus: 480 VAC

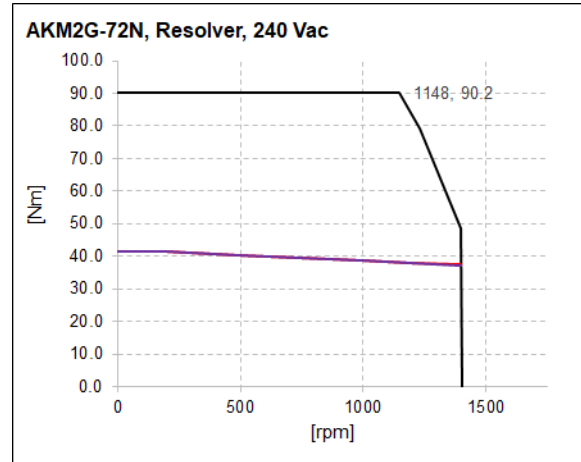


	Peak Torque [Tp]
	Continuous duty S1 [Tc], no brake, no shaft seal
	Continuous duty S1 [Tc], add brake, add shaft seal

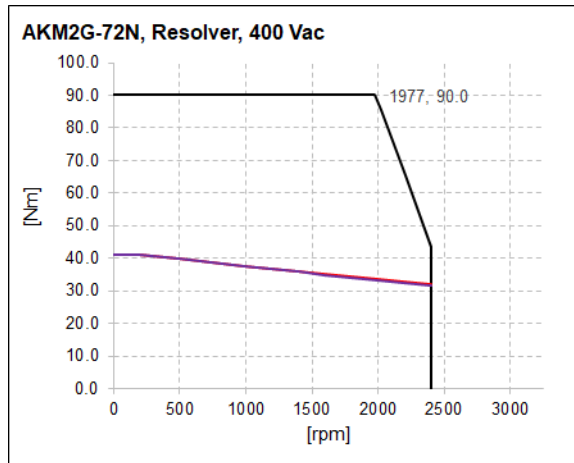
### 4.61 AKM2G-72N [Resolver Feedback]

Part Number: AKM2G-72NxxxxR-xx

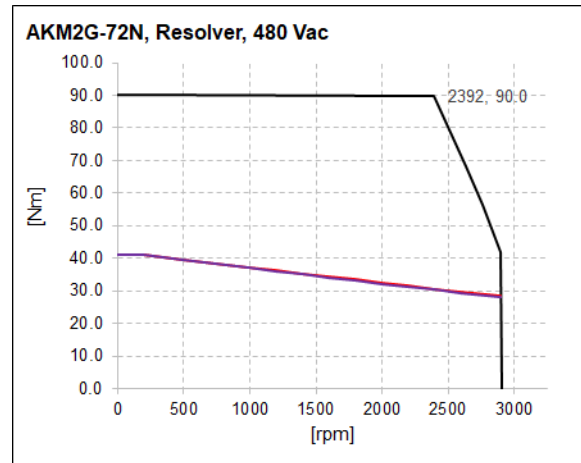
[b] Vbus: 240 VAC






[c] Vbus: 400 VAC



[d] Vbus: 480 VAC

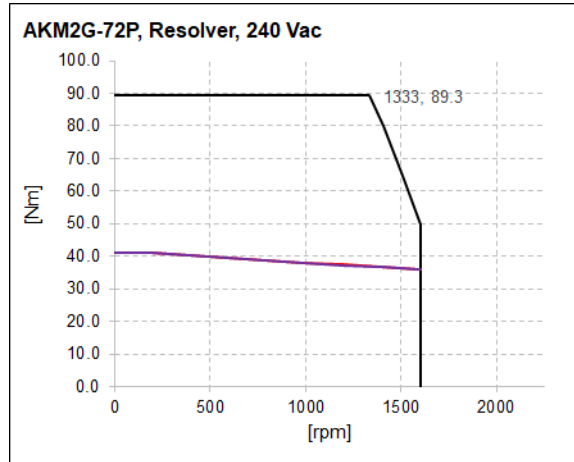


	Peak Torque [Tp]
	Continuous duty S1 [Tc], no brake, no shaft seal
	Continuous duty S1 [Tc], add brake, add shaft seal

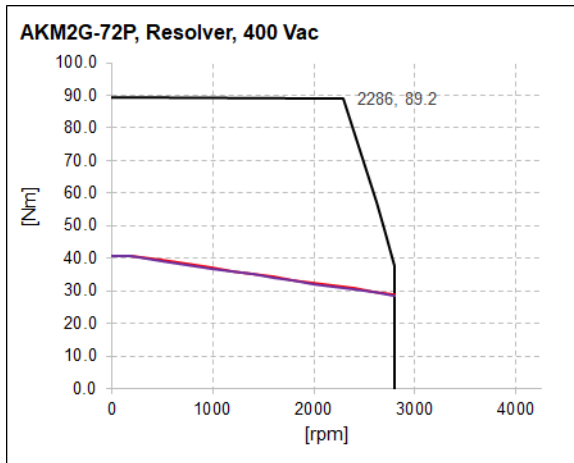
### 4.62 AKM2G-72P [Resolver Feedback]

Part Number: AKM2G-72PxxxxR-xx

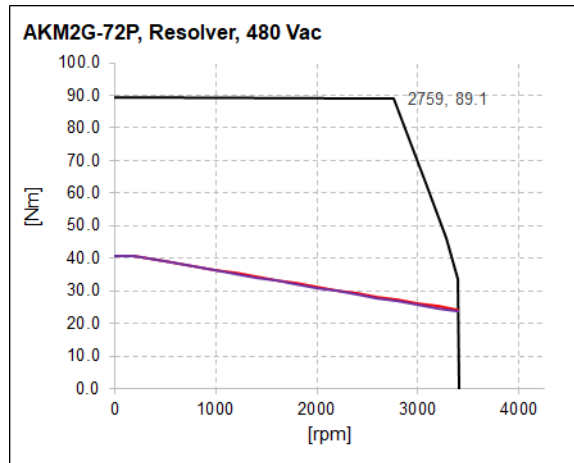
[b] Vbus: 240 VAC






[c] Vbus: 400 VAC



[d] Vbus: 480 VAC



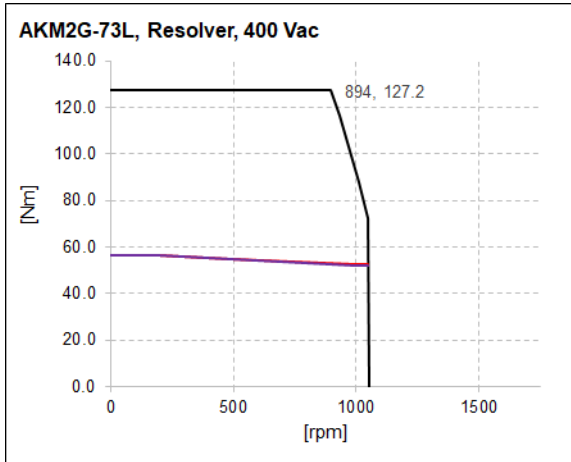
	Peak Torque [Tp]
	Continuous duty S1 [Tc], no brake, no shaft seal
	Continuous duty S1 [Tc], add brake, add shaft seal



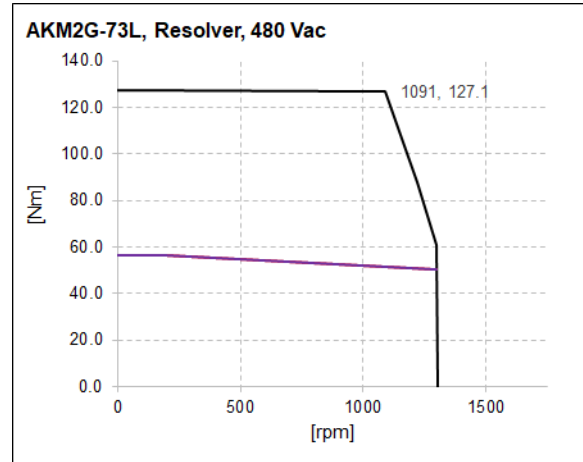
### 4.63 AKM2G-73L [Resolver Feedback]

Part Number: AKM2G-73LxxxxR-xx

[c] Vbus: 400 VAC



[d] Vbus: 480 VAC

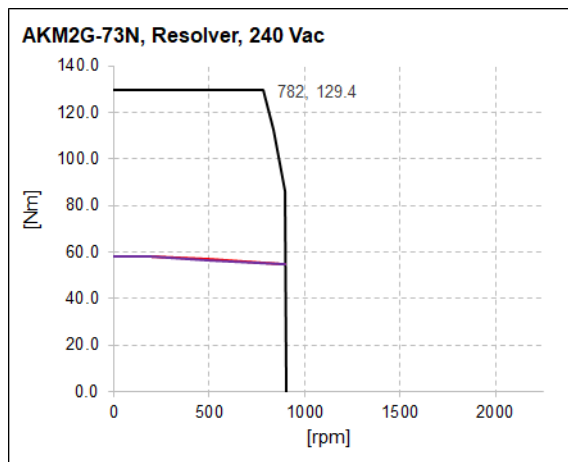


	Peak Torque [Tp]
	Continuous duty S1 [Tc], no brake, no shaft seal
	Continuous duty S1 [Tc], add brake, add shaft seal

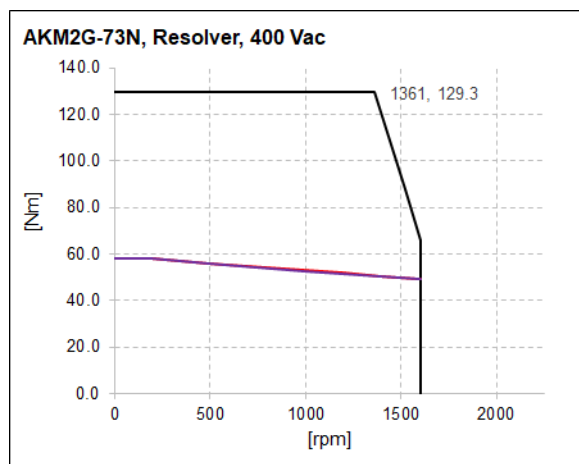
### 4.64 AKM2G-73N [Resolver Feedback]

Part Number: AKM2G-73NxxxxR-xx

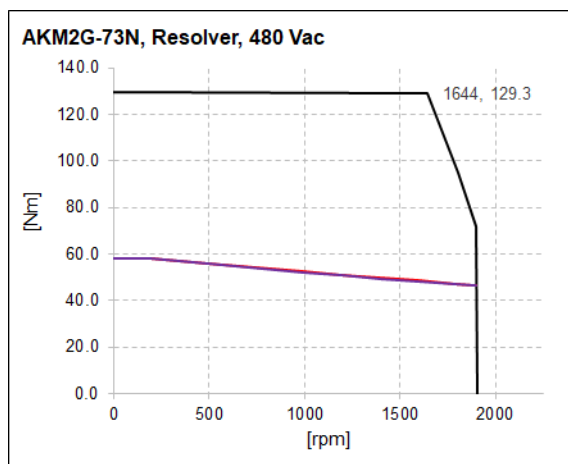
[b] Vbus: 240 VAC



[c] Vbus: 400 VAC



[d] Vbus: 480 VAC

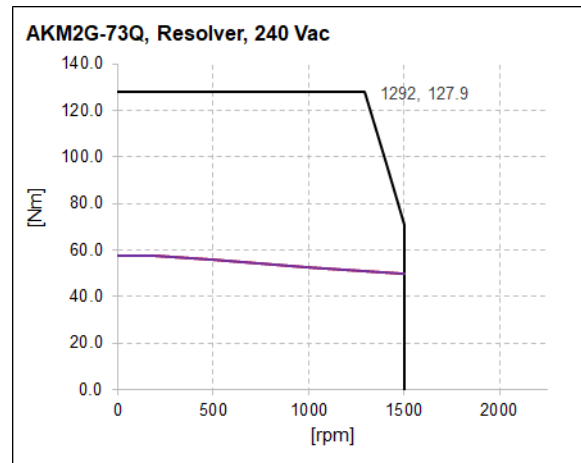


	Peak Torque [Tp]
	Continuous duty S1 [Tc], no brake, no shaft seal
	Continuous duty S1 [Tc], add brake, add shaft seal

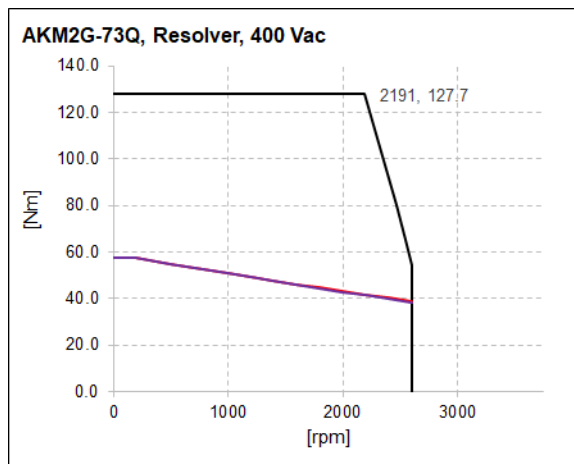
### 4.65 AKM2G-73Q [Resolver Feedback]

Part Number: AKM2G-73QxxxxR-xx

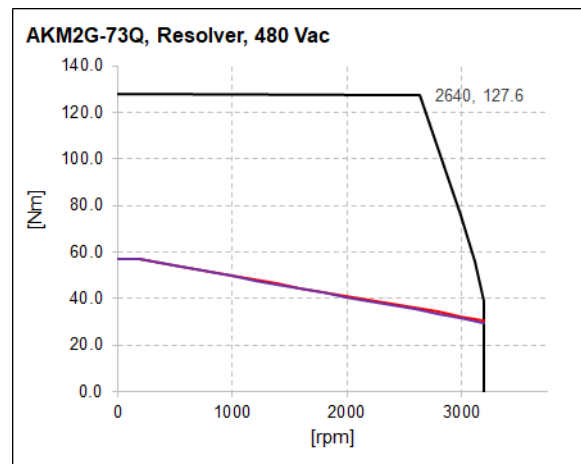
[b] Vbus: 240 VAC






[c] Vbus: 400 VAC



[d] Vbus: 480 VAC

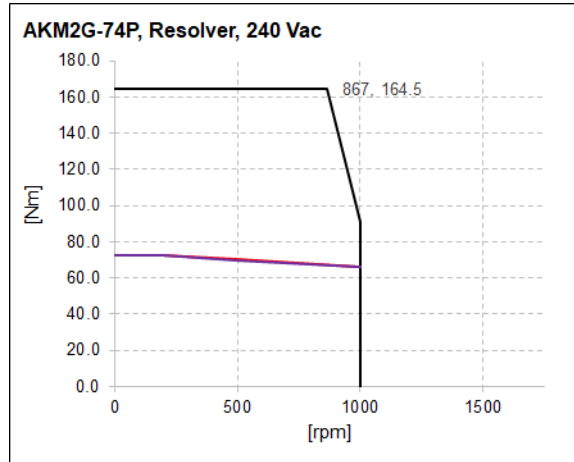


	Peak Torque [Tp]
	Continuous duty S1 [Tc], no brake, no shaft seal
	Continuous duty S1 [Tc], add brake, add shaft seal

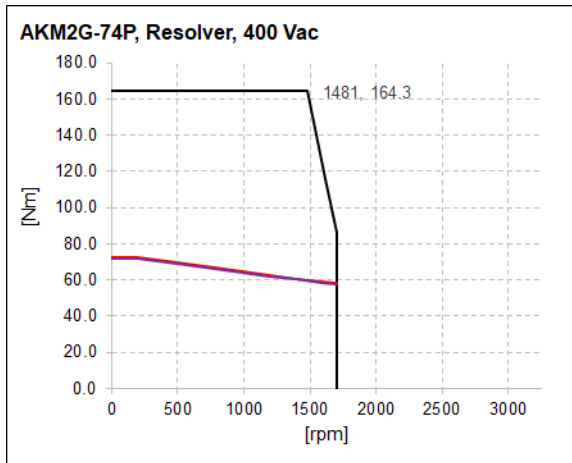
### 4.66 AKM2G-74P [Resolver Feedback]

Part Number: AKM2G-74PxxxxR-xx

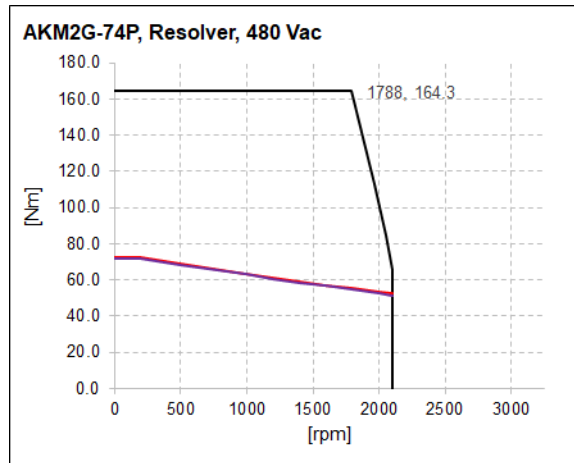
[b] Vbus: 240 VAC



[c] Vbus: 400 VAC



[d] Vbus: 480 VAC

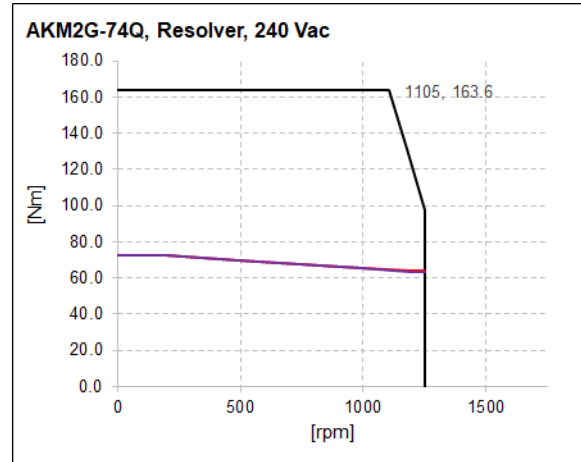


	Peak Torque [Tp]
	Continuous duty S1 [Tc], no brake, no shaft seal
	Continuous duty S1 [Tc], add brake, add shaft seal

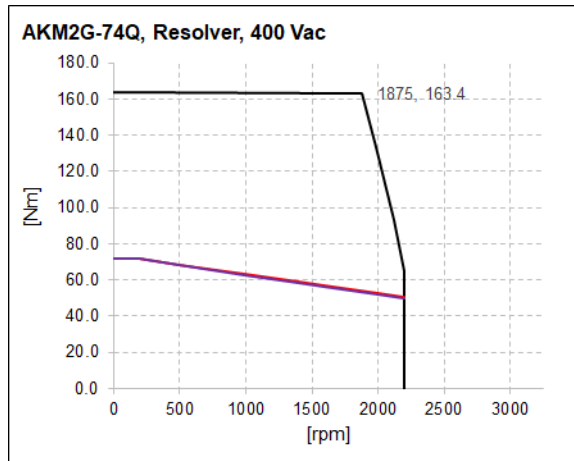
### 4.67 AKM2G-74Q [Resolver Feedback]

Part Number: AKM2G-74QxxxxR-xx

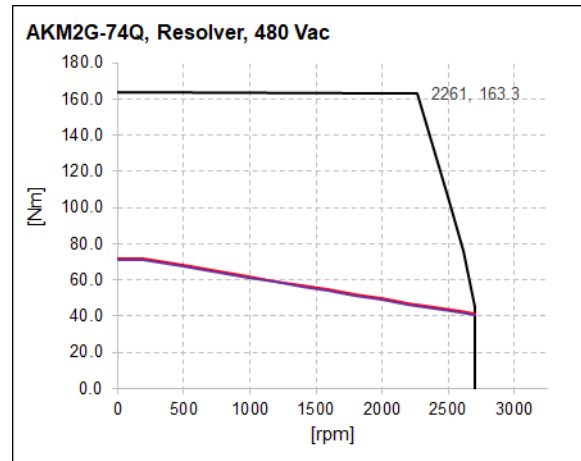
[b] Vbus: 240 VAC



[c] Vbus: 400 VAC



[d] Vbus: 480 VAC

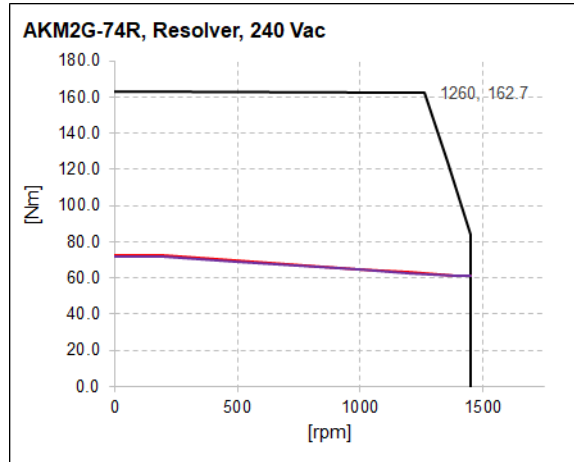


	Peak Torque [Tp]
	Continuous duty S1 [Tc], no brake, no shaft seal
	Continuous duty S1 [Tc], add brake, add shaft seal

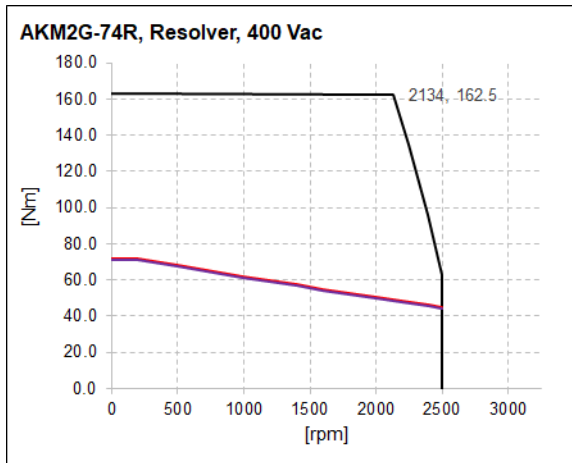
### 4.68 AKM2G-74R [Resolver Feedback]

Part Number: AKM2G-74RxxxxR-xx

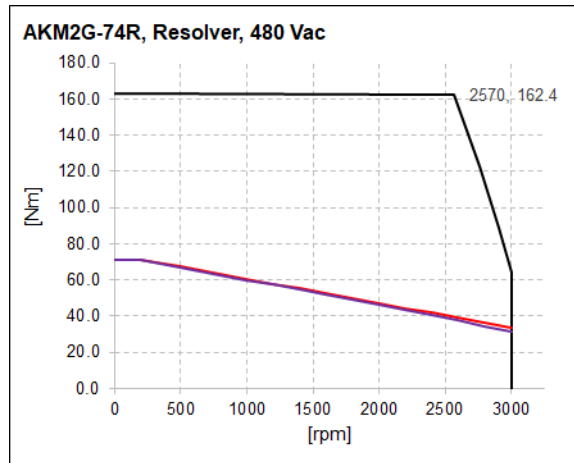
[b] Vbus: 240 VAC






[c] Vbus: 400 VAC



[d] Vbus: 480 VAC



	Peak Torque [Tp]
	Continuous duty S1 [Tc], no brake, no shaft seal
	Continuous duty S1 [Tc], add brake, add shaft seal

## 5 SFD3 [CA]

5.1	AKM2G-21D [SFD3 Feedback]	217
5.2	AKM2G-21E [SFD3 Feedback]	218
5.3	AKM2G-21G [SFD3 Feedback]	219
5.4	AKM2G-22D [SFD3 Feedback]	220
5.5	AKM2G-22E [SFD3 Feedback]	221
5.6	AKM2G-23D [SFD3 Feedback]	222
5.7	AKM2G-23E [SFD3 Feedback]	223
5.8	AKM2G-23F [SFD3 Feedback]	224
5.9	AKM2G-24D [SFD3 Feedback]	225
5.10	AKM2G-24E [SFD3 Feedback]	226
5.11	AKM2G-24F [SFD3 Feedback]	227
5.12	AKM2G-31C [SFD3 Feedback]	228
5.13	AKM2G-31D [SFD3 Feedback]	229
5.14	AKM2G-31E [SFD3 Feedback]	230
5.15	AKM2G-32D [SFD3 Feedback]	231
5.16	AKM2G-32E [SFD3 Feedback]	232
5.17	AKM2G-32G [SFD3 Feedback]	233
5.18	AKM2G-33E [SFD3 Feedback]	234
5.19	AKM2G-33G [SFD3 Feedback]	235
5.20	AKM2G-33H [SFD3 Feedback]	236
5.21	AKM2G-41D [SFD3 Feedback]	237
5.22	AKM2G-41E [SFD3 Feedback]	238
5.23	AKM2G-41G [SFD3 Feedback]	239
5.24	AKM2G-42D [SFD3 Feedback]	240
5.25	AKM2G-42E [SFD3 Feedback]	241
5.26	AKM2G-42H [SFD3 Feedback]	242
5.27	AKM2G-43D [SFD3 Feedback]	243
5.28	AKM2G-43G [SFD3 Feedback]	244
5.29	AKM2G-43I [SFD3 Feedback]	245
5.30	AKM2G-44E [SFD3 Feedback]	246
5.31	AKM2G-44H [SFD3 Feedback]	247
5.32	AKM2G-44J [SFD3 Feedback]	248
5.33	AKM2G-51H [SFD3 Feedback]	249
5.34	AKM2G-51I [SFD3 Feedback]	250
5.35	AKM2G-51K [SFD3 Feedback]	251
5.36	AKM2G-52H [SFD3 Feedback]	252
5.37	AKM2G-51K [SFD3 Feedback]	253
5.38	AKM2G-52L [SFD3 Feedback]	254
5.39	AKM2G-53H [SFD3 Feedback]	255
5.40	AKM2G-53L [SFD3 Feedback]	256
5.41	AKM2G-53M [SFD3 Feedback]	257
5.42	AKM2G-54L [SFD3 Feedback]	258
5.43	AKM2G-54M [SFD3 Feedback]	259
5.44	AKM2G-54N [SFD3 Feedback]	260
5.45	AKM2G-62K [SFD3 Feedback]	261
5.46	AKM2G-62L [SFD3 Feedback]	262
5.47	AKM2G-62M [SFD3 Feedback]	263
5.48	AKM2G-63K [SFD3 Feedback]	264

---

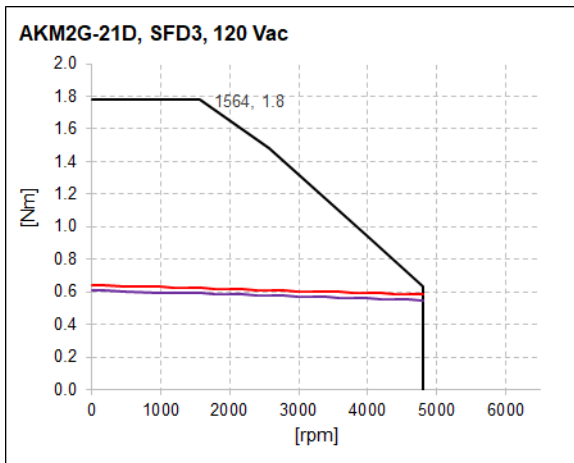
<b>5.49</b>	<b>AKM2G-63M [SFD3 Feedback]</b>	<b>265</b>
<b>5.50</b>	<b>AKM2G-63N [SFD3 Feedback]</b>	<b>266</b>
<b>5.51</b>	<b>AKM2G-64L [SFD3 Feedback]</b>	<b>267</b>
<b>5.52</b>	<b>AKM2G-64M [SFD3 Feedback]</b>	<b>268</b>
<b>5.53</b>	<b>AKM2G-64N [SFD3 Feedback]</b>	<b>269</b>
<b>5.54</b>	<b>AKM2G-65L [SFD3 Feedback]</b>	<b>270</b>
<b>5.55</b>	<b>AKM2G-65M [SFD3 Feedback]</b>	<b>271</b>
<b>5.56</b>	<b>AKM2G-65N [SFD3 Feedback]</b>	<b>272</b>
<b>5.57</b>	<b>AKM2G-71L [SFD3 Feedback]</b>	<b>273</b>
<b>5.58</b>	<b>AKM2G-71N [SFD3 Feedback]</b>	<b>274</b>
<b>5.59</b>	<b>AKM2G-71P [SFD3 Feedback]</b>	<b>275</b>
<b>5.60</b>	<b>AKM2G-72L [SFD3 Feedback]</b>	<b>276</b>
<b>5.61</b>	<b>AKM2G-72N [SFD3 Feedback]</b>	<b>277</b>
<b>5.62</b>	<b>AKM2G-72P [SFD3 Feedback]</b>	<b>278</b>
<b>5.63</b>	<b>AKM2G-73L [SFD3 Feedback]</b>	<b>279</b>
<b>5.64</b>	<b>AKM2G-73N [SFD3 Feedback]</b>	<b>280</b>
<b>5.65</b>	<b>AKM2G-73Q [SFD3 Feedback]</b>	<b>281</b>
<b>5.66</b>	<b>AKM2G-74P [SFD3 Feedback]</b>	<b>282</b>
<b>5.67</b>	<b>AKM2G-74Q [SFD3 Feedback]</b>	<b>283</b>
<b>5.68</b>	<b>AKM2G-74R [SFD3 Feedback]</b>	<b>284</b>



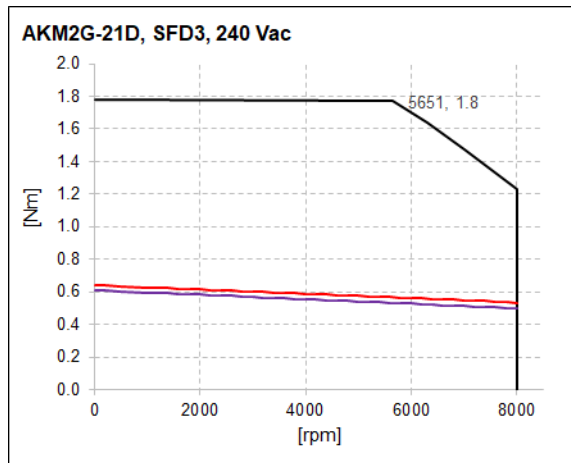
### 5.1 AKM2G-21D [SFD3 Feedback]

Part Number: AKM2G-21DxxxxCAxx

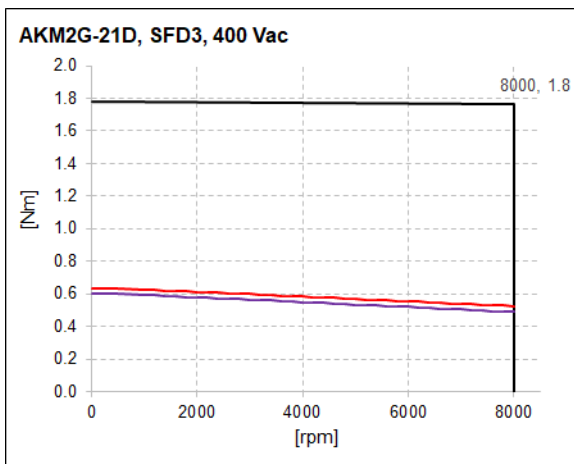
[a] Vbus: 120 VAC



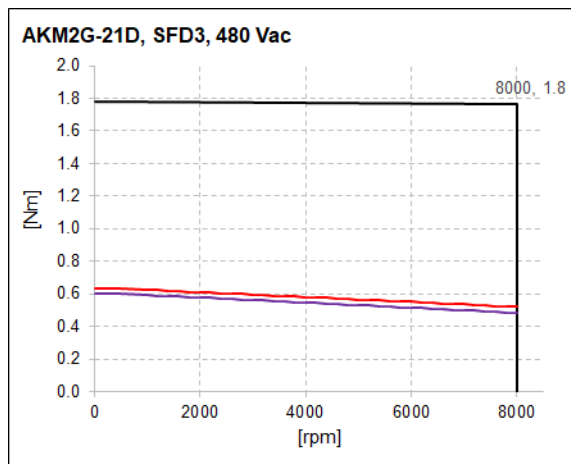
[b] Vbus: 240 VAC



[c] Vbus: 400 VAC



[d] Vbus: 480 VAC



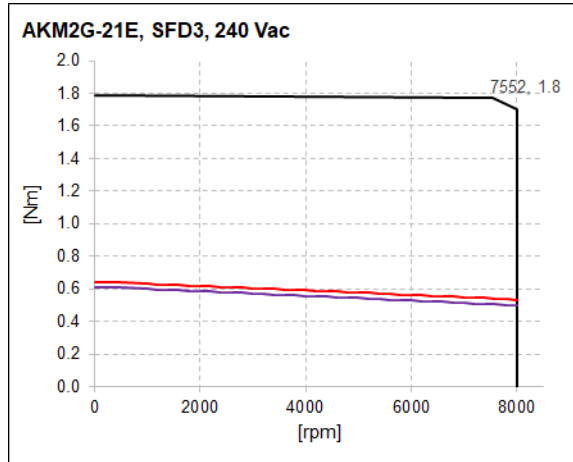
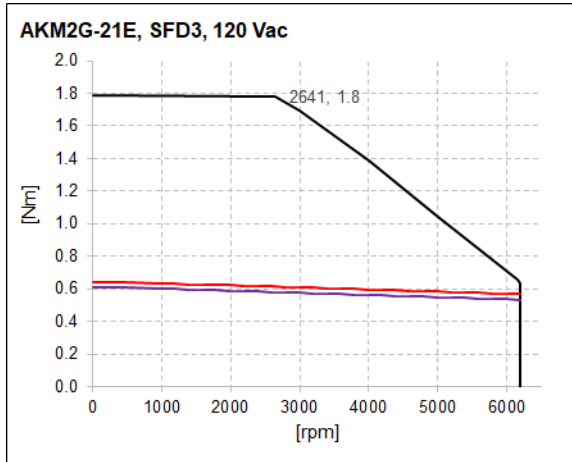
	Peak Torque [Tp]
	Continuous duty S1 [Tc], no brake, no shaft seal
	Continuous duty S1 [Tc], add brake, add shaft seal




## 5.2 AKM2G-21E [SFD3 Feedback]

Part Number: AKM2G-21ExxxxCAxx

[a] Vbus: 120 VAC

[b] Vbus: 240 VAC

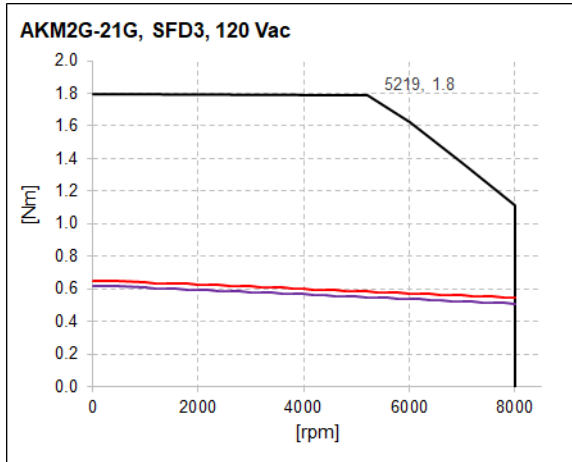





	Peak Torque [Tp]
	Continuous duty S1 [Tc], no brake, no shaft seal
	Continuous duty S1 [Tc], add brake, add shaft seal

### 5.3 AKM2G-21G [SFD3 Feedback]

Part Number: AKM2G-21GxxxxCAxx

[a] Vbus: 120 VAC

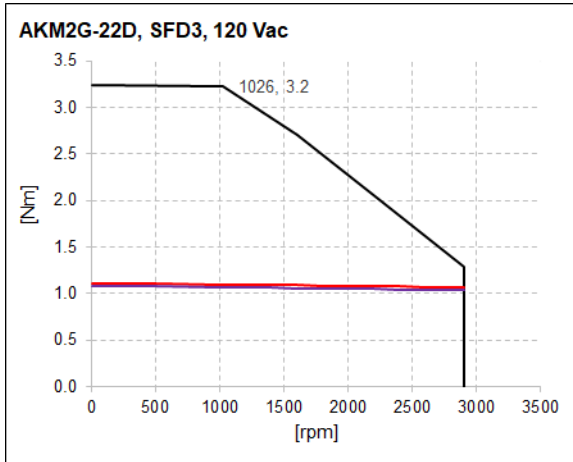


	Peak Torque [Tp]
	Continuous duty S1 [Tc], no brake, no shaft seal
	Continuous duty S1 [Tc], add brake, add shaft seal

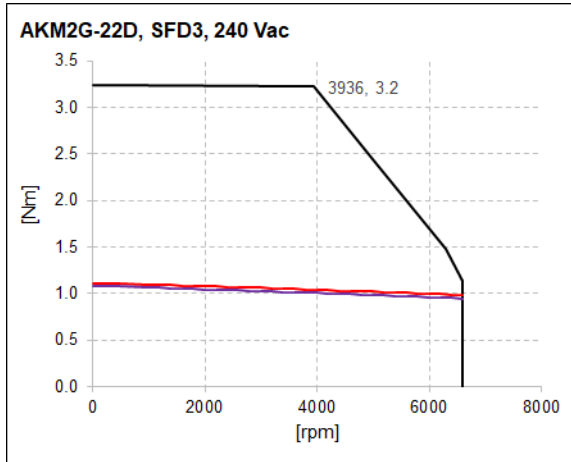
### 5.4 AKM2G-22D [SFD3 Feedback]

Part Number: AKM2G-22DxxxxCAxx

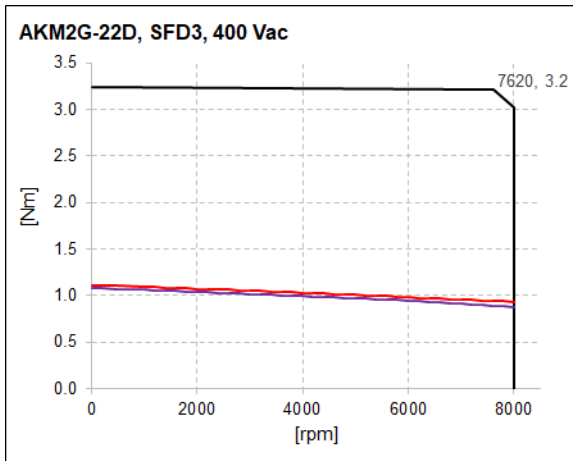
[a] Vbus: 120 VAC



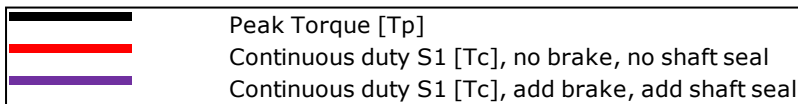
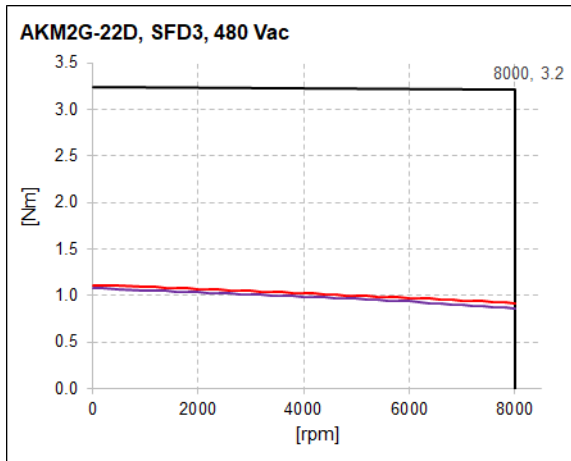
[b] Vbus: 240 VAC



[c] Vbus: 400 VAC



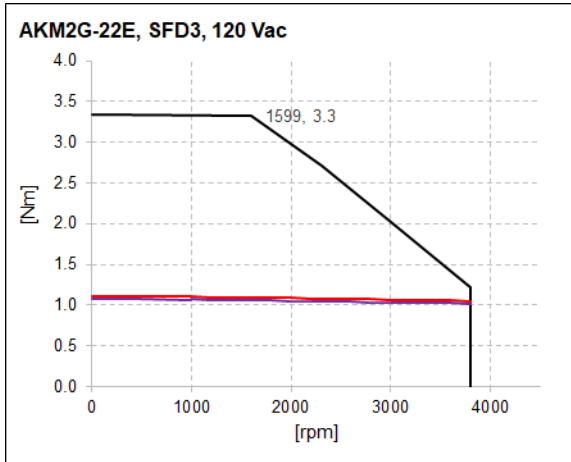
[d] Vbus: 480 VAC



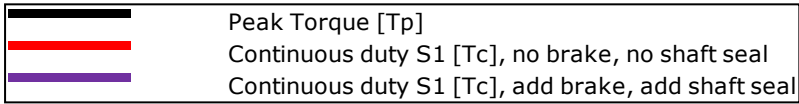
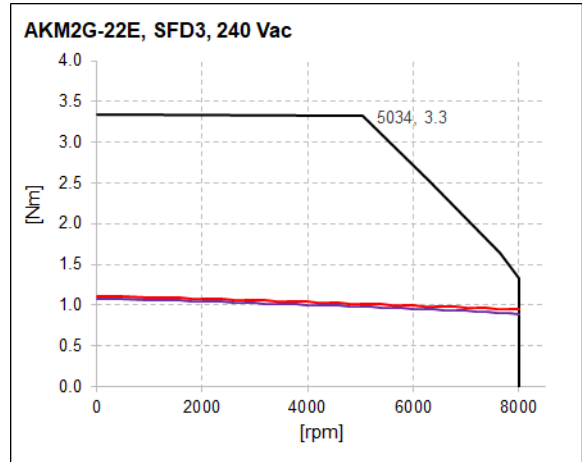
### 5.5 AKM2G-22E [SFD3 Feedback]

Part Number: AKM2G-22ExxxxCAxx

[a] Vbus: 120 VAC



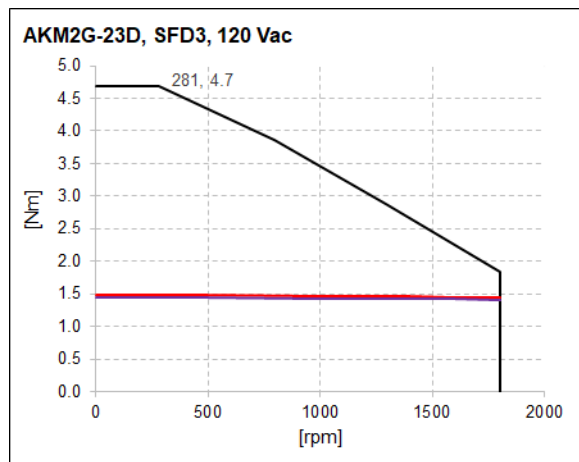
[b] Vbus: 240 VAC



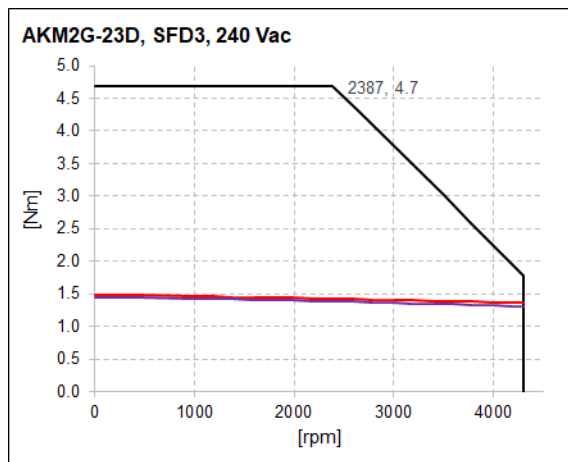
## 5.6 AKM2G-23D [SFD3 Feedback]

Part Number: AKM2G-23DxxxxCAxx

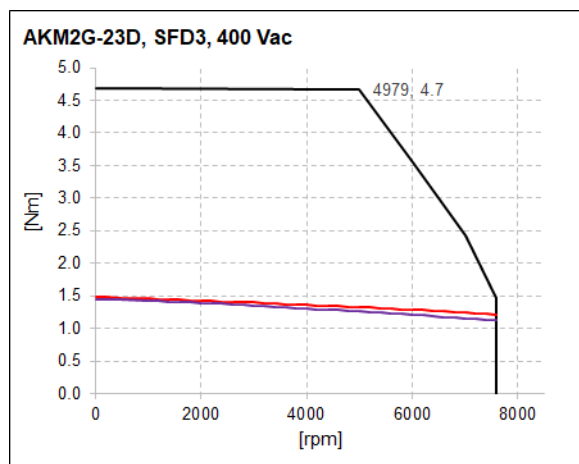
[a] Vbus: 120 VAC



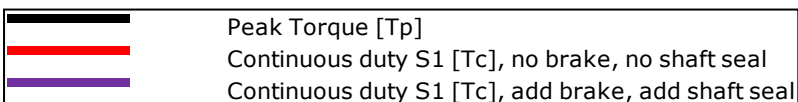
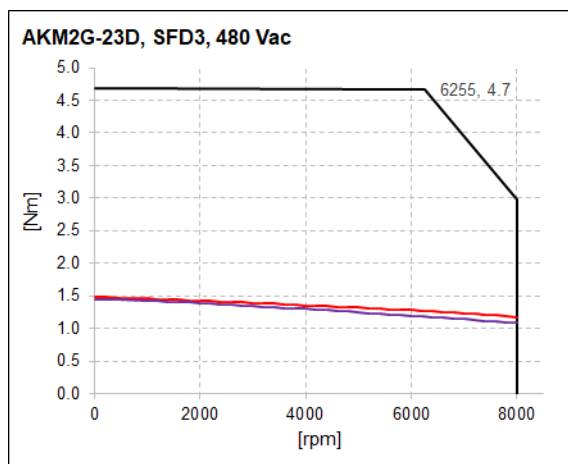
[b] Vbus: 240 VAC



[c] Vbus: 400 VAC



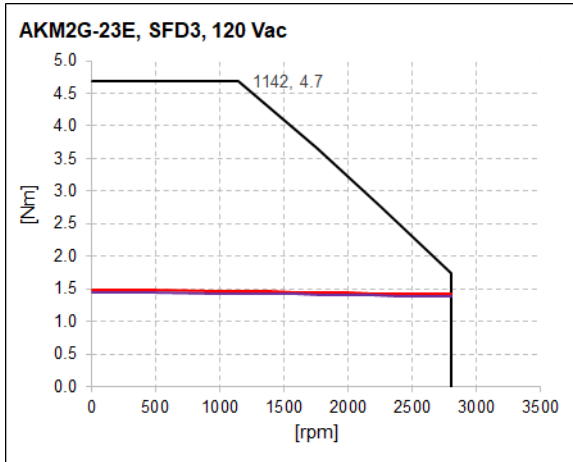
[d] Vbus: 480 VAC



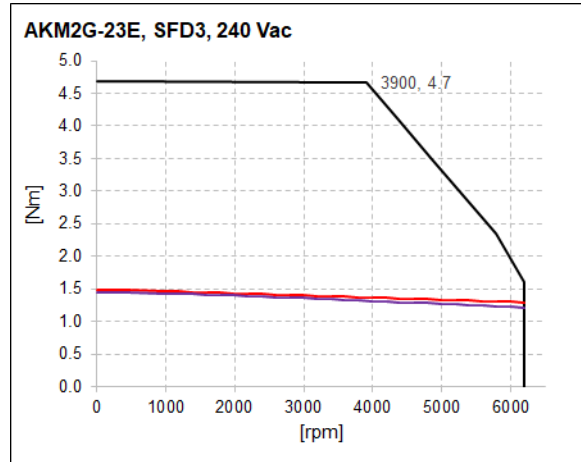
### 5.7 AKM2G-23E [SFD3 Feedback]

Part Number: AKM2G-23ExxxxCAxx

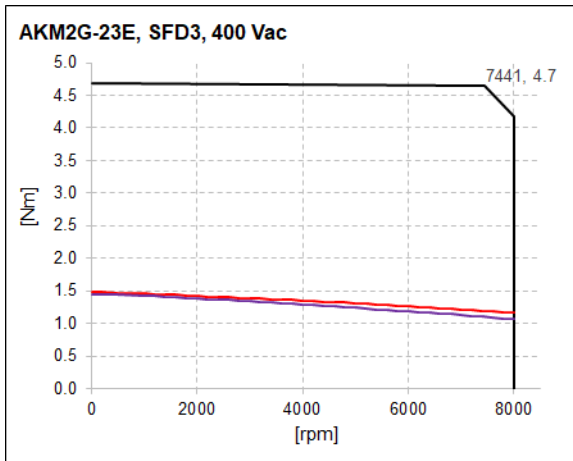
[a] Vbus: 120 VAC



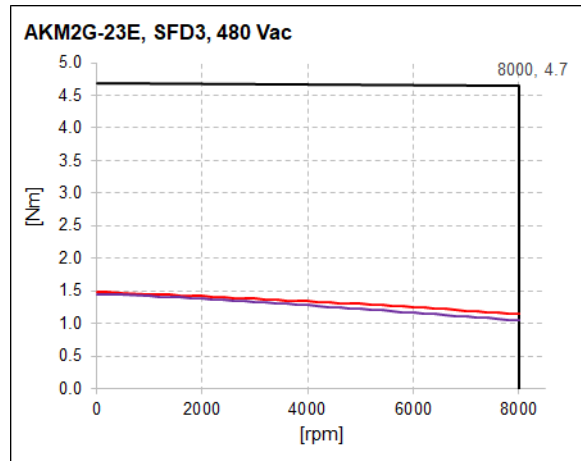
[b] Vbus: 240 VAC



[c] Vbus: 400 VAC



[d] Vbus: 480 VAC



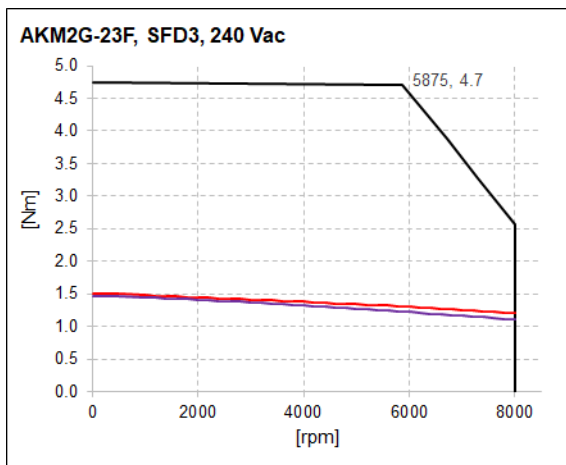
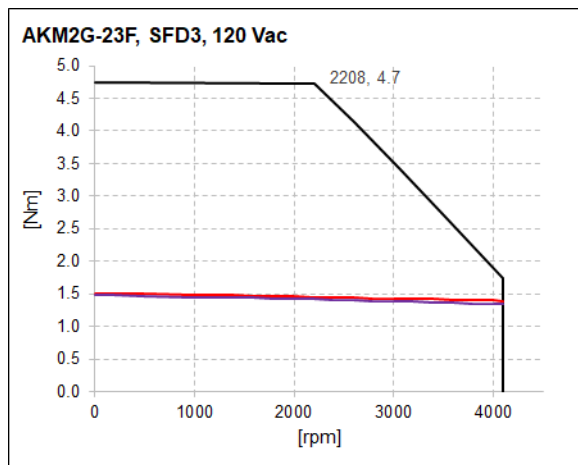
	Peak Torque [Tp]
	Continuous duty S1 [Tc], no brake, no shaft seal
	Continuous duty S1 [Tc], add brake, add shaft seal




### 5.8 AKM2G-23F [SFD3 Feedback]

Part Number: AKM2G-23FxxxxCAxx

[a] Vbus: 120 VAC

[b] Vbus: 240 VAC



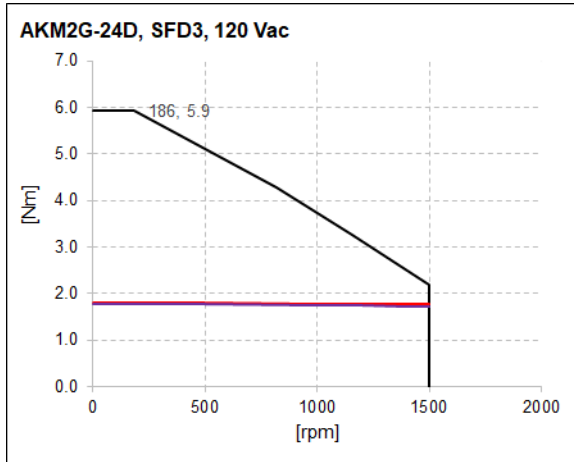
	Peak Torque [Tp]
	Continuous duty S1 [Tc], no brake, no shaft seal
	Continuous duty S1 [Tc], add brake, add shaft seal



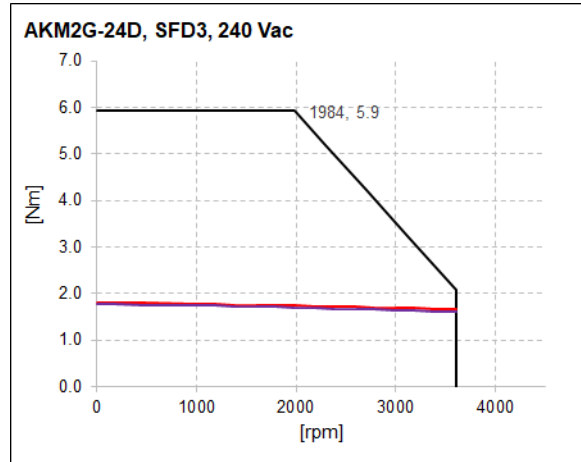
### 5.9 AKM2G-24D [SFD3 Feedback]

Part Number: AKM2G-24DxxxxCAxx

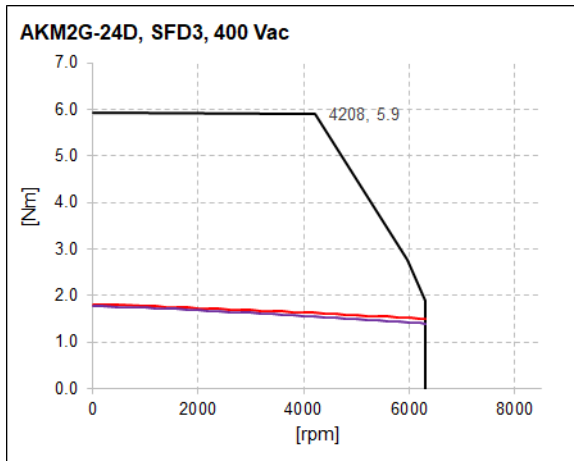
[a] Vbus: 120 VAC



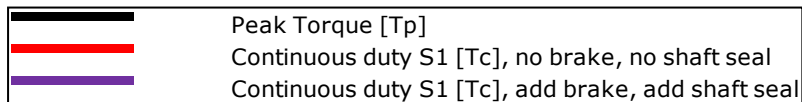
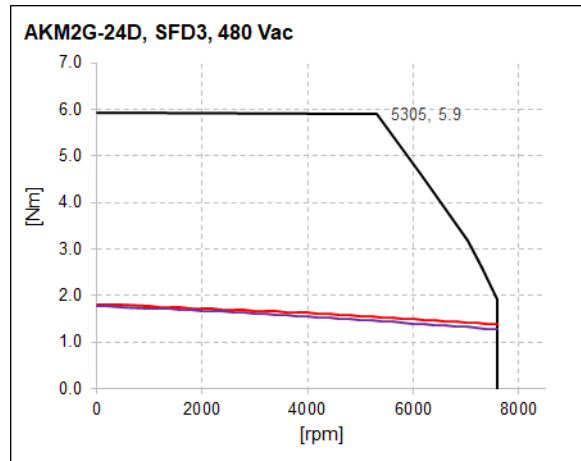
[b] Vbus: 240 VAC



[c] Vbus: 400 VAC



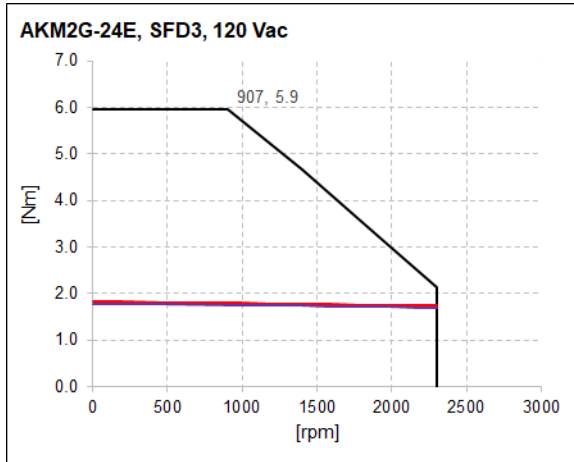
[d] Vbus: 480 VAC



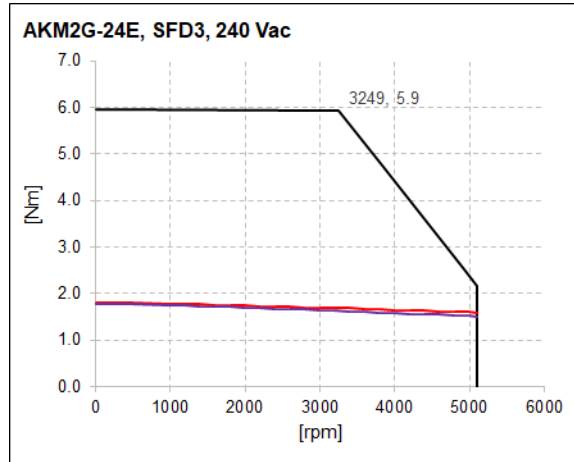
### 5.10 AKM2G-24E [SFD3 Feedback]

Part Number: AKM2G-24ExxxxCAxx

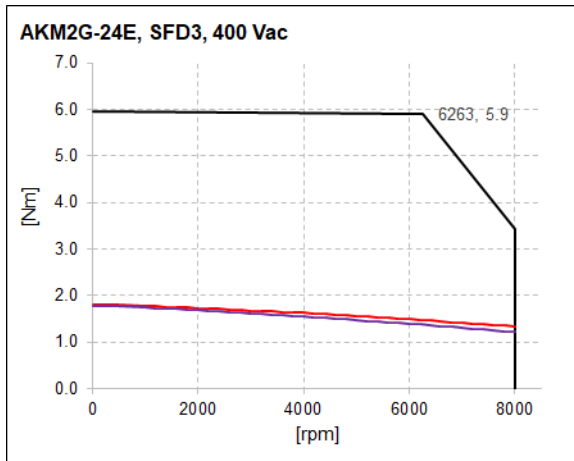
[a] Vbus: 120 VAC



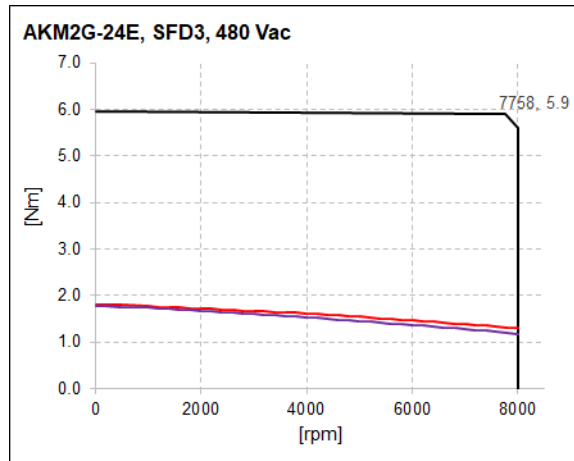
[b] Vbus: 240 VAC






[c] Vbus: 400 VAC



[d] Vbus: 480 VAC

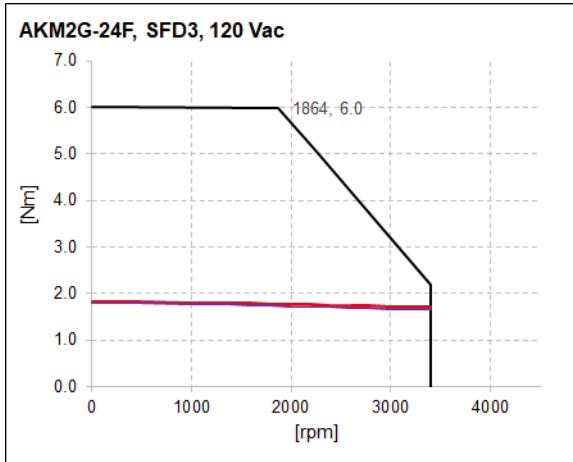


	Peak Torque [Tp]
	Continuous duty S1 [Tc], no brake, no shaft seal
	Continuous duty S1 [Tc], add brake, add shaft seal

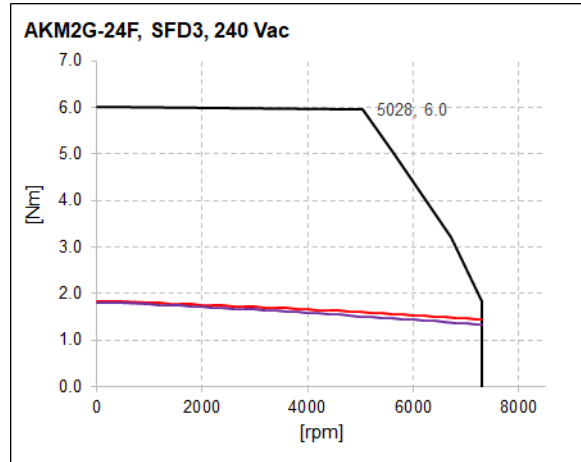
### 5.11 AKM2G-24F [SFD3 Feedback]

Part Number: AKM2G-24FxxxxCAxx

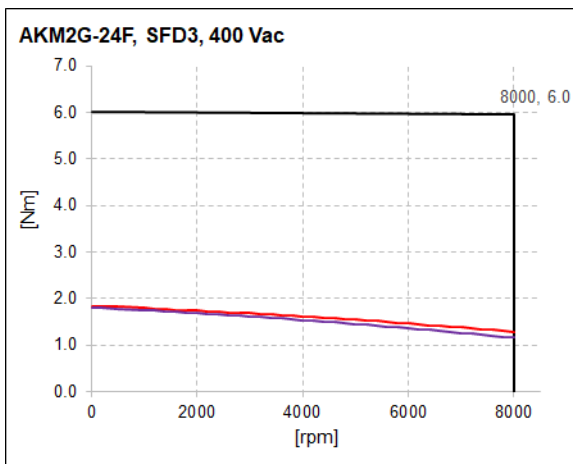
[a] Vbus: 120 VAC



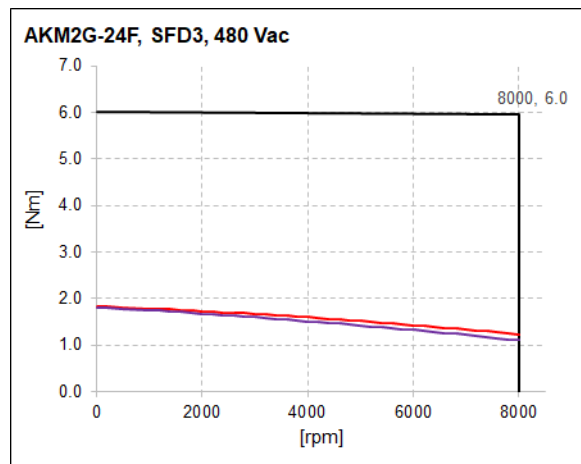
[b] Vbus: 240 VAC






[c] Vbus: 400 VAC



[d] Vbus: 480 VAC

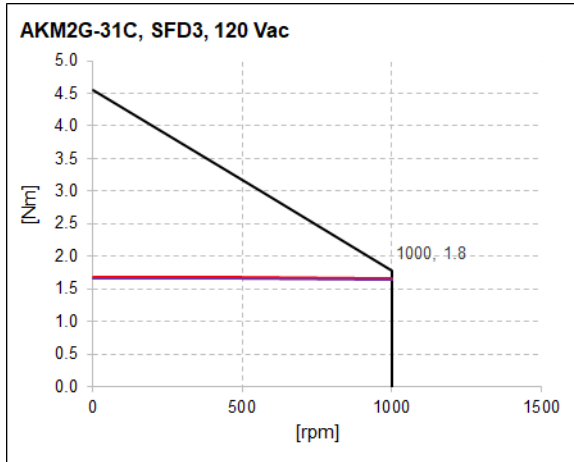


	Peak Torque [Tp]
	Continuous duty S1 [Tc], no brake, no shaft seal
	Continuous duty S1 [Tc], add brake, add shaft seal

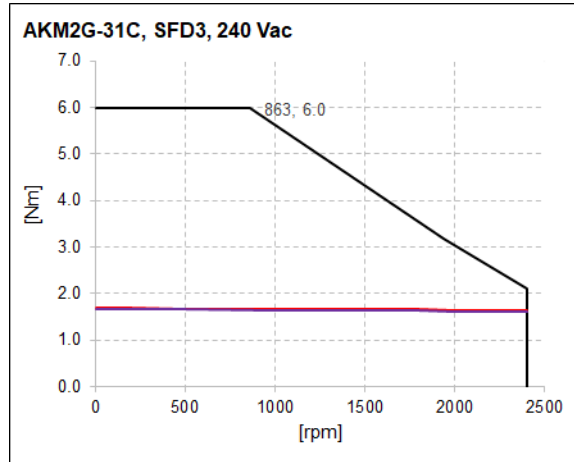
### 5.12 AKM2G-31C [SFD3 Feedback]

Part Number: AKM2G-31CxxxxCAxx

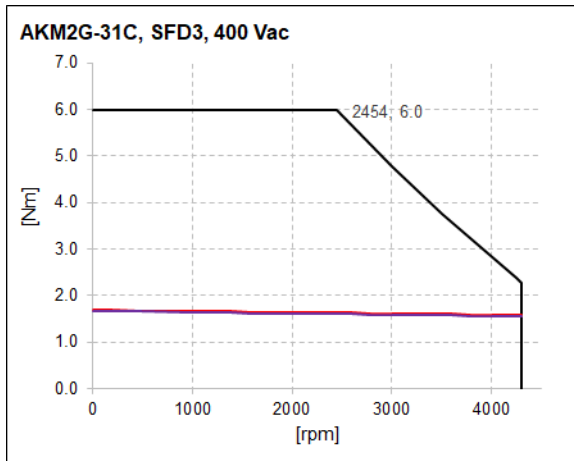
[a] Vbus: 120 VAC



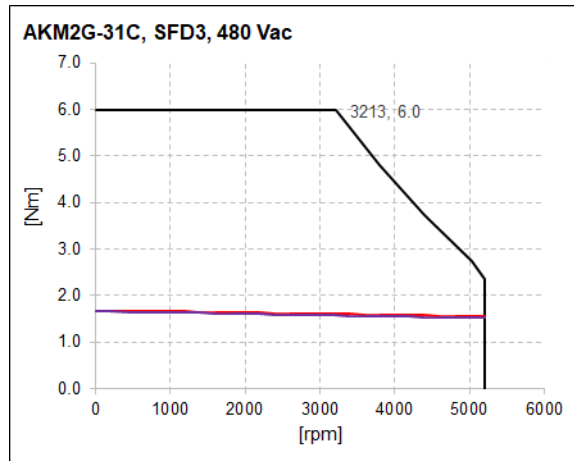
[b] Vbus: 240 VAC



[c] Vbus: 400 VAC



[d] Vbus: 480 VAC

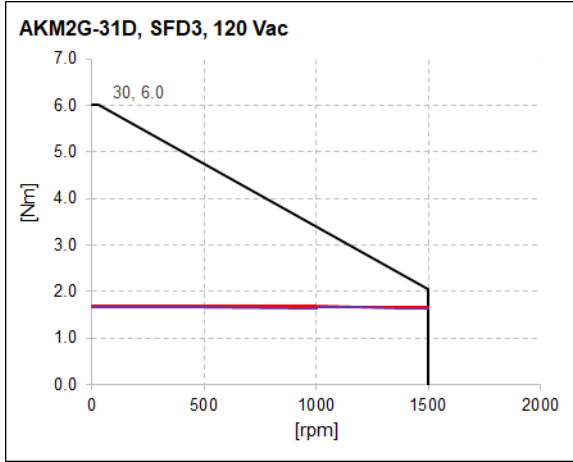


	Peak Torque [Tp]
	Continuous duty S1 [Tc], no brake, no shaft seal
	Continuous duty S1 [Tc], add brake, add shaft seal

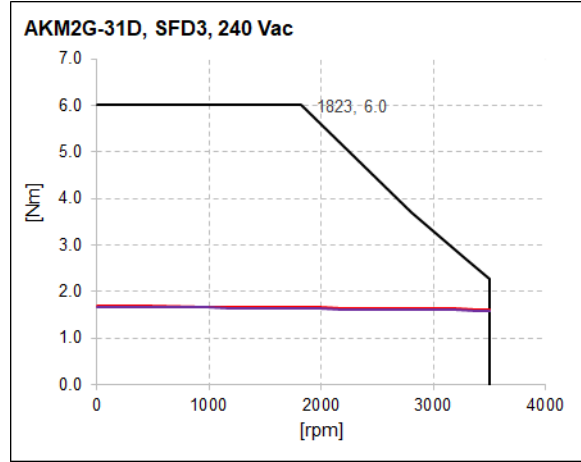
### 5.13 AKM2G-31D [SFD3 Feedback]

Part Number: AKM2G-31DxxxxCAxx

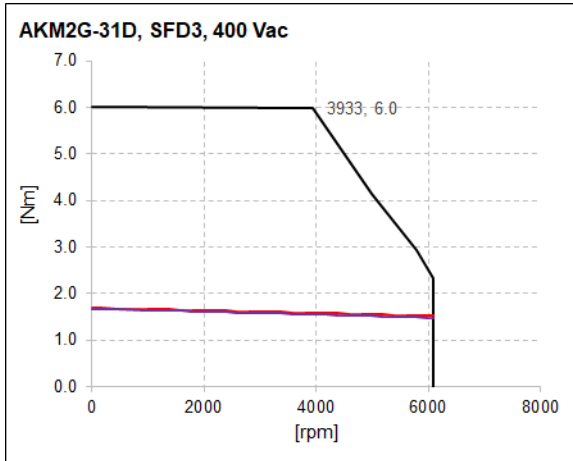
[a] Vbus: 120 VAC



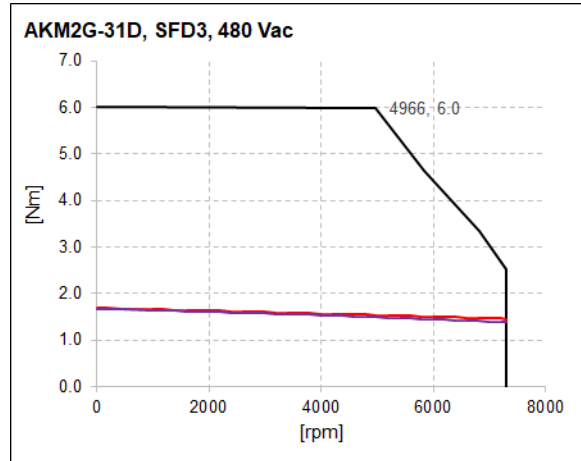
[b] Vbus: 240 VAC






[c] Vbus: 400 VAC



[d] Vbus: 480 VAC

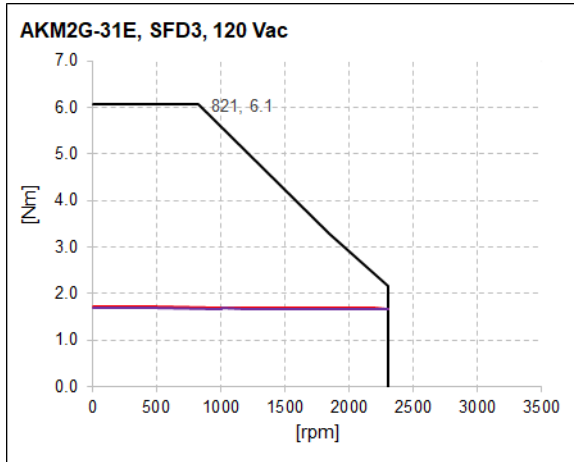


	Peak Torque [Tp]
	Continuous duty S1 [Tc], no brake, no shaft seal
	Continuous duty S1 [Tc], add brake, add shaft seal

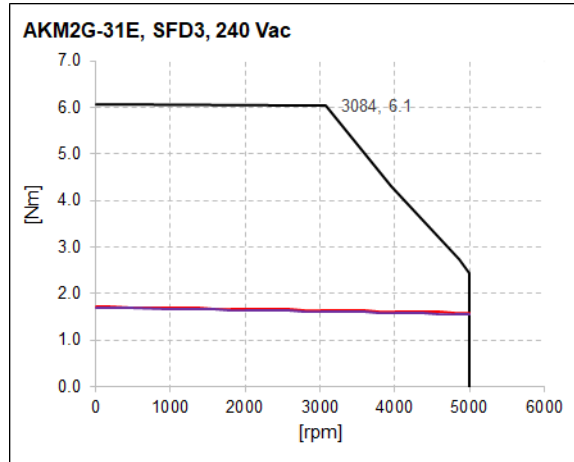
### 5.14 AKM2G-31E [SFD3 Feedback]

Part Number: AKM2G-31ExxxxCAxx

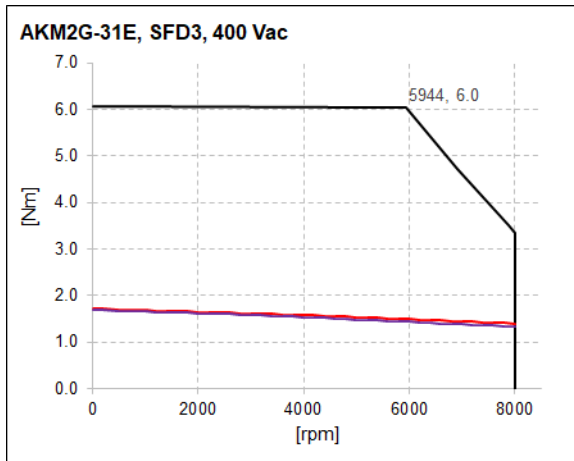
[a] Vbus: 120 VAC



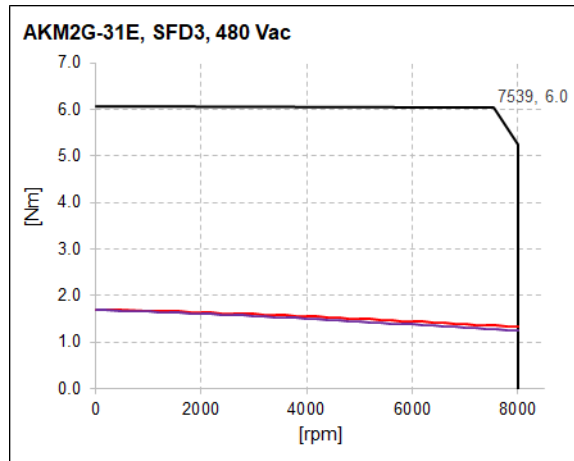
[b] Vbus: 240 VAC



[c] Vbus: 400 VAC



[d] Vbus: 480 VAC

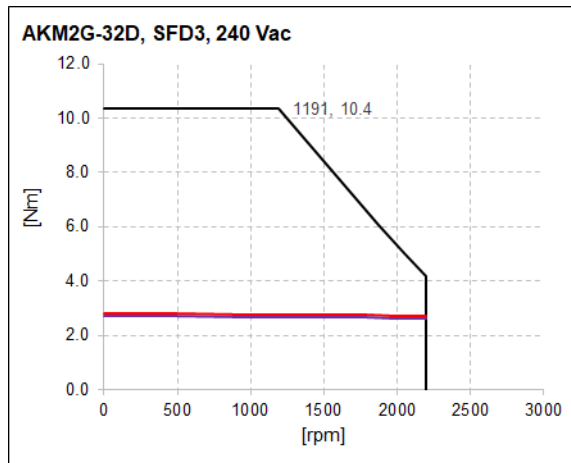


	Peak Torque [Tp]
	Continuous duty S1 [Tc], no brake, no shaft seal
	Continuous duty S1 [Tc], add brake, add shaft seal

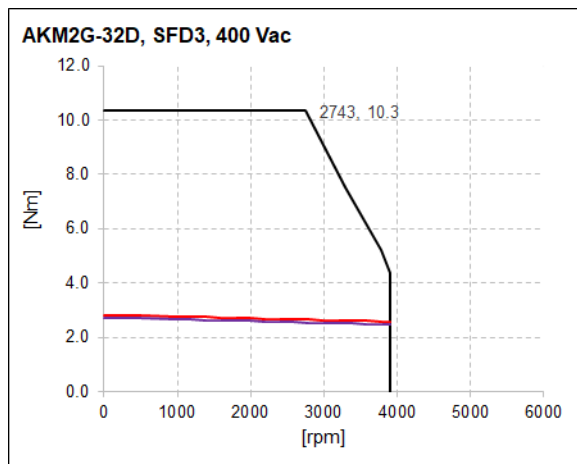
### 5.15 AKM2G-32D [SFD3 Feedback]

Part Number: AKM2G-32DxxxxCAxx

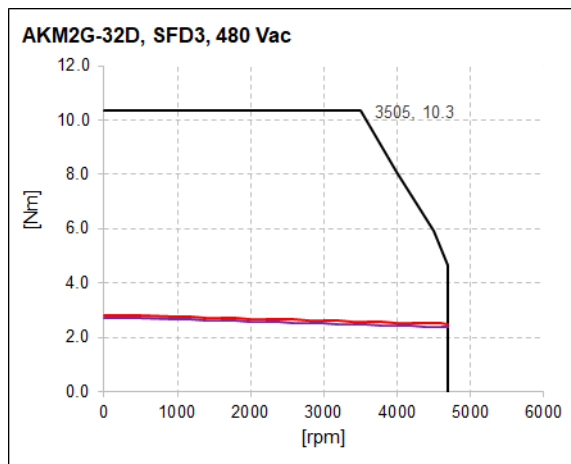
[b] Vbus: 240 VAC






[c] Vbus: 400 VAC



[d] Vbus: 480 VAC



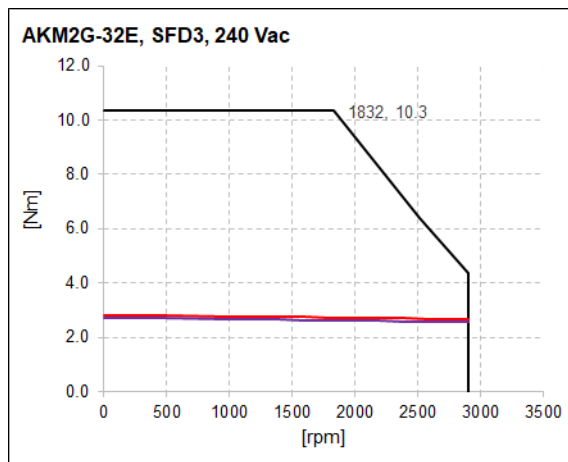
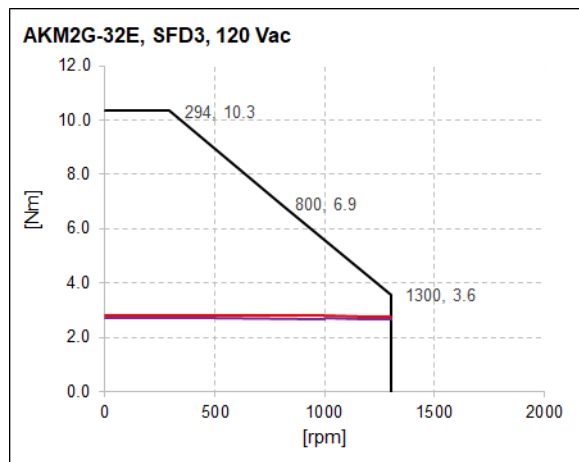
	Peak Torque [Tp]
	Continuous duty S1 [Tc], no brake, no shaft seal
	Continuous duty S1 [Tc], add brake, add shaft seal

### 5.16 AKM2G-32E [SFD3 Feedback]

Part Number: AKM2G-32ExxxxCAxx

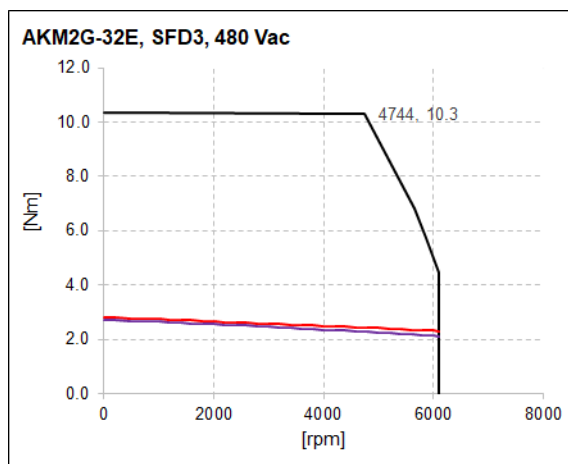
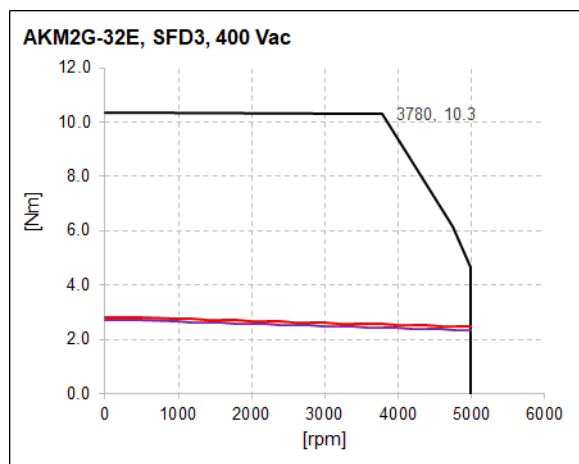
[a] Vbus: 120 VAC

[b] Vbus: 240 VAC



[c] Vbus: 400 VAC

[d] Vbus: 480 VAC



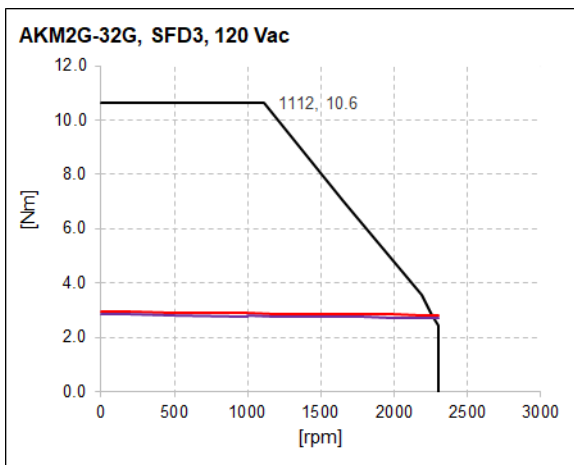
	Peak Torque [Tp]
	Continuous duty S1 [Tc], no brake, no shaft seal
	Continuous duty S1 [Tc], add brake, add shaft seal



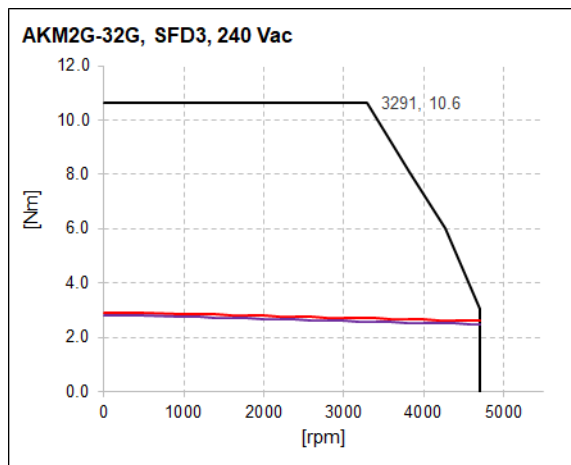
### 5.17 AKM2G-32G [SFD3 Feedback]

Part Number: AKM2G-32GxxxxCAxx

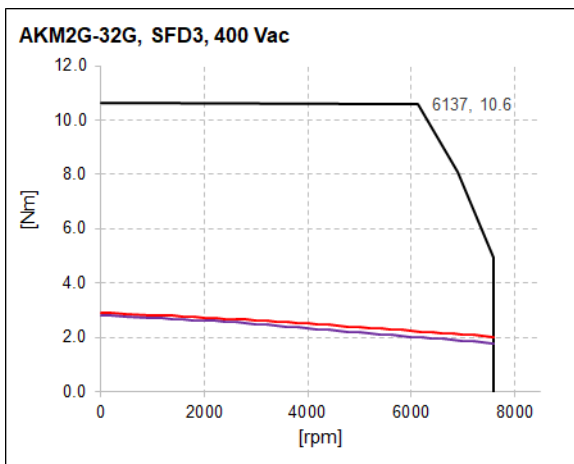
[a] Vbus: 120 VAC



[b] Vbus: 240 VAC



[c] Vbus: 400 VAC

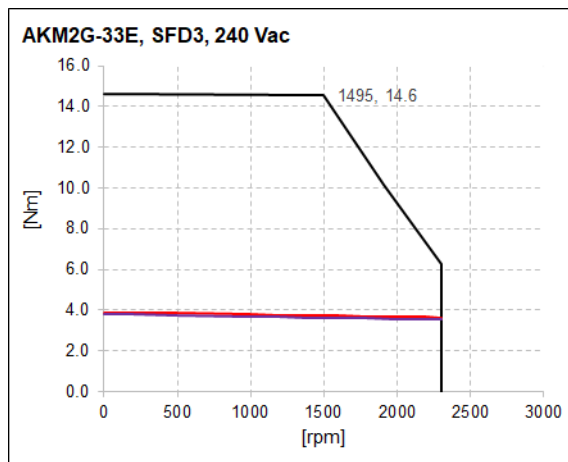


	Peak Torque [Tp]
	Continuous duty S1 [Tc], no brake, no shaft seal
	Continuous duty S1 [Tc], add brake, add shaft seal

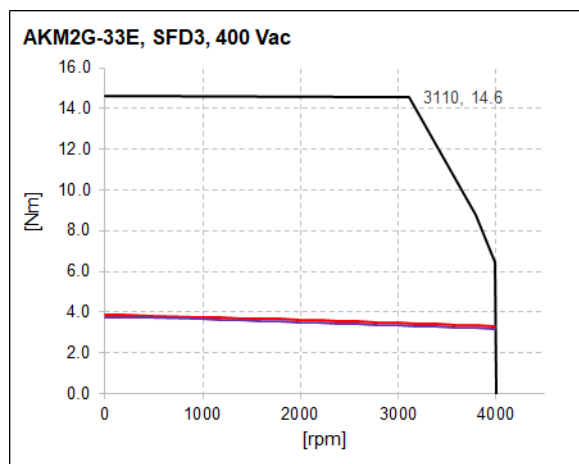
### 5.18 AKM2G-33E [SFD3 Feedback]

Part Number: AKM2G-33ExxxxCAxx

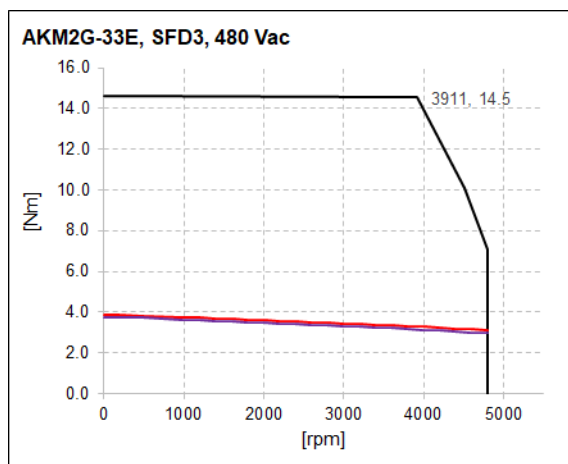
[b] Vbus: 240 VAC






[c] Vbus: 400 VAC



[d] Vbus: 480 VAC

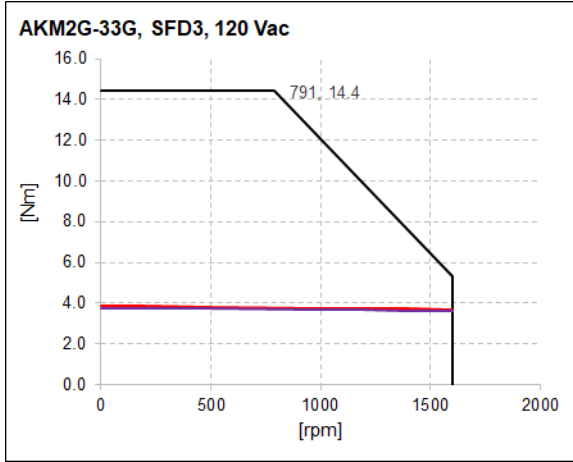


	Peak Torque [Tp]
	Continuous duty S1 [Tc], no brake, no shaft seal
	Continuous duty S1 [Tc], add brake, add shaft seal

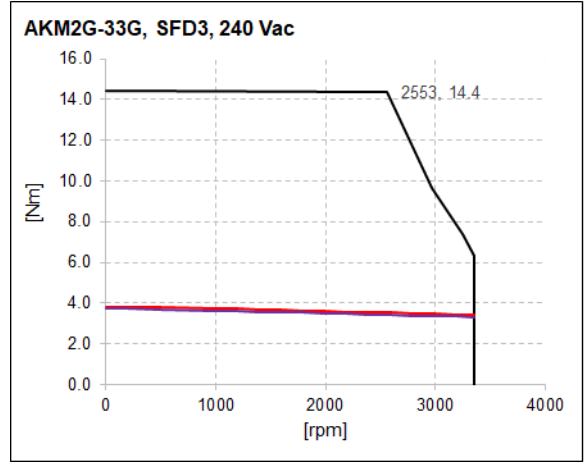
### 5.19 AKM2G-33G [SFD3 Feedback]

Part Number: AKM2G-33GxxxxCAxx

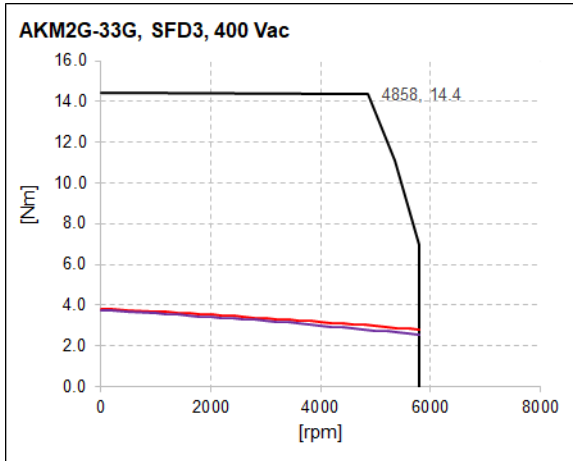
[a] Vbus: 120 VAC



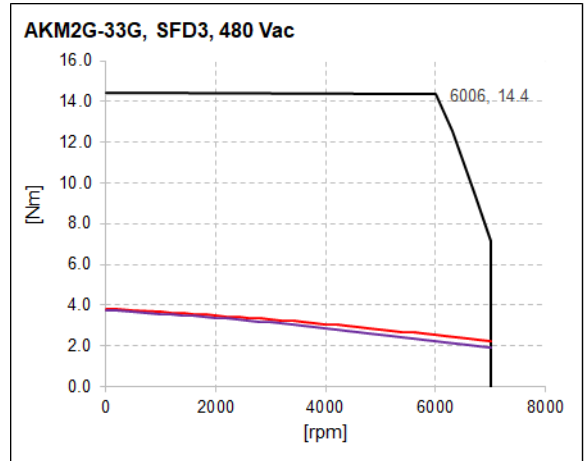
[b] Vbus: 240 VAC



[c] Vbus: 400 VAC



[d] Vbus: 480 VAC

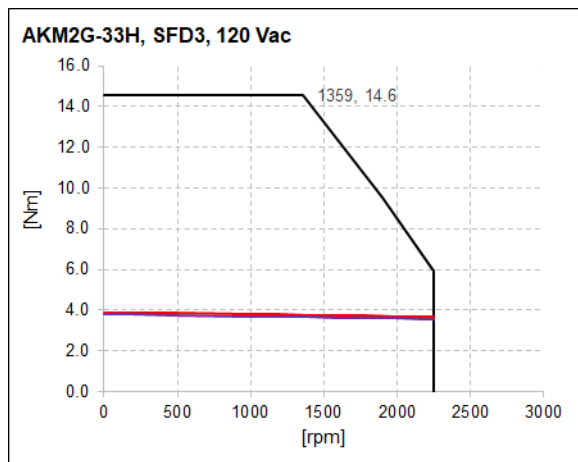


	Peak Torque [Tp]
	Continuous duty S1 [Tc], no brake, no shaft seal
	Continuous duty S1 [Tc], add brake, add shaft seal

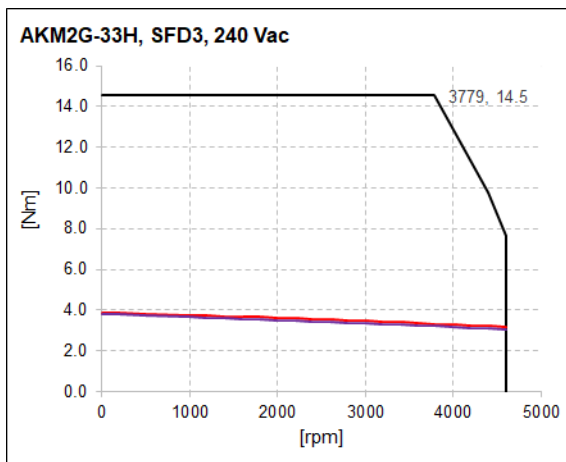
## 5.20 AKM2G-33H [SFD3 Feedback]

Part Number: AKM2G-33HxxxxCAxx

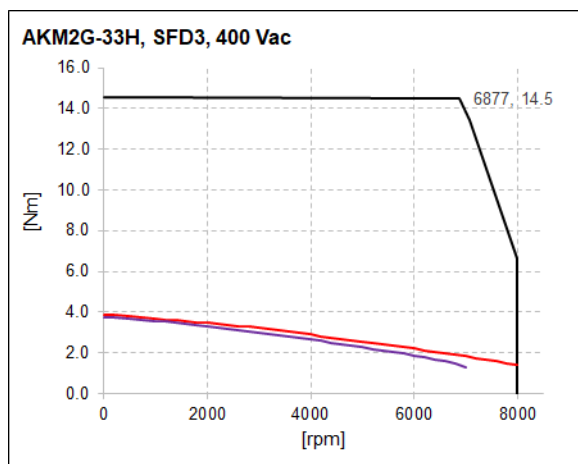
[a] Vbus: 120 VAC






[b] Vbus: 240 VAC



[c] Vbus: 400 VAC

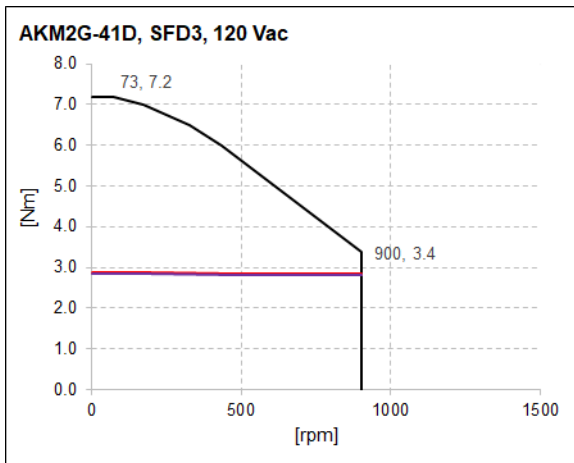


	Peak Torque [Tp]
	Continuous duty S1 [Tc], no brake, no shaft seal
	Continuous duty S1 [Tc], add brake, add shaft seal

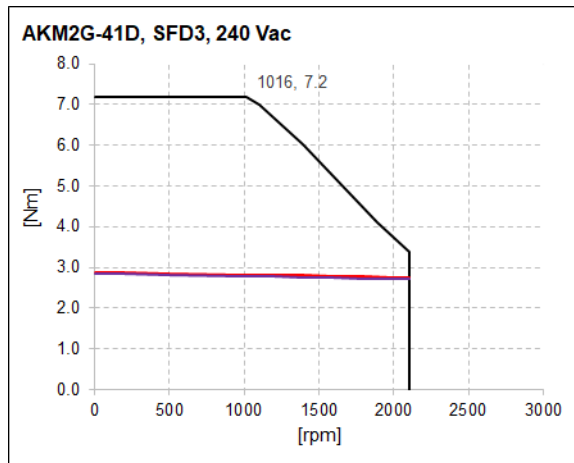
### 5.21 AKM2G-41D [SFD3 Feedback]

Part Number: AKM2G-41DxxxxCAxx

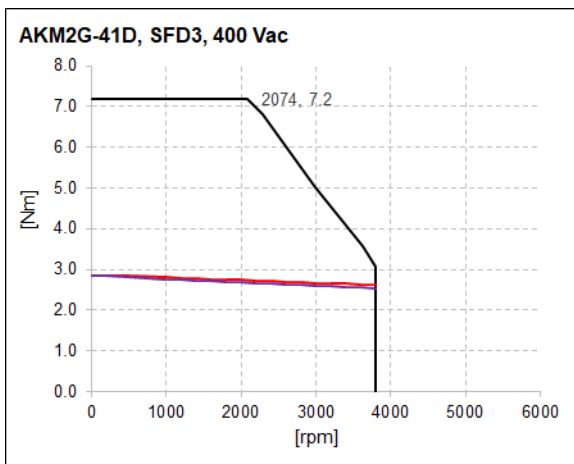
[a] Vbus: 120 VAC



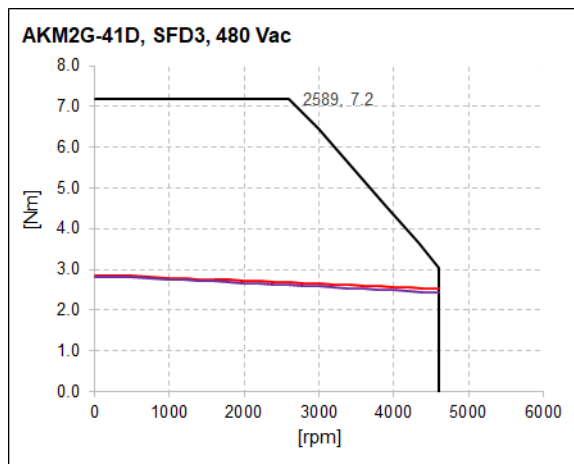
[b] Vbus: 240 VAC



[c] Vbus: 400 VAC



[d] Vbus: 480 VAC

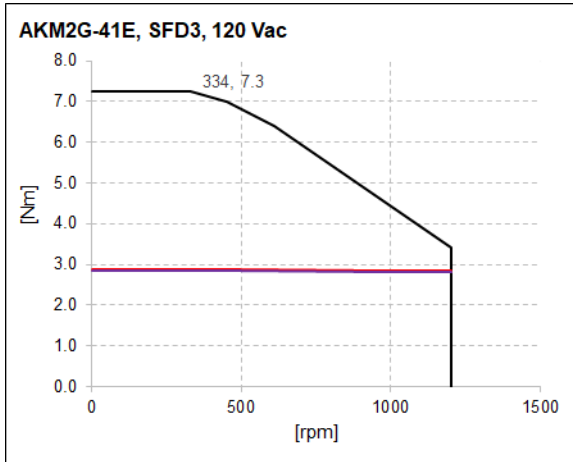


	Peak Torque [Tp]
	Continuous duty S1 [Tc], no brake, no shaft seal
	Continuous duty S1 [Tc], add brake, add shaft seal

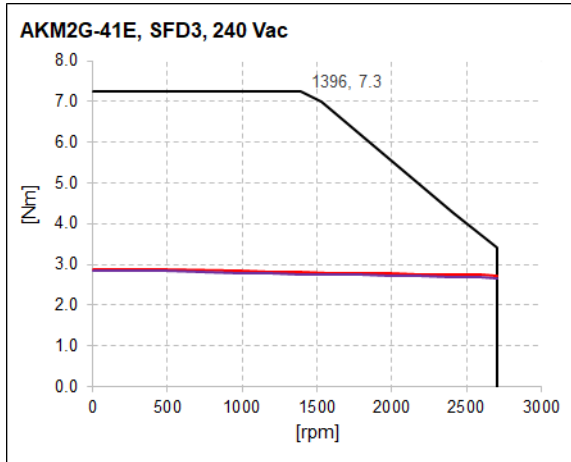
### 5.22 AKM2G-41E [SFD3 Feedback]

Part Number: AKM2G-41ExxxxCAxx

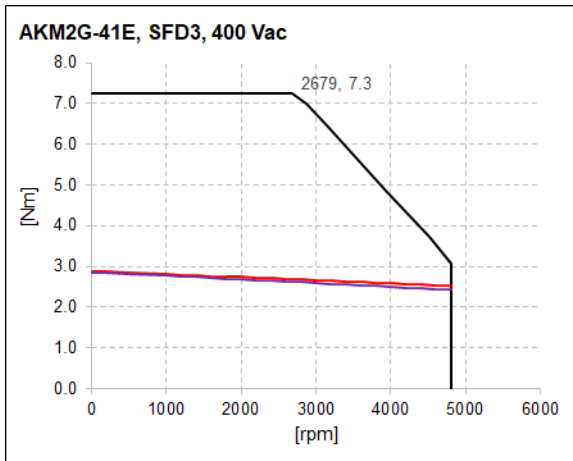
[a] Vbus: 120 VAC



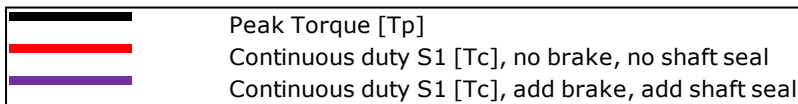
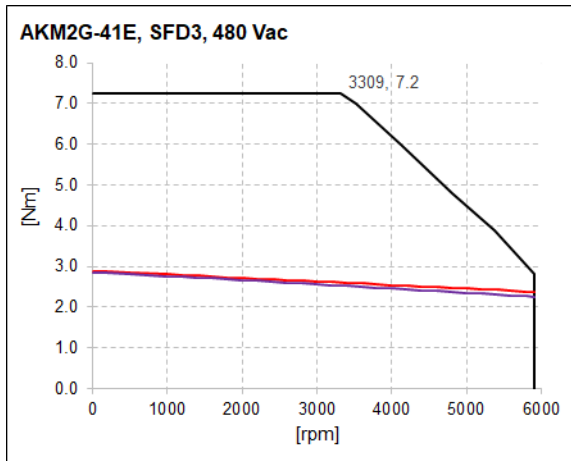
[b] Vbus: 240 VAC



[c] Vbus: 400 VAC



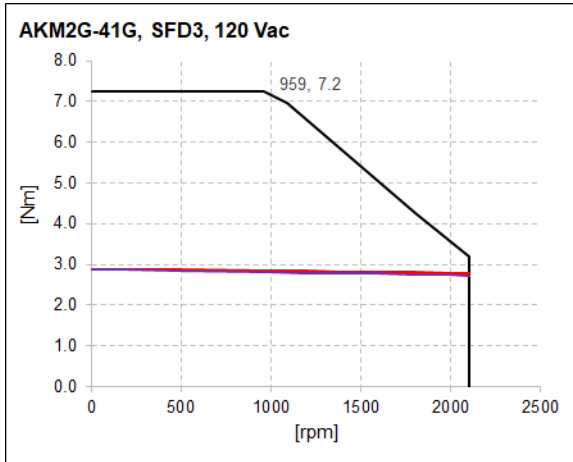
[d] Vbus: 480 VAC



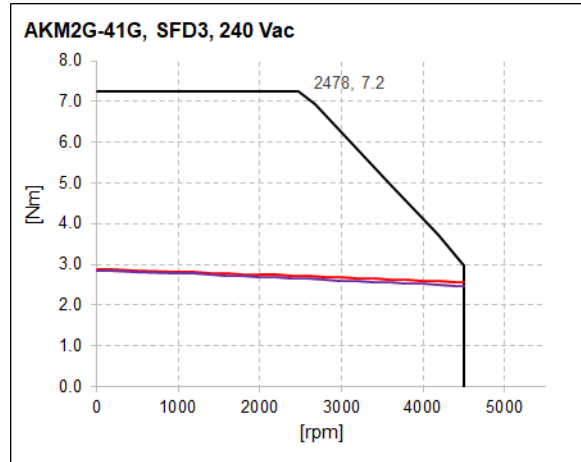
### 5.23 AKM2G-41G [SFD3 Feedback]

Part Number: AKM2G-41GxxxxCAxx

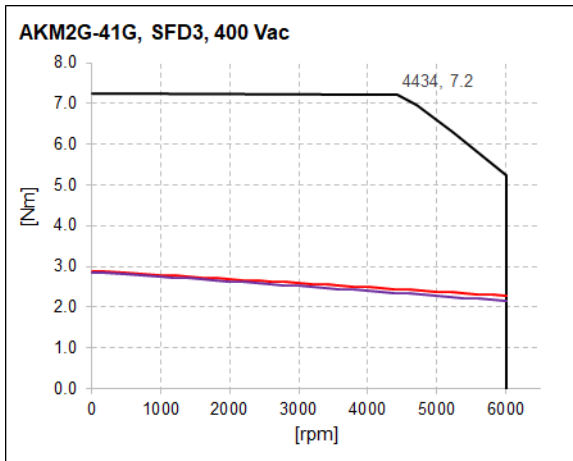
[a] Vbus: 120 VAC



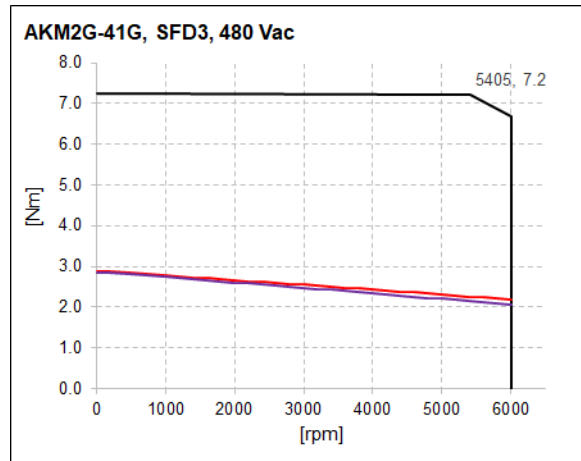
[b] Vbus: 240 VAC



[a] Vbus: 400 VAC



[b] Vbus: 480 VAC

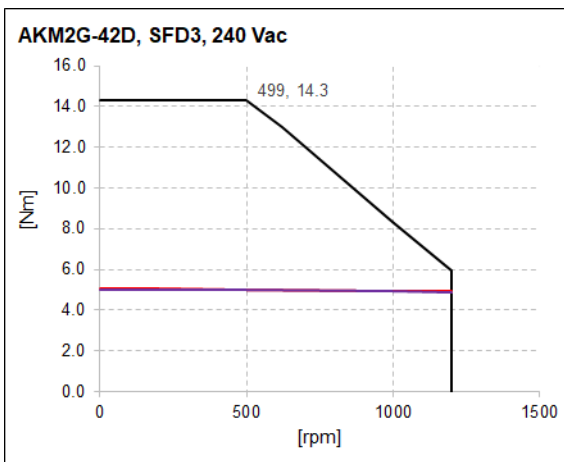


	Peak Torque [Tp]
	Continuous duty S1 [Tc], no brake, no shaft seal
	Continuous duty S1 [Tc], add brake, add shaft seal

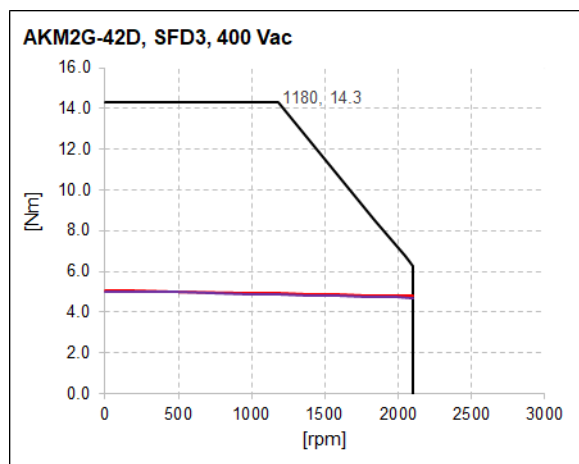
### 5.24 AKM2G-42D [SFD3 Feedback]

Part Number: AKM2G-42DxxxxCAxx

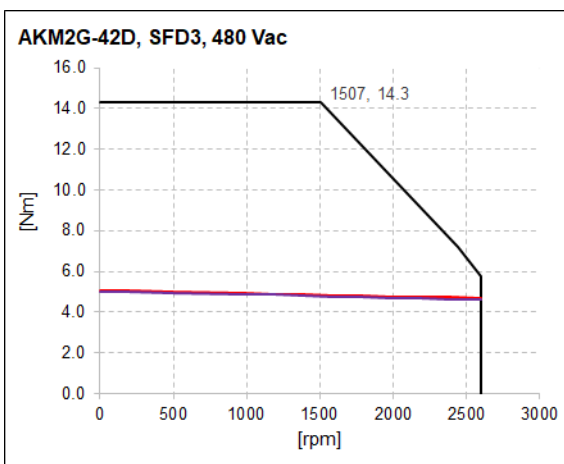
[b] Vbus: 240 VAC






[c] Vbus: 400 VAC



[d] Vbus: 480 VAC



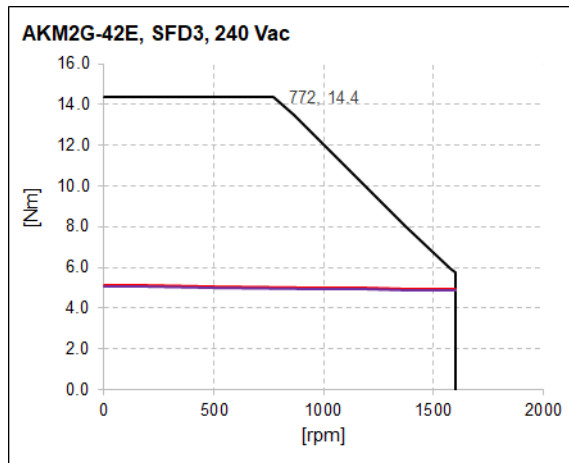
	Peak Torque [Tp]
	Continuous duty S1 [Tc], no brake, no shaft seal
	Continuous duty S1 [Tc], add brake, add shaft seal



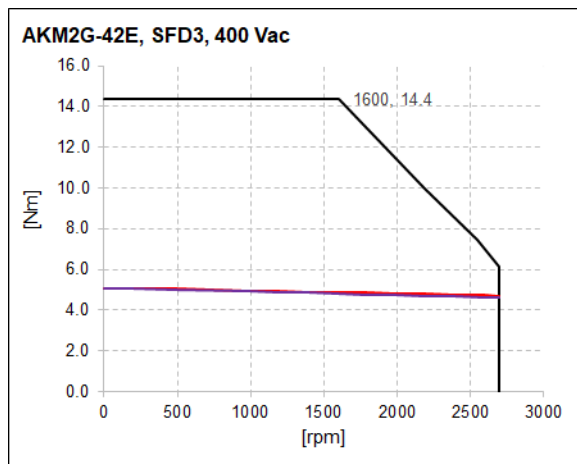
### 5.25 AKM2G-42E [SFD3 Feedback]

Part Number: AKM2G-42ExxxxCAxx

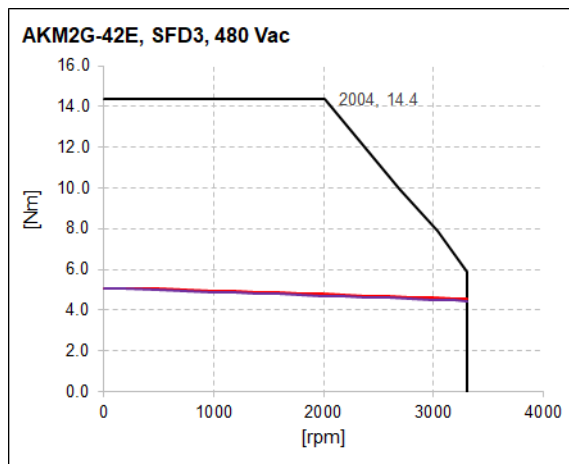
[b] Vbus: 240 VAC



[c] Vbus: 400 VAC



[d] Vbus: 480 VAC

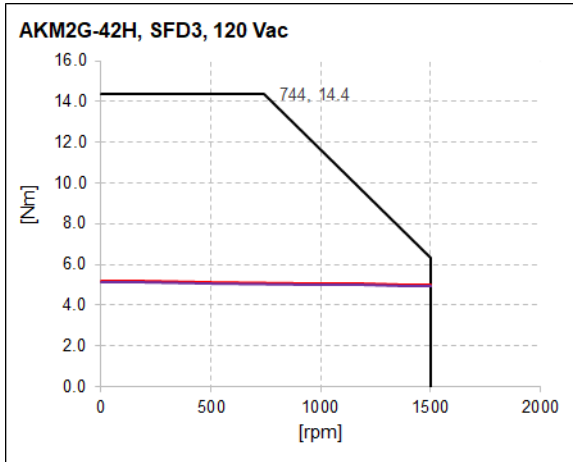


	Peak Torque [Tp]
	Continuous duty S1 [Tc], no brake, no shaft seal
	Continuous duty S1 [Tc], add brake, add shaft seal

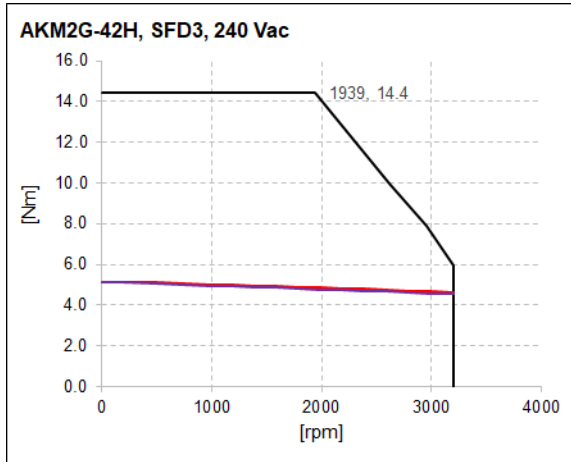
### 5.26 AKM2G-42H [SFD3 Feedback]

Part Number: AKM2G-42HxxxxCAxx

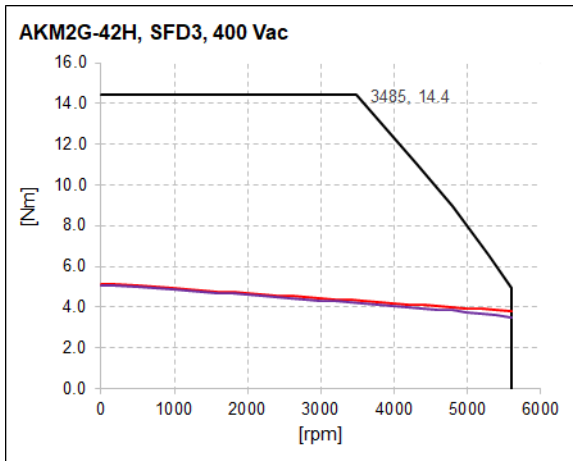
[a] Vbus: 120 VAC



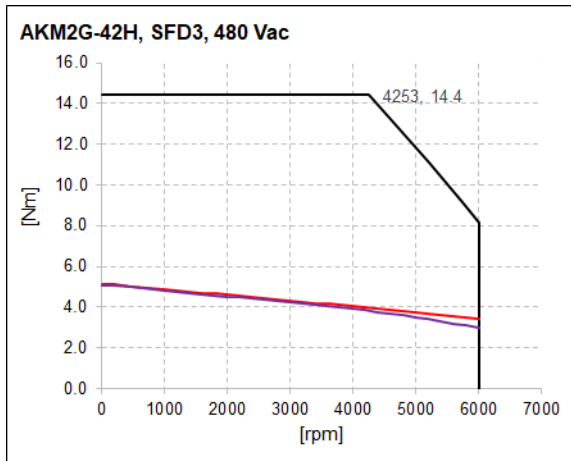
[b] Vbus: 240 VAC






[c] Vbus: 400 VAC



[d] Vbus: 480 VAC

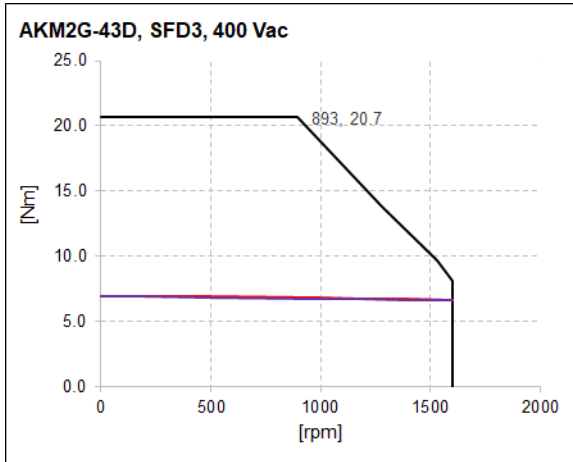


	Peak Torque [Tp]
	Continuous duty S1 [Tc], no brake, no shaft seal
	Continuous duty S1 [Tc], add brake, add shaft seal

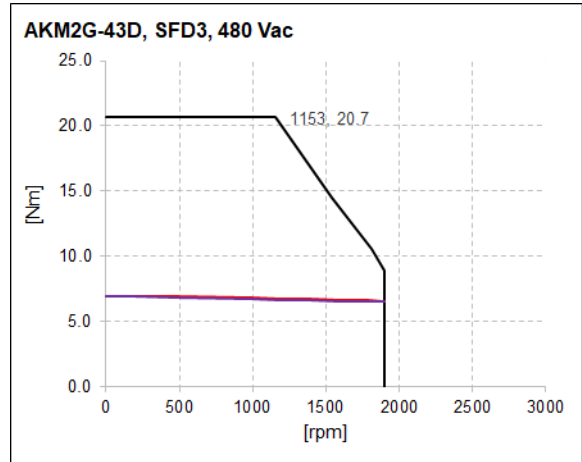
### 5.27 AKM2G-43D [SFD3 Feedback]




Part Number: AKM2G-43DxxxxCAxx

[c] Vbus: 400 VAC



[d] Vbus: 480 VAC

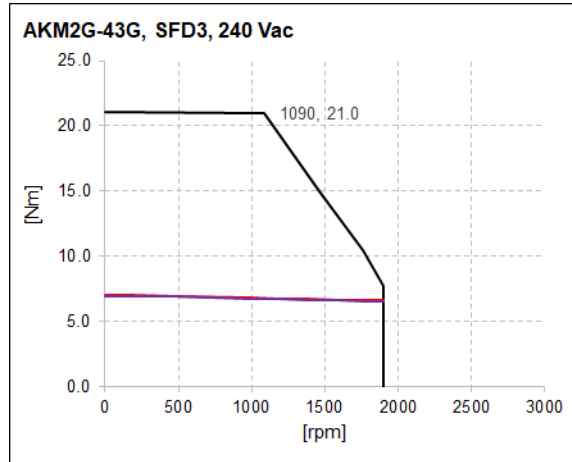


	Peak Torque [Tp]
	Continuous duty S1 [Tc], no brake, no shaft seal
	Continuous duty S1 [Tc], add brake, add shaft seal

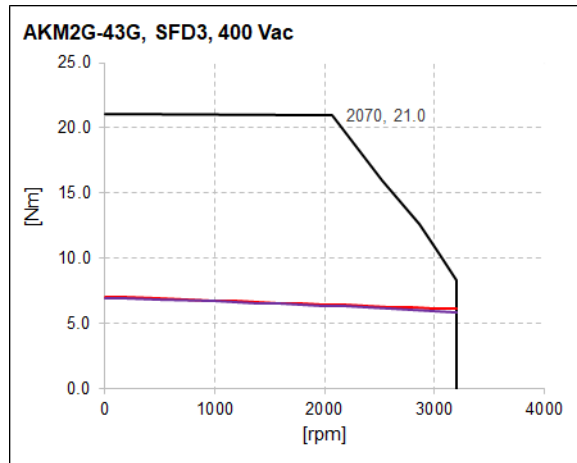
### 5.28 AKM2G-43G [SFD3 Feedback]

Part Number: AKM2G-43GxxxxCAxx

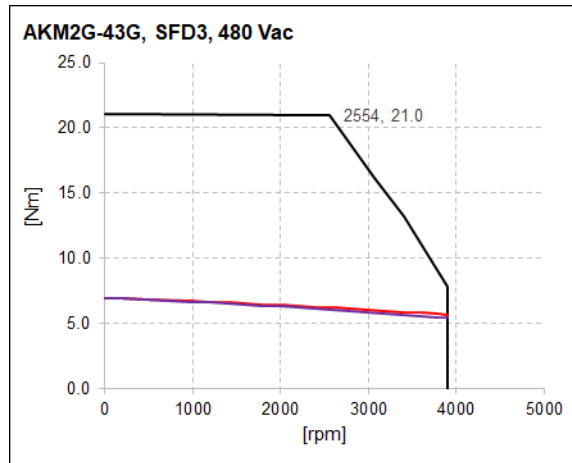
[b] Vbus: 240 VAC






[c] Vbus: 400 VAC



[d] Vbus: 480 VAC

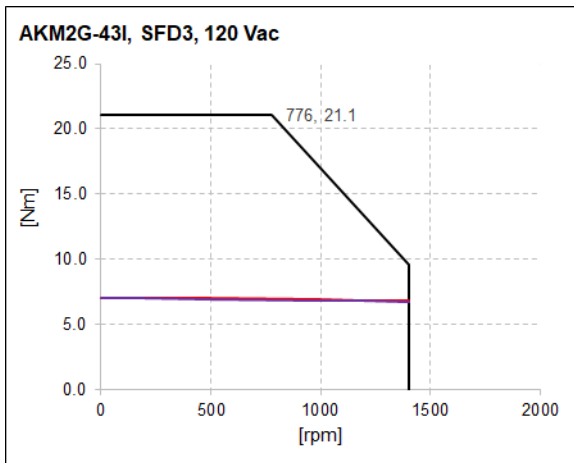


	Peak Torque [Tp]
	Continuous duty S1 [Tc], no brake, no shaft seal
	Continuous duty S1 [Tc], add brake, add shaft seal

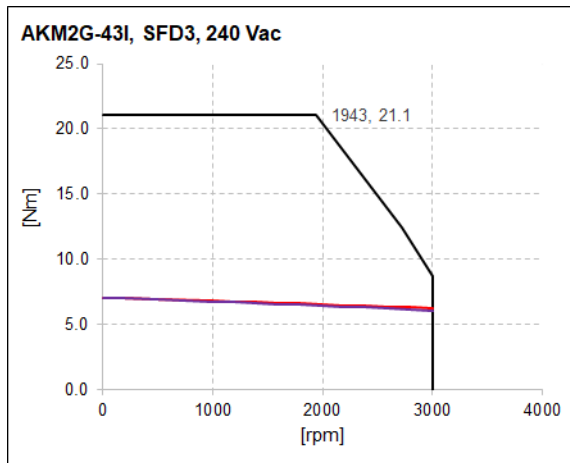
### 5.29 AKM2G-43I [SFD3 Feedback]

Part Number: AKM2G-43IxxxxCAxx

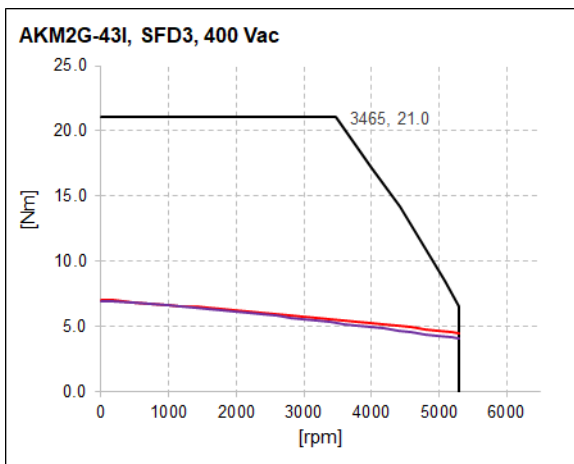
[a] Vbus: 120 VAC



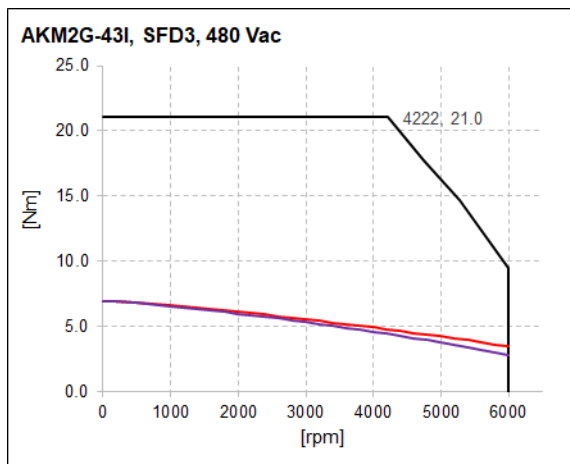
[b] Vbus: 240 VAC






[c] Vbus: 400 VAC



[d] Vbus: 480 VAC

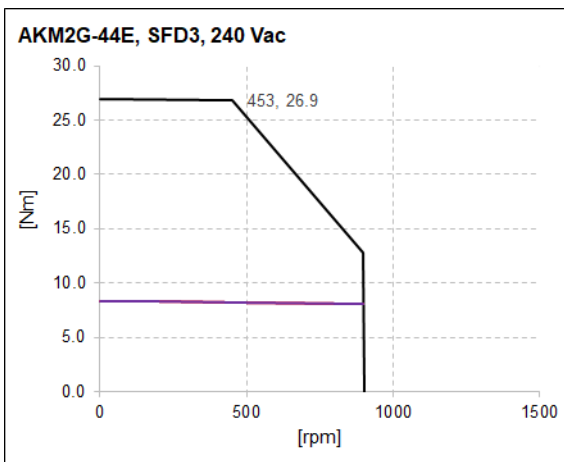


	Peak Torque [Tp]
	Continuous duty S1 [Tc], no brake, no shaft seal
	Continuous duty S1 [Tc], add brake, add shaft seal

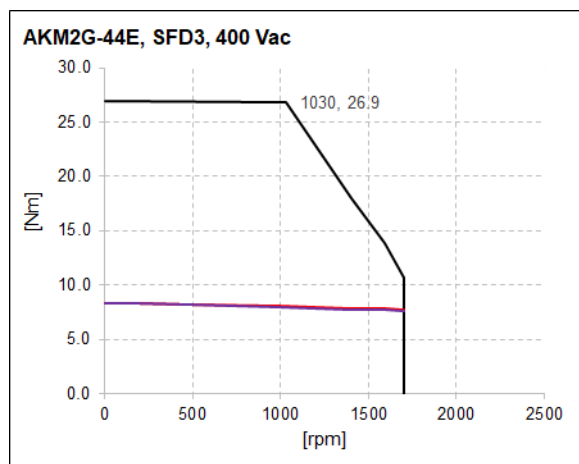
### 5.30 AKM2G-44E [SFD3 Feedback]

Part Number: AKM2G-44ExxxxCAxx

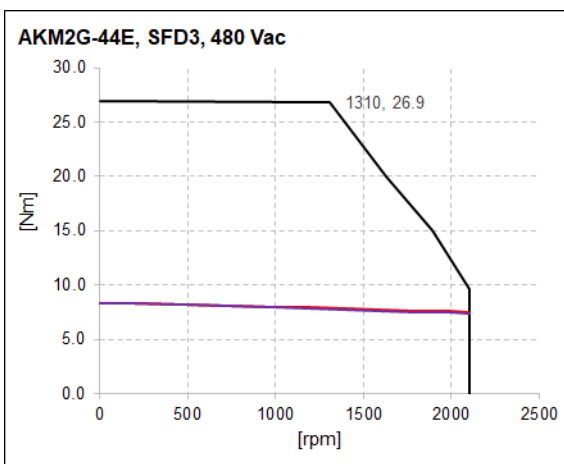
[b] Vbus: 240 VAC



[c] Vbus: 400 VAC



[d] Vbus: 480 VAC

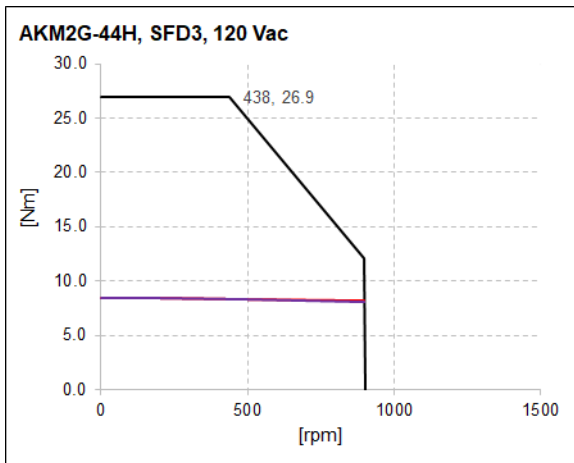


	Peak Torque [Tp]
	Continuous duty S1 [Tc], no brake, no shaft seal
	Continuous duty S1 [Tc], add brake, add shaft seal

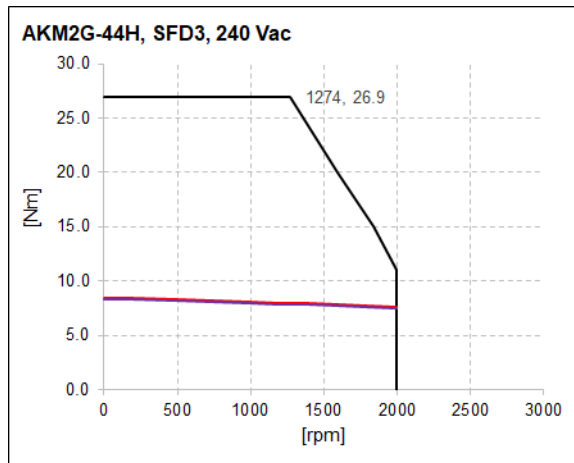
### 5.31 AKM2G-44H [SFD3 Feedback]

Part Number: AKM2G-44HxxxxCAxx

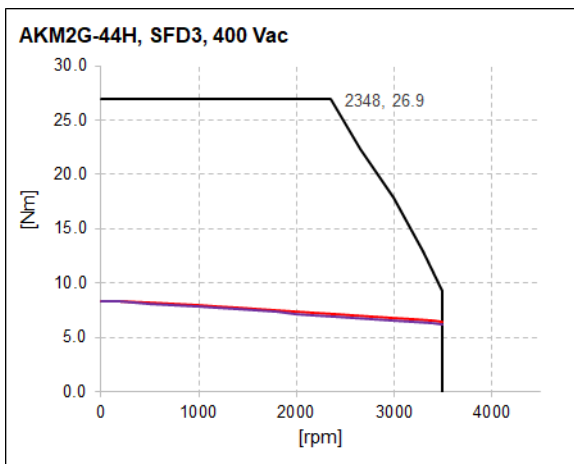
[a] Vbus: 120 VAC



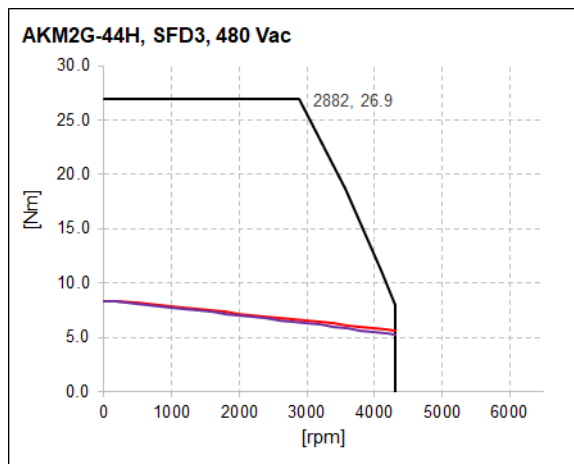
[b] Vbus: 240 VAC



[c] Vbus: 400 VAC



[d] Vbus: 480 VAC

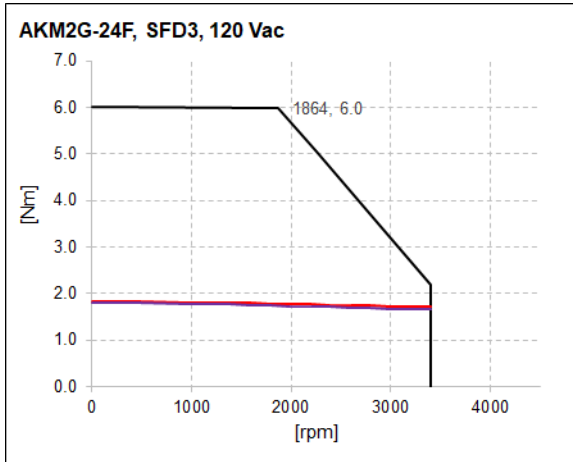


	Peak Torque [Tp]
	Continuous duty S1 [Tc], no brake, no shaft seal
	Continuous duty S1 [Tc], add brake, add shaft seal

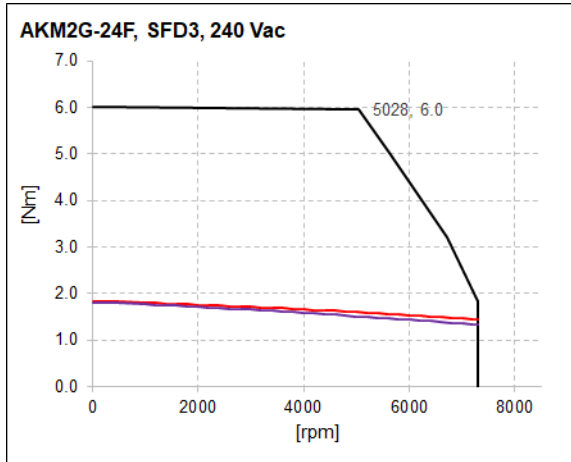
### 5.32 AKM2G-44J [SFD3 Feedback]

Part Number: AKM2G-44JxxxxCAxx

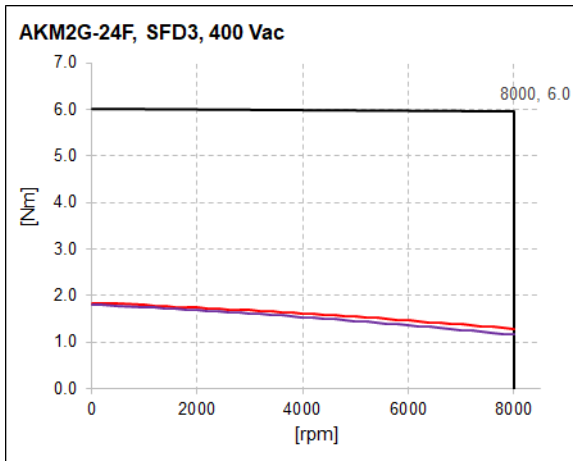
[a] Vbus: 120 VAC



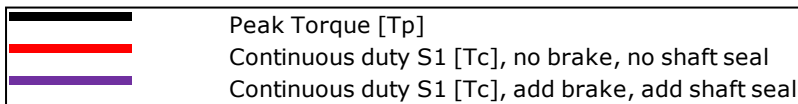
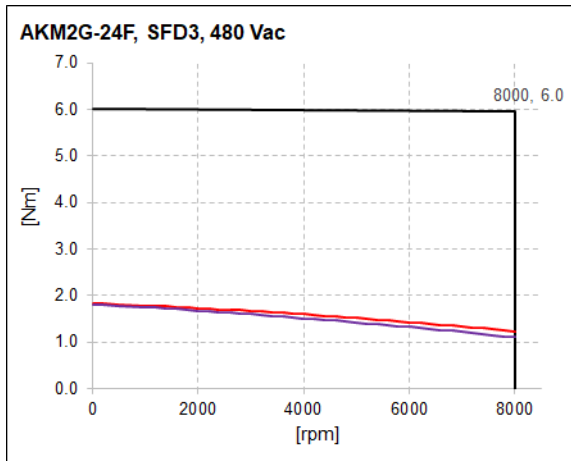
[b] Vbus: 240 VAC



[c] Vbus: 400 VAC



[d] Vbus: 480 VAC

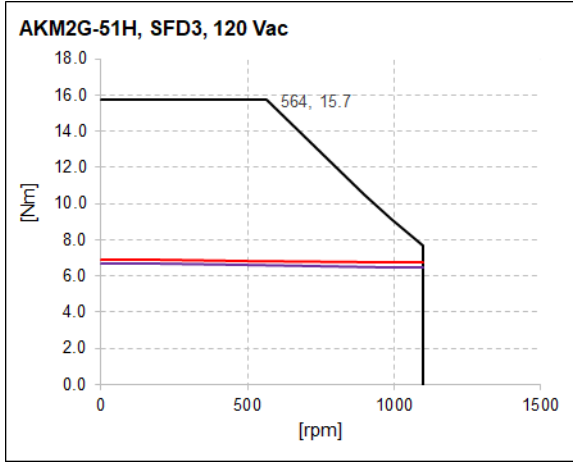




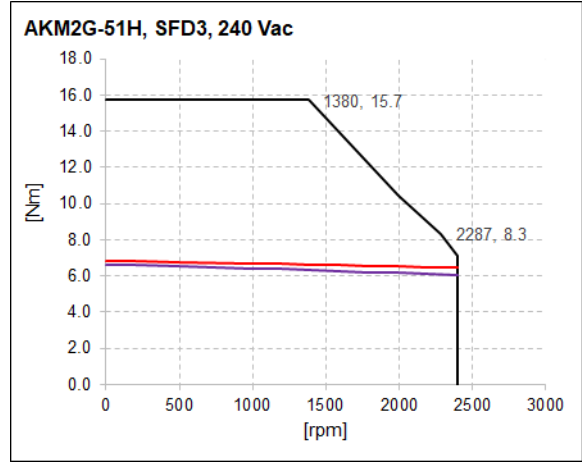
### 5.33 AKM2G-51H [SFD3 Feedback]

Part Number: AKM2G-51HxxxxCAxx

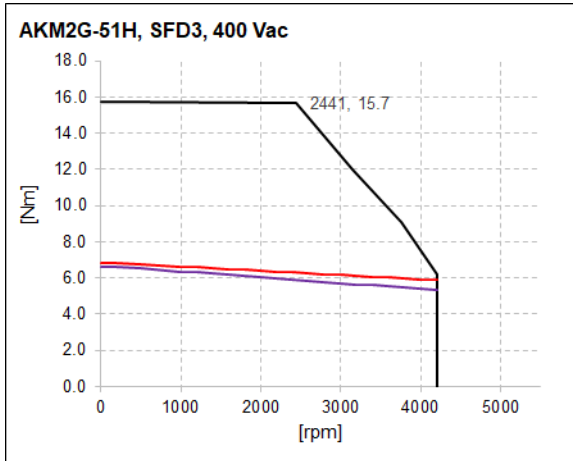
[a] Vbus: 120 VAC



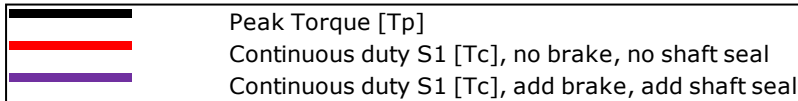
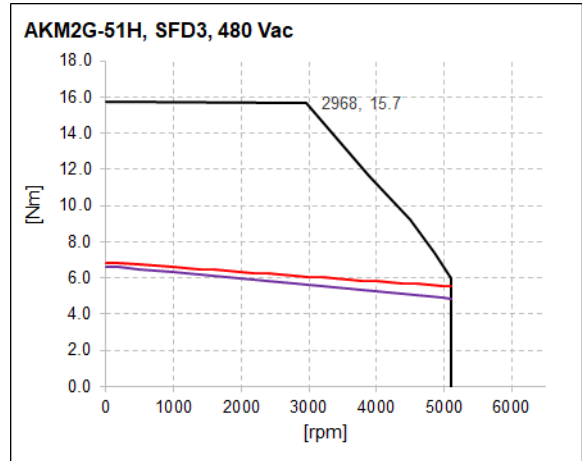
[b] Vbus: 240 VAC



[c] Vbus: 400 VAC



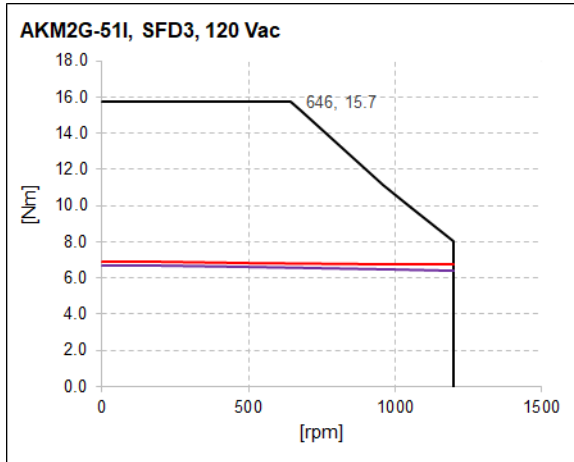
[d] Vbus: 480 VAC



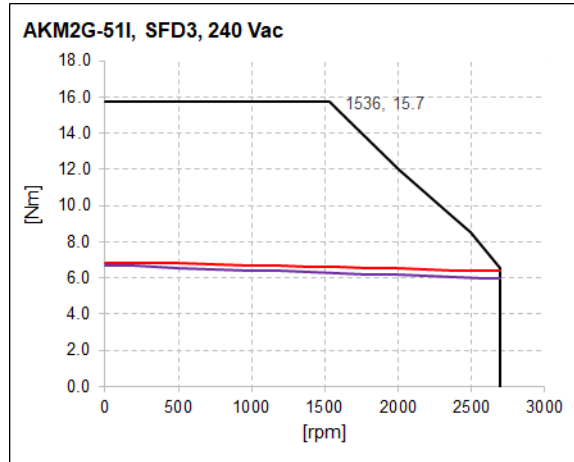
### 5.34 AKM2G-51I [SFD3 Feedback]

Part Number: AKM2G-51IxxxxCAxx

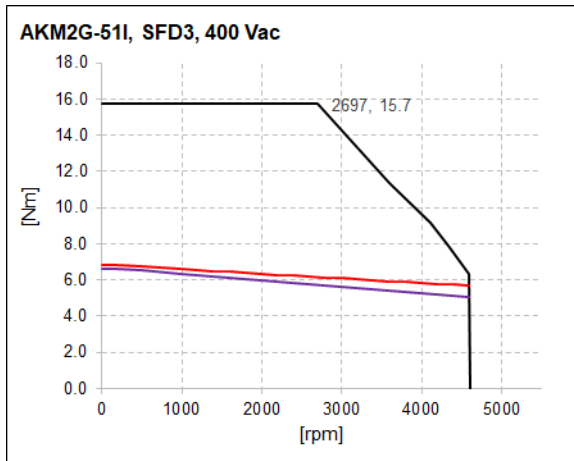
[a] Vbus: 120 VAC



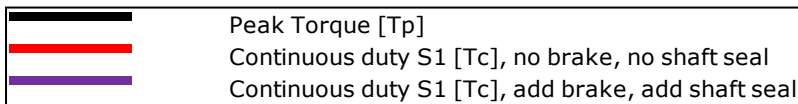
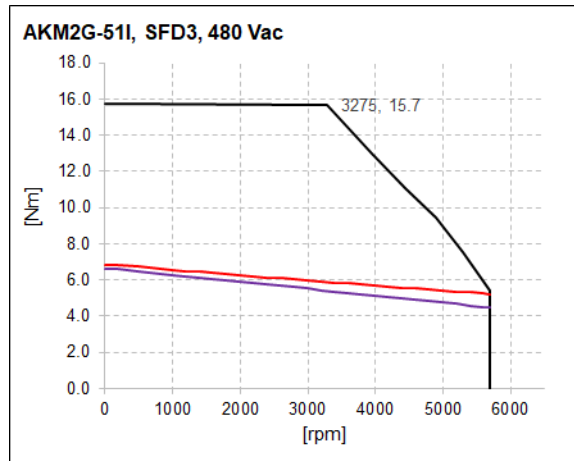
[b] Vbus: 240 VAC



[c] Vbus: 400 VAC



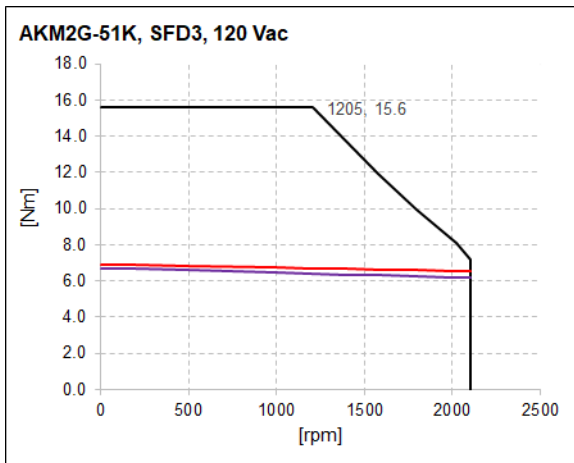
[d] Vbus: 480 VAC



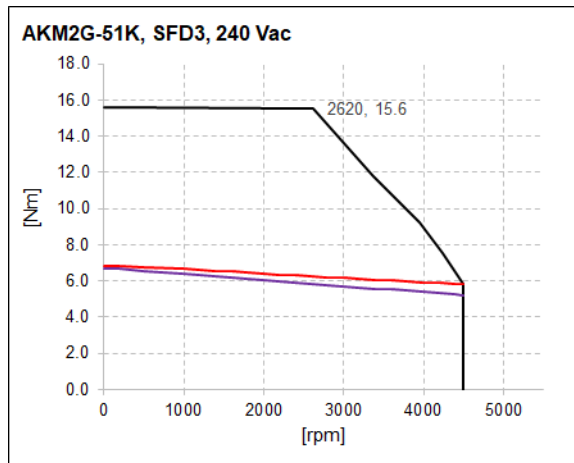
### 5.35 AKM2G-51K [SFD3 Feedback]

Part Number: AKM2G-51KxxxxCAxx

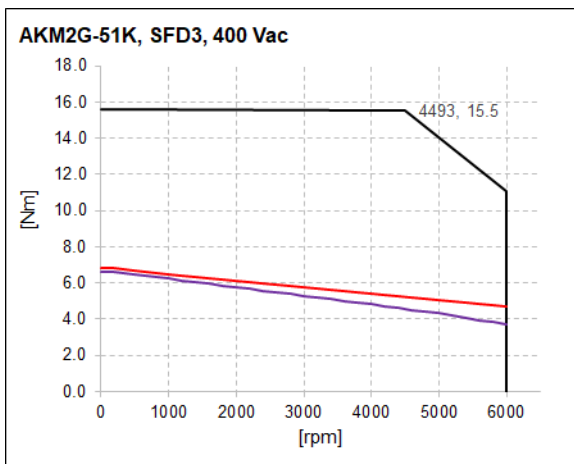
[a] Vbus: 120 VAC



[b] Vbus: 240 VAC



[c] Vbus: 400 VAC

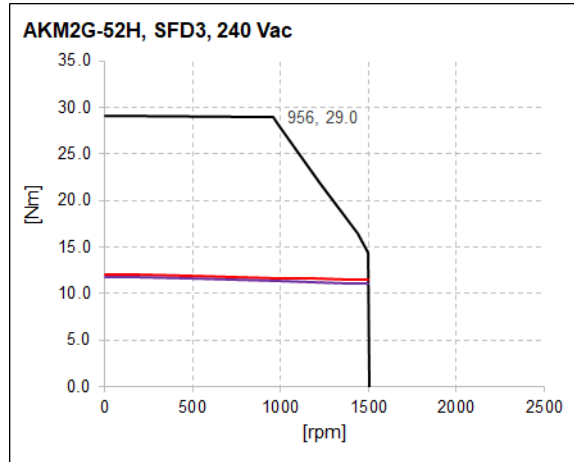


	Peak Torque [Tp]
	Continuous duty S1 [Tc], no brake, no shaft seal
	Continuous duty S1 [Tc], add brake, add shaft seal

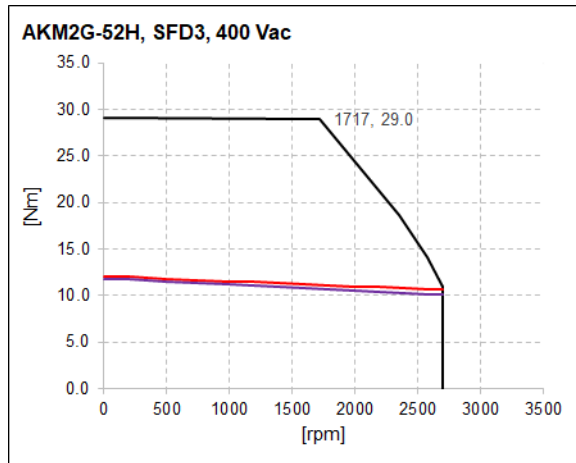
### 5.36 AKM2G-52H [SFD3 Feedback]

Part Number: AKM2G-52HxxxxCAxx

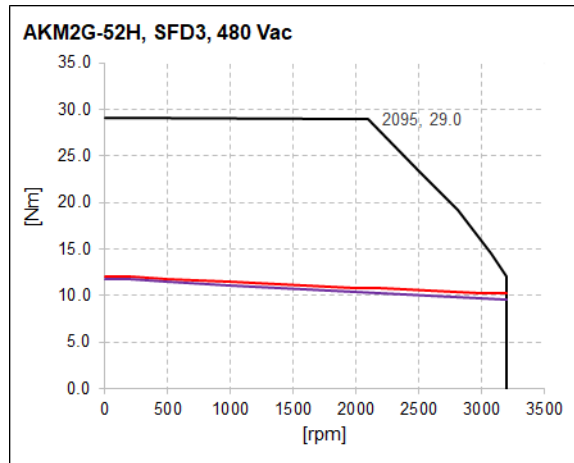
[b] Vbus: 240 VAC



[c] Vbus: 400 VAC



[d] Vbus: 480 VAC

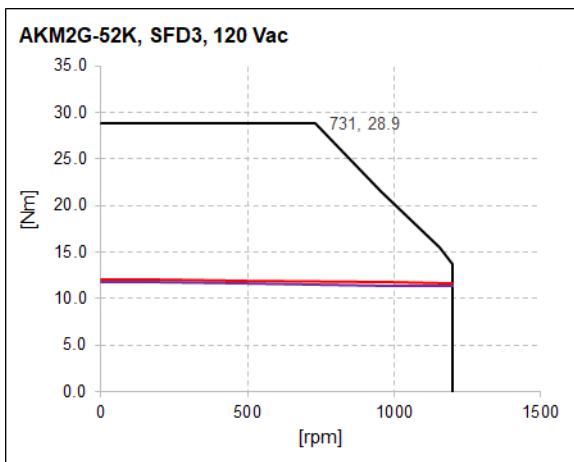


	Peak Torque [Tp]
	Continuous duty S1 [Tc], no brake, no shaft seal
	Continuous duty S1 [Tc], add brake, add shaft seal

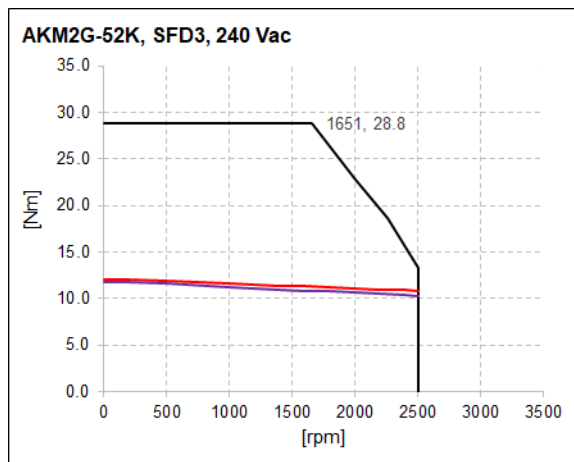
### 5.37 AKM2G-51K [SFD3 Feedback]

Part Number: AKM2G-52KxxxxCAxx

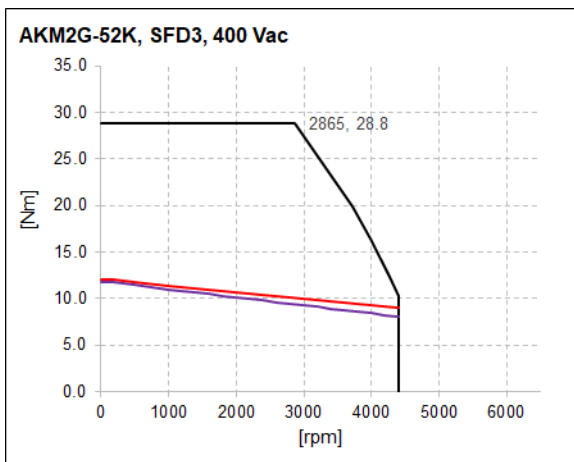
[a] Vbus: 120 VAC



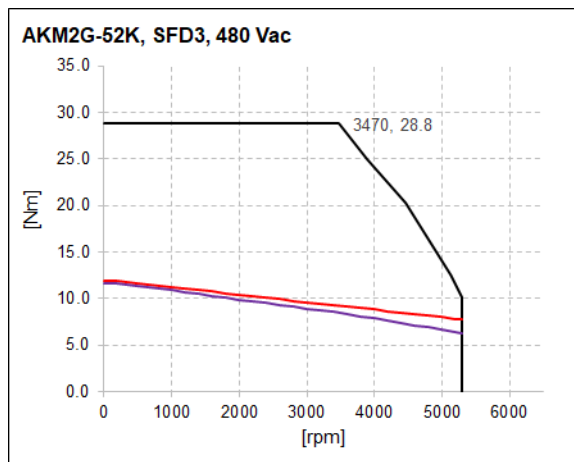
[b] Vbus: 240 VAC






[c] Vbus: 400 VAC



[d] Vbus: 480 VAC

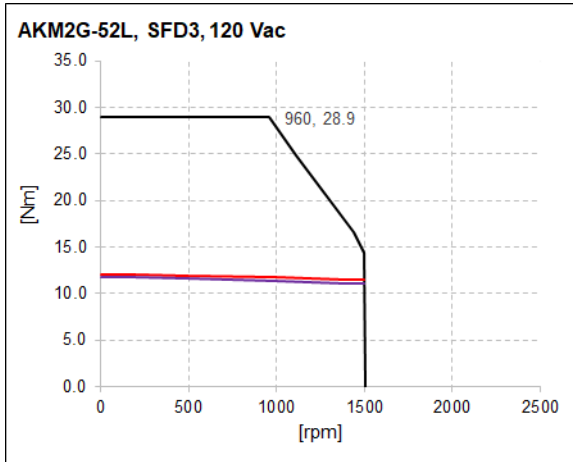


	Peak Torque [Tp]
	Continuous duty S1 [Tc], no brake, no shaft seal
	Continuous duty S1 [Tc], add brake, add shaft seal

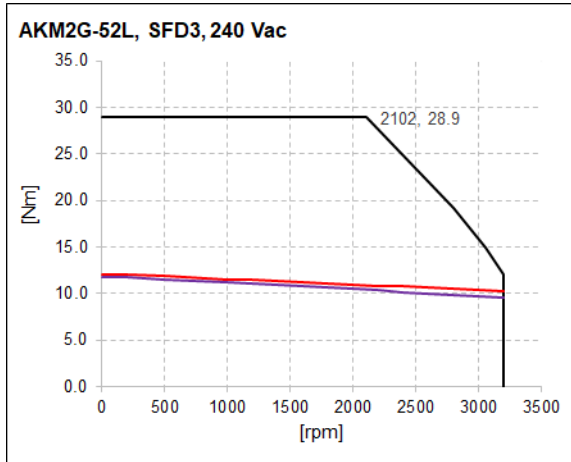
### 5.38 AKM2G-52L [SFD3 Feedback]

Part Number: AKM2G-52LxxxxCAxx

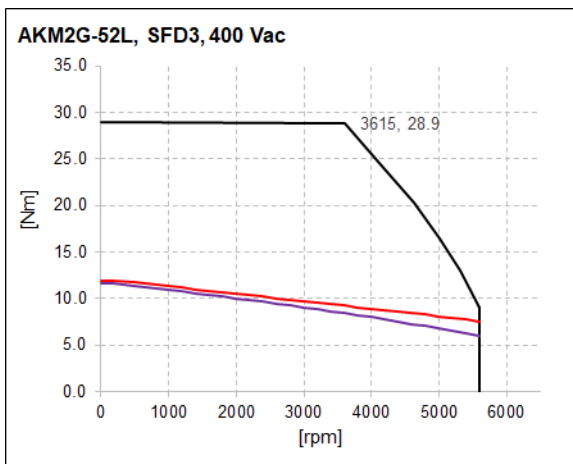
[a] Vbus: 120 VAC



[b] Vbus: 240 VAC



[c] Vbus: 400 VAC

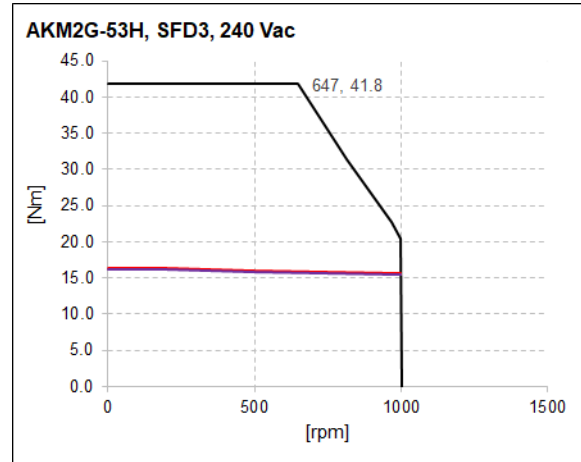


	Peak Torque [Tp]
	Continuous duty S1 [Tc], no brake, no shaft seal
	Continuous duty S1 [Tc], add brake, add shaft seal

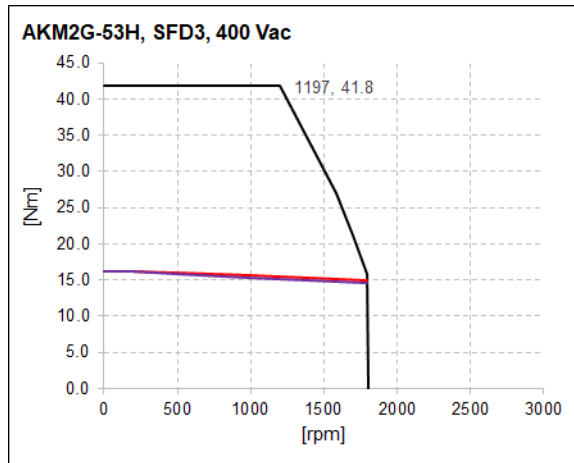
### 5.39 AKM2G-53H [SFD3 Feedback]

Part Number: AKM2G-53HxxxxCAxx

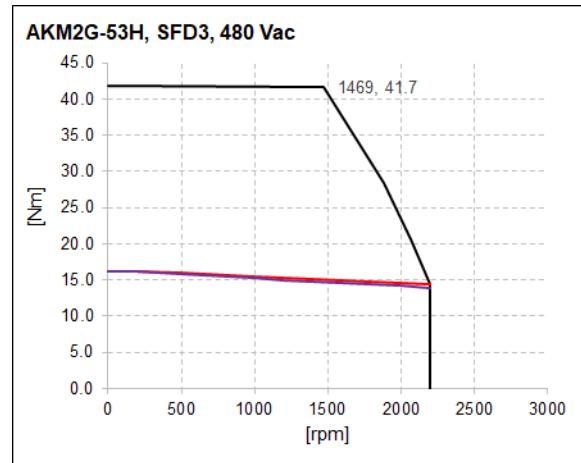
[b] Vbus: 240 VAC






[c] Vbus: 400 VAC



[d] Vbus: 480 VAC

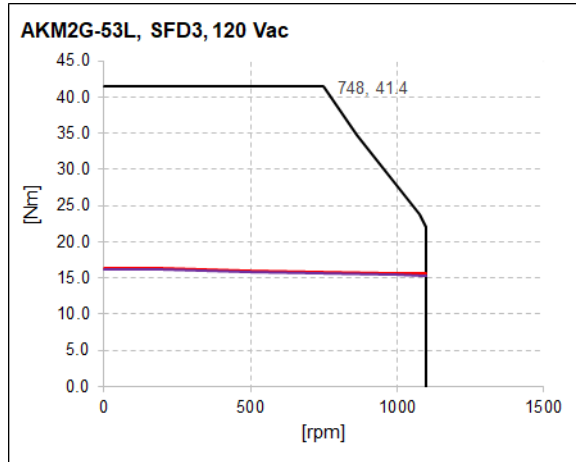


	Peak Torque [Tp]
	Continuous duty S1 [Tc], no brake, no shaft seal
	Continuous duty S1 [Tc], add brake, add shaft seal

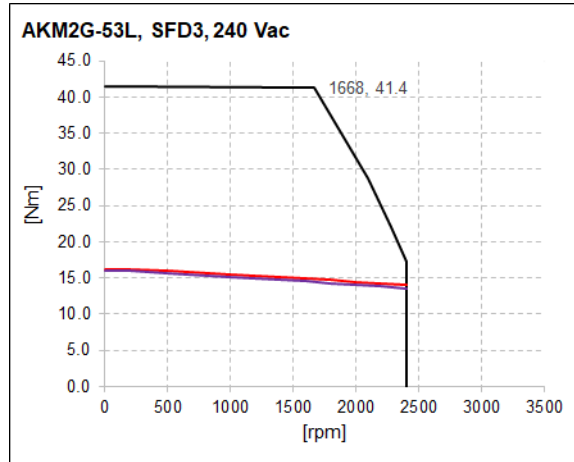
### 5.40 AKM2G-53L [SFD3 Feedback]

Part Number: AKM2G-53LxxxxCAxx

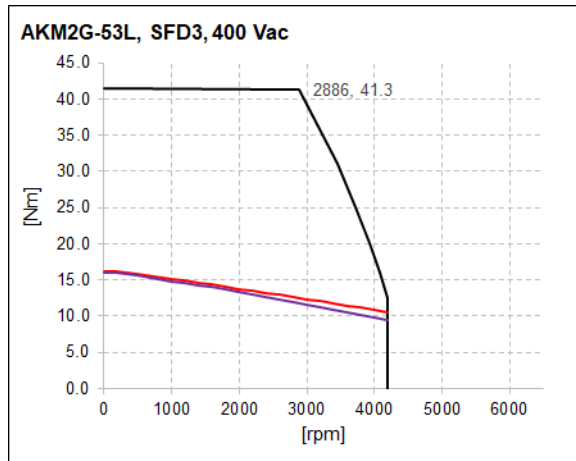
[a] Vbus: 120 VAC



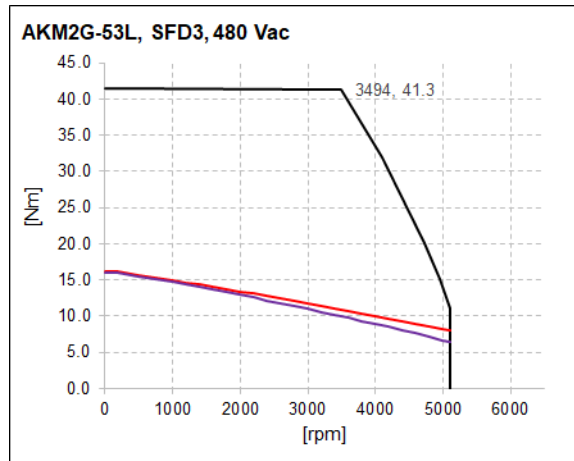
[b] Vbus: 240 VAC



[c] Vbus: 400 VAC



[d] Vbus: 480 VAC



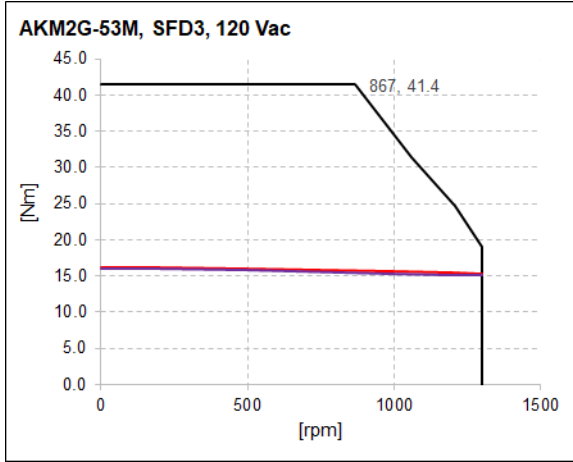
	Peak Torque [Tp]
	Continuous duty S1 [Tc], no brake, no shaft seal
	Continuous duty S1 [Tc], add brake, add shaft seal



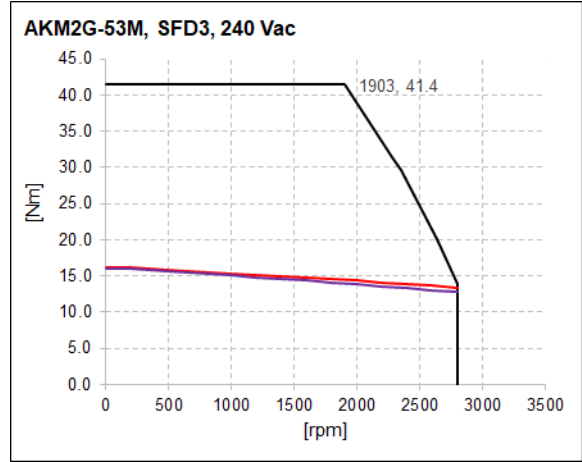
### 5.41 AKM2G-53M [SFD3 Feedback]

Part Number: AKM2G-53MxxxxCAxx

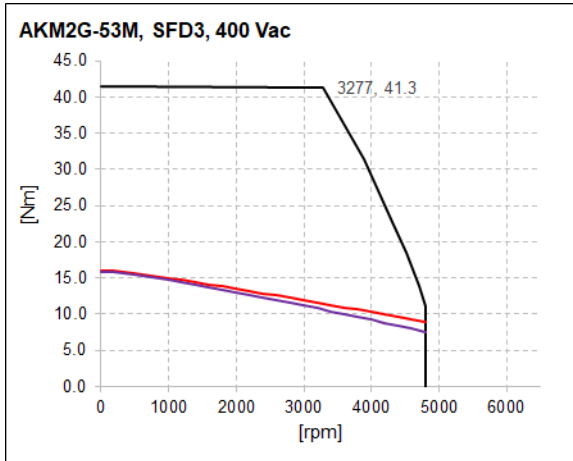
[a] Vbus: 120 VAC



[b] Vbus: 240 VAC



[c] Vbus: 400 VAC

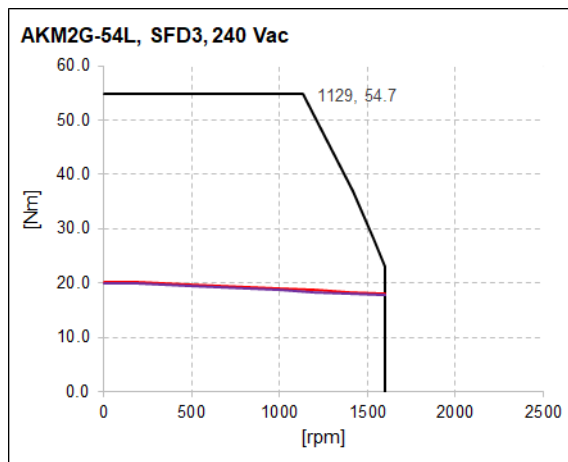


	Peak Torque [Tp]
	Continuous duty S1 [Tc], no brake, no shaft seal
	Continuous duty S1 [Tc], add brake, add shaft seal

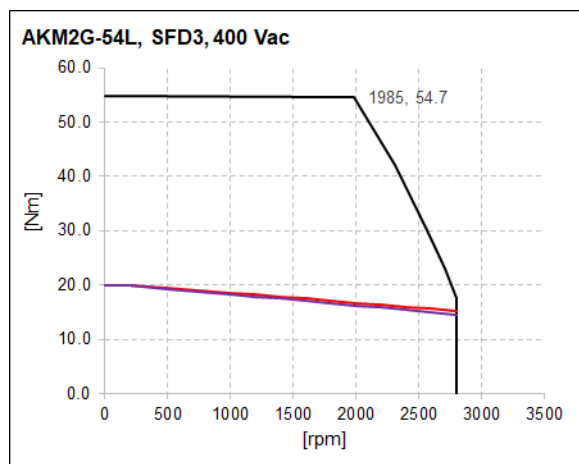
### 5.42 AKM2G-54L [SFD3 Feedback]

Part Number: AKM2G-54LxxxxCAxx

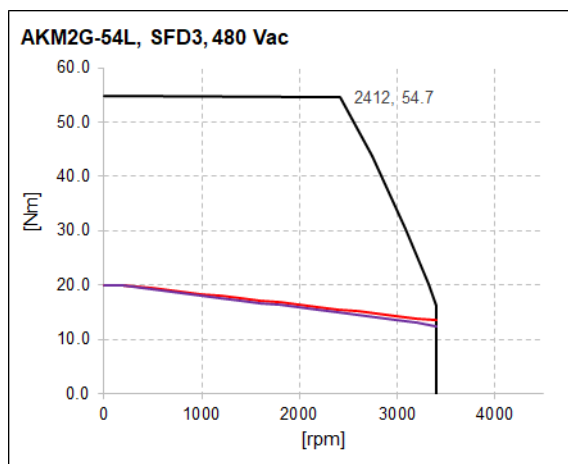
[b] Vbus: 240 VAC






[c] Vbus: 400 VAC



[d] Vbus: 480 VAC

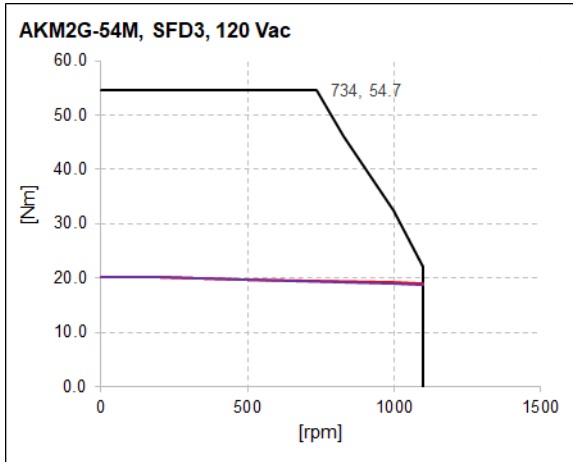


	Peak Torque [Tp]
	Continuous duty S1 [Tc], no brake, no shaft seal
	Continuous duty S1 [Tc], add brake, add shaft seal

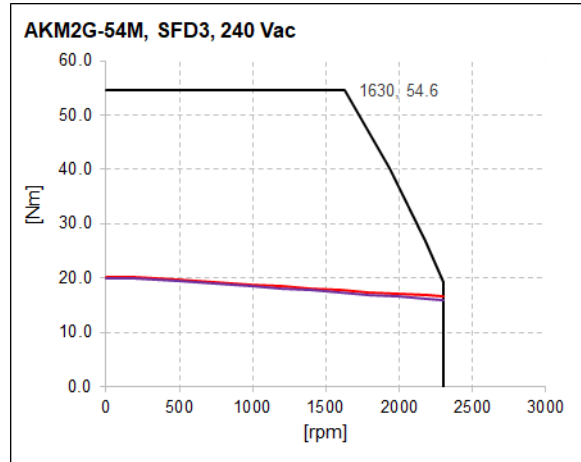
### 5.43 AKM2G-54M [SFD3 Feedback]

Part Number: AKM2G-54MxxxxCAxx

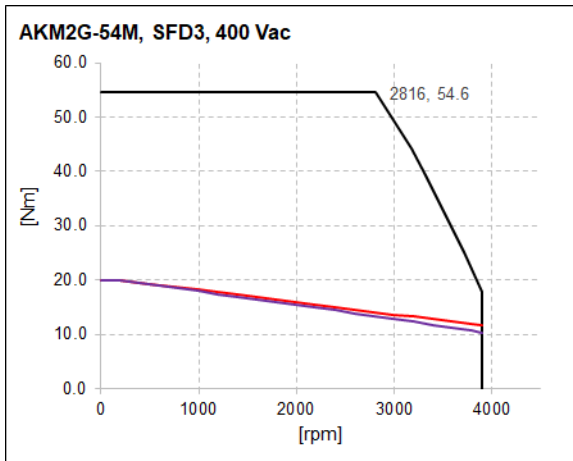
[a] Vbus: 120 VAC



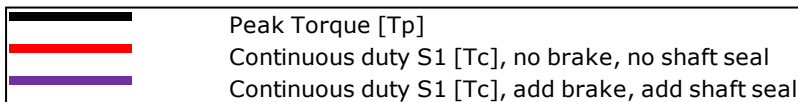
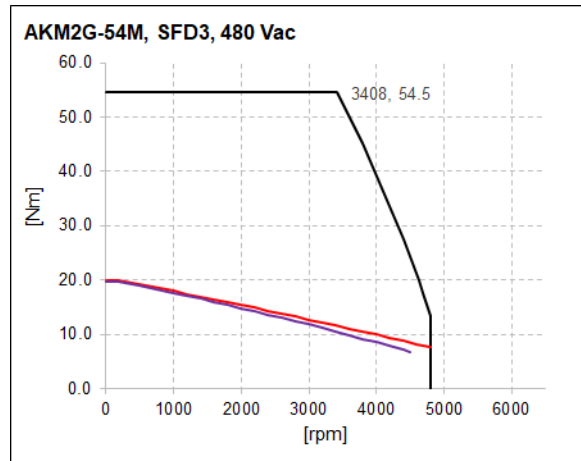
[b] Vbus: 240 VAC



[c] Vbus: 400 VAC



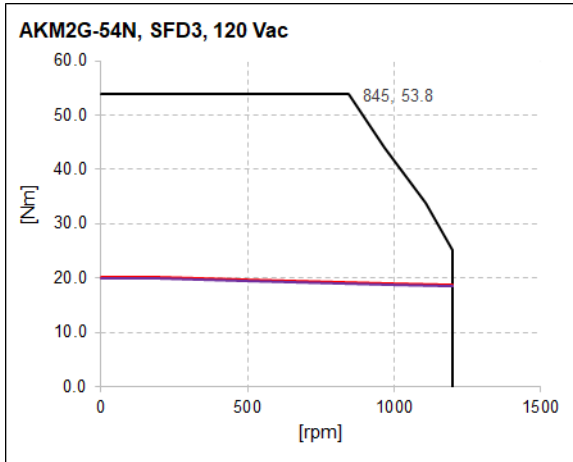
[d] Vbus: 480 VAC



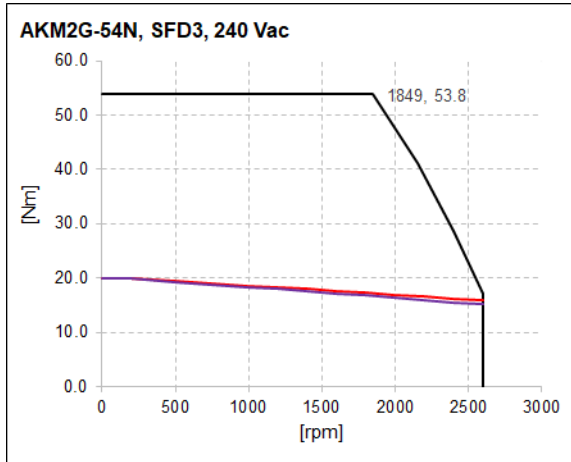
### 5.44 AKM2G-54N [SFD3 Feedback]

Part Number: AKM2G-54NxxxxCAxx

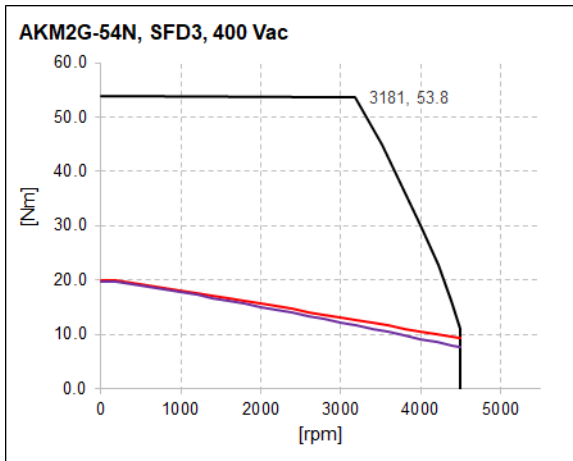
[a] Vbus: 120 VAC






[b] Vbus: 240 VAC



[c] Vbus: 400 VAC

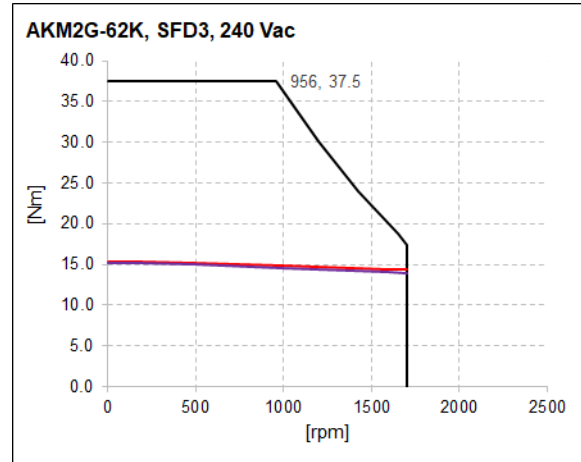


	Peak Torque [Tp]
	Continuous duty S1 [Tc], no brake, no shaft seal
	Continuous duty S1 [Tc], add brake, add shaft seal

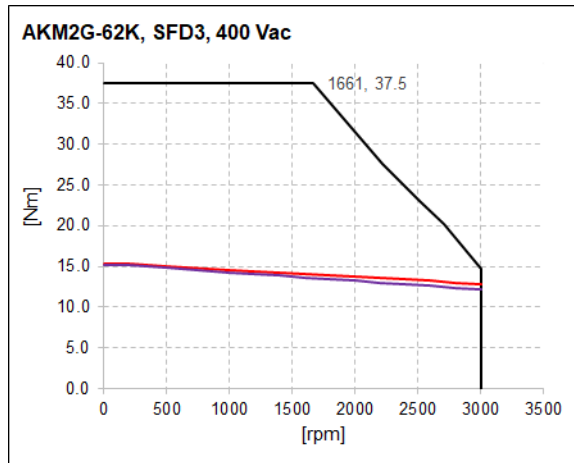
### 5.45 AKM2G-62K [SFD3 Feedback]

Part Number: AKM2G-62KxxxxCAxx

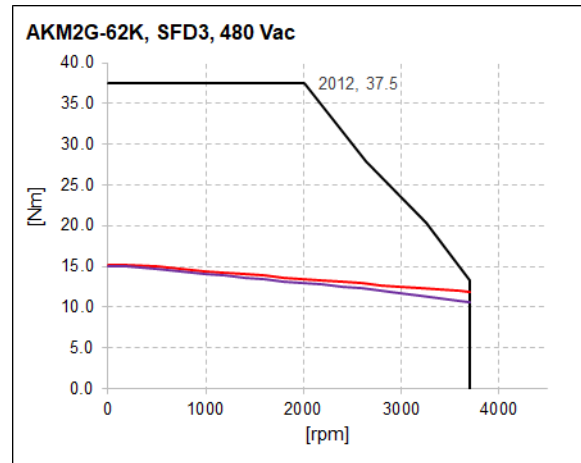
[b] Vbus: 240 VAC






[c] Vbus: 400 VAC



[d] Vbus: 480 VAC

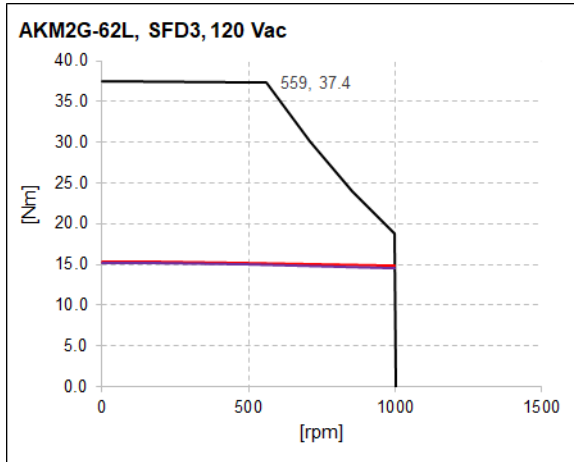


	Peak Torque [Tp]
	Continuous duty S1 [Tc], no brake, no shaft seal
	Continuous duty S1 [Tc], add brake, add shaft seal

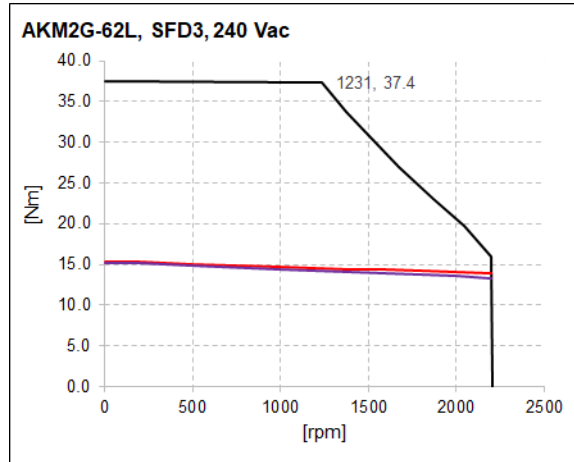
### 5.46 AKM2G-62L [SFD3 Feedback]

Part Number: AKM2G-62LxxxxCAxx

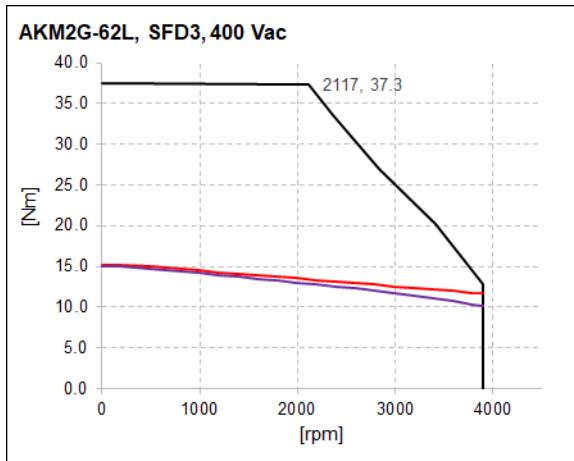
[a] Vbus: 120 VAC



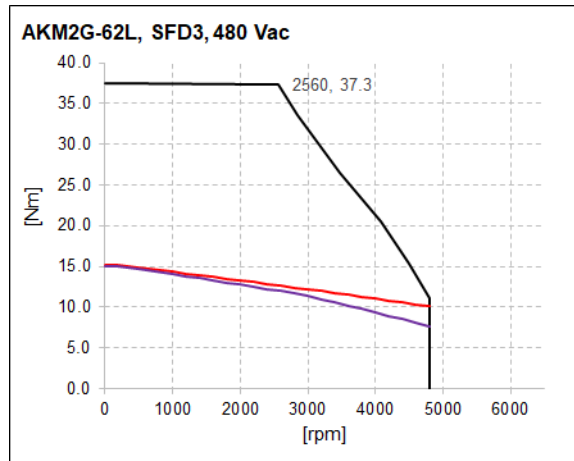
[b] Vbus: 240 VAC






[c] Vbus: 400 VAC



[d] Vbus: 480 VAC

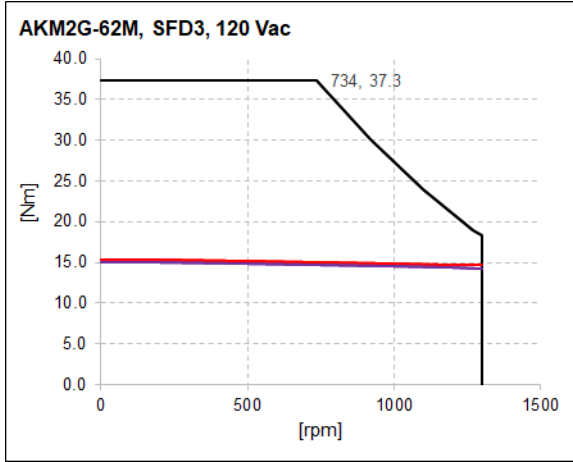


	Peak Torque [Tp]
	Continuous duty S1 [Tc], no brake, no shaft seal
	Continuous duty S1 [Tc], add brake, add shaft seal

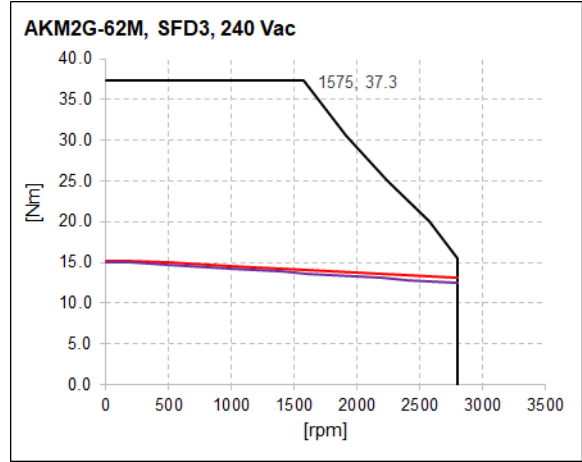
### 5.47 AKM2G-62M [SFD3 Feedback]

Part Number: AKM2G-62MxxxxCAxx

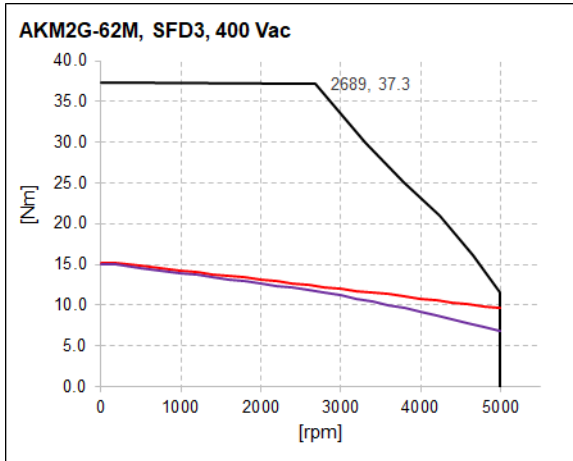
[a] Vbus: 120 VAC



[b] Vbus: 240 VAC



[c] Vbus: 400 VAC

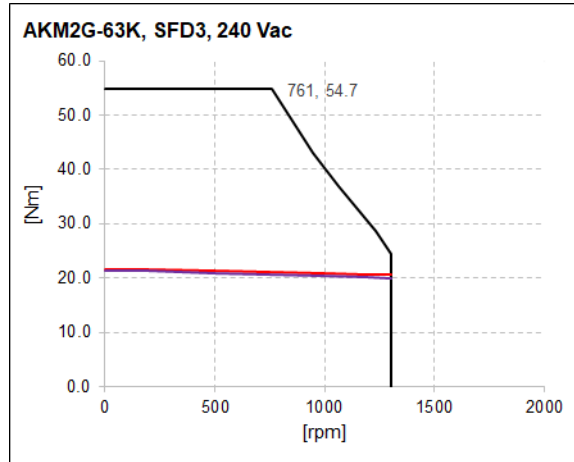


	Peak Torque [Tp]
	Continuous duty S1 [Tc], no brake, no shaft seal
	Continuous duty S1 [Tc], add brake, add shaft seal

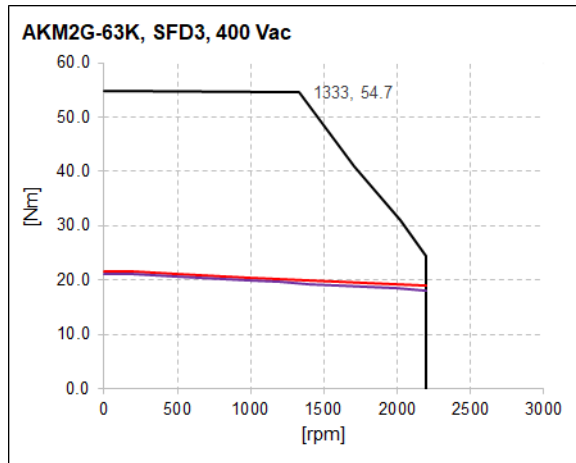
### 5.48 AKM2G-63K [SFD3 Feedback]

Part Number: AKM2G-63KxxxxCAxx

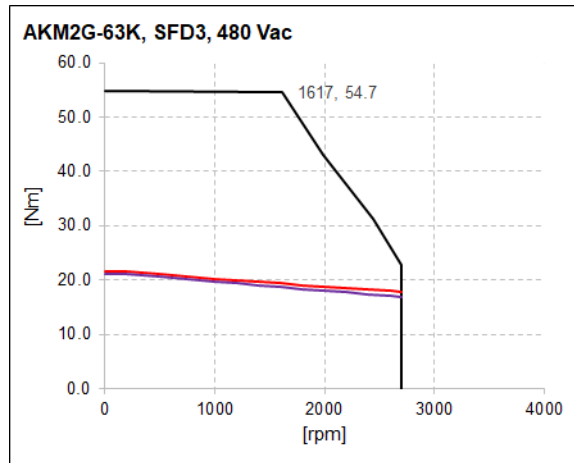
[b] Vbus: 240 VAC






[c] Vbus: 400 VAC



[d] Vbus: 480 VAC



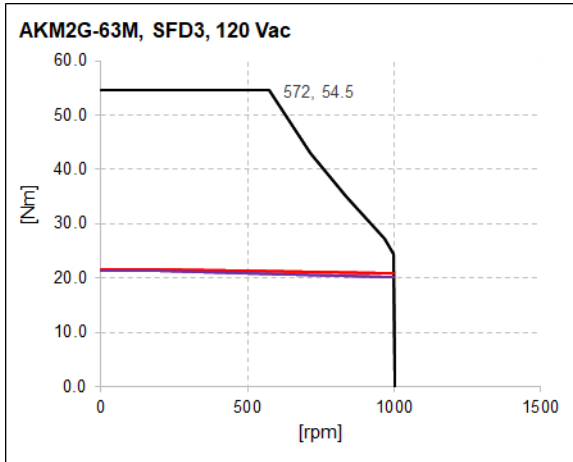
	Peak Torque [Tp]
	Continuous duty S1 [Tc], no brake, no shaft seal
	Continuous duty S1 [Tc], add brake, add shaft seal



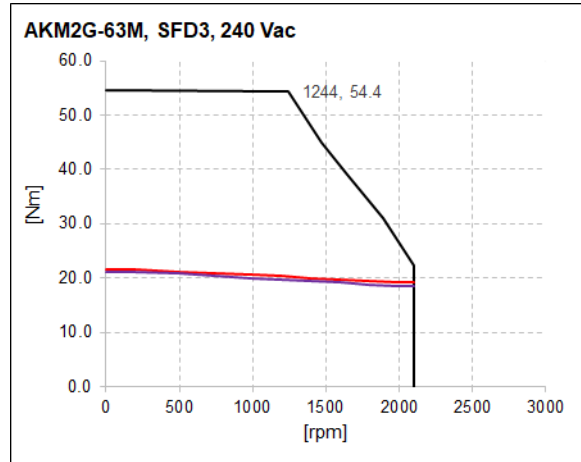
### 5.49 AKM2G-63M [SFD3 Feedback]

Part Number: AKM2G-63MxxxxCAxx

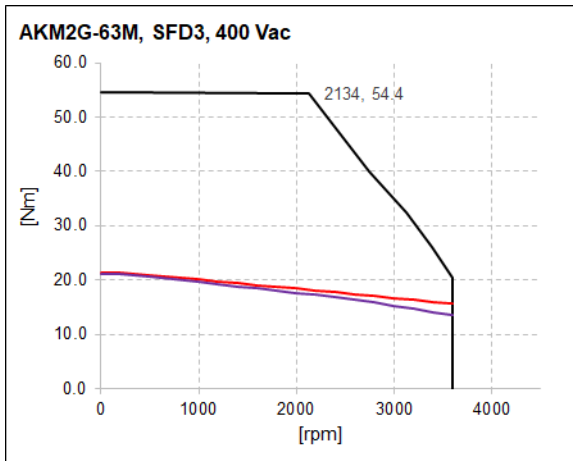
[a] Vbus: 120 VAC



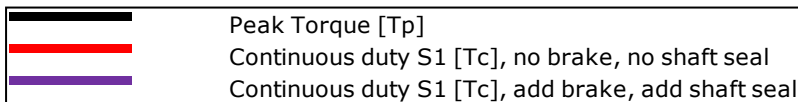
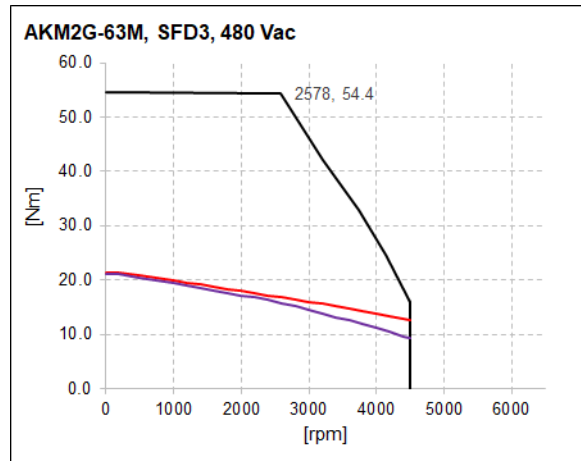
[b] Vbus: 240 VAC



[c] Vbus: 400 VAC



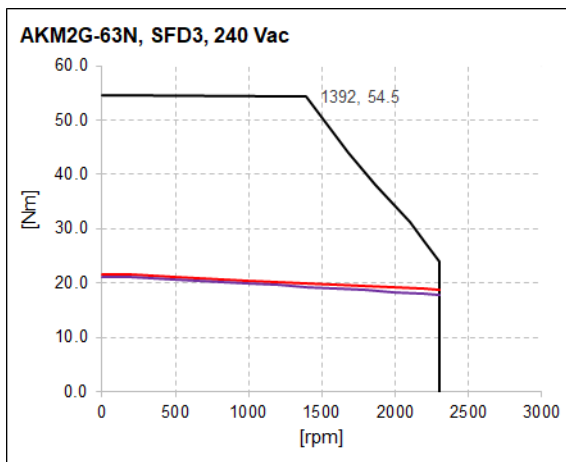
[d] Vbus: 480 VAC



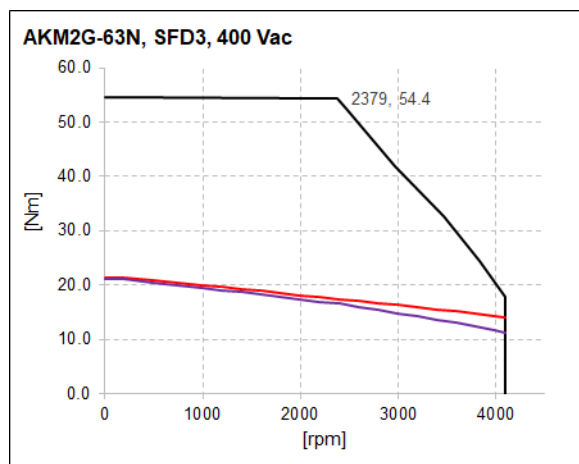
### 5.50 AKM2G-63N [SFD3 Feedback]




Part Number: AKM2G-63NxxxxCAxx

[b] Vbus: 240 VAC



[c] Vbus: 400 VAC

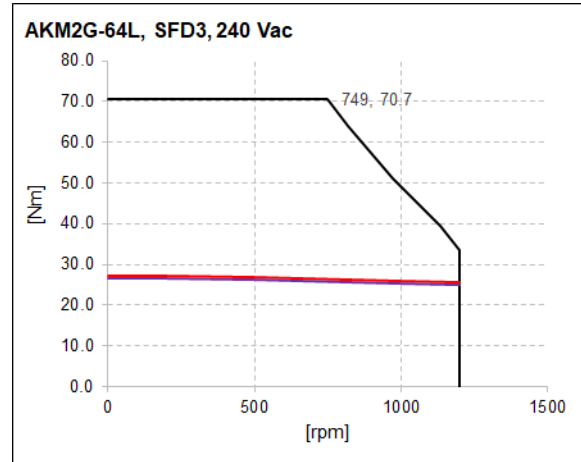


	Peak Torque [Tp]
	Continuous duty S1 [Tc], no brake, no shaft seal
	Continuous duty S1 [Tc], add brake, add shaft seal

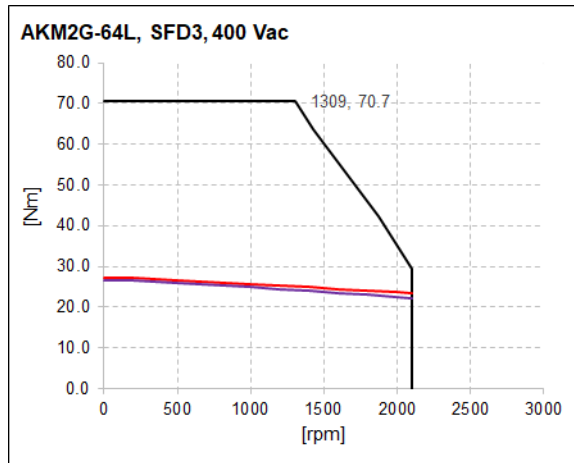
### 5.51 AKM2G-64L [SFD3 Feedback]

Part Number: AKM2G-64LxxxxCAxx

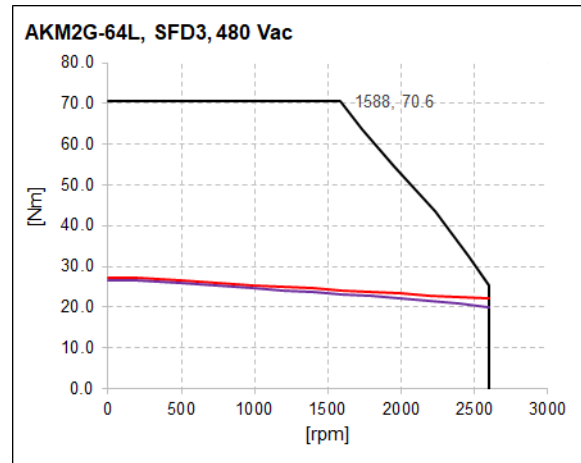
[b] Vbus: 240 VAC



[c] Vbus: 400 VAC



[d] Vbus: 480 VAC

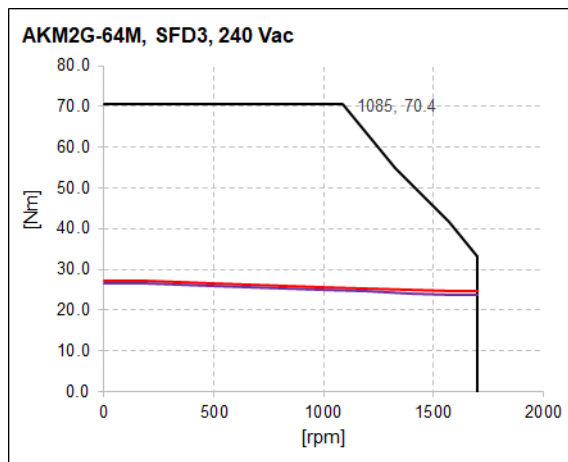


	Peak Torque [Tp]
	Continuous duty S1 [Tc], no brake, no shaft seal
	Continuous duty S1 [Tc], add brake, add shaft seal

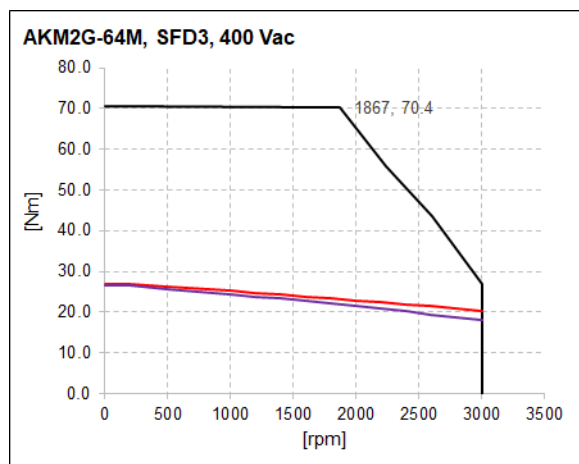
### 5.52 AKM2G-64M [SFD3 Feedback]

Part Number: AKM2G-64MxxxxCAxx

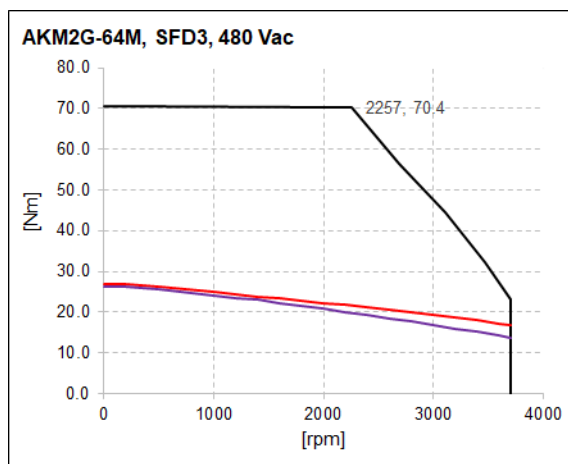
[b] Vbus: 240 VAC






[c] Vbus: 400 VAC



[d] Vbus: 480 VAC

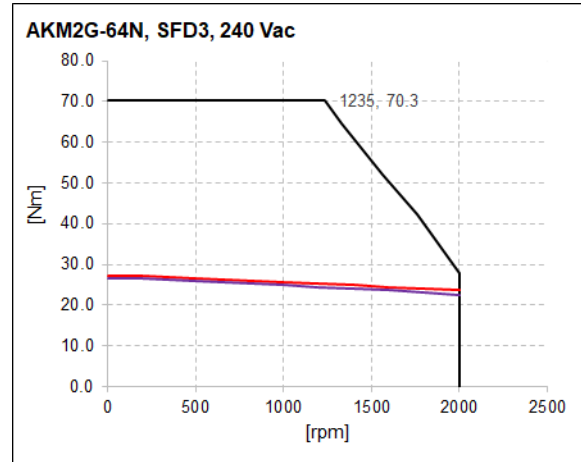


	Peak Torque [Tp]
	Continuous duty S1 [Tc], no brake, no shaft seal
	Continuous duty S1 [Tc], add brake, add shaft seal

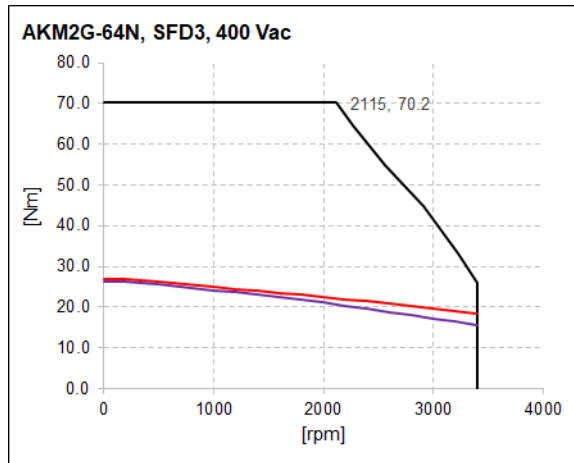
### 5.53 AKM2G-64N [SFD3 Feedback]

Part Number: AKM2G-64NxxxxCAxx

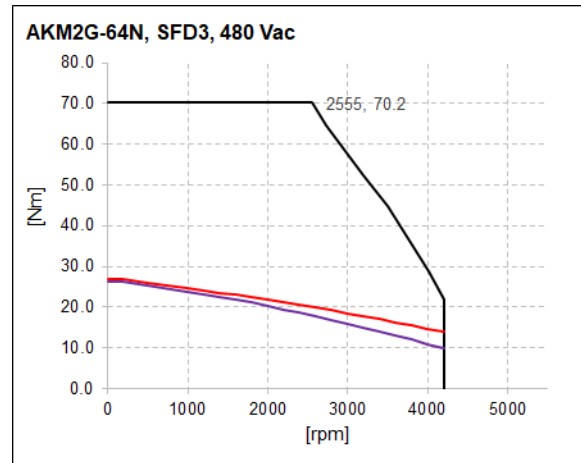
[b] Vbus: 240 VAC



[c] Vbus: 400 VAC



[d] Vbus: 480 VAC

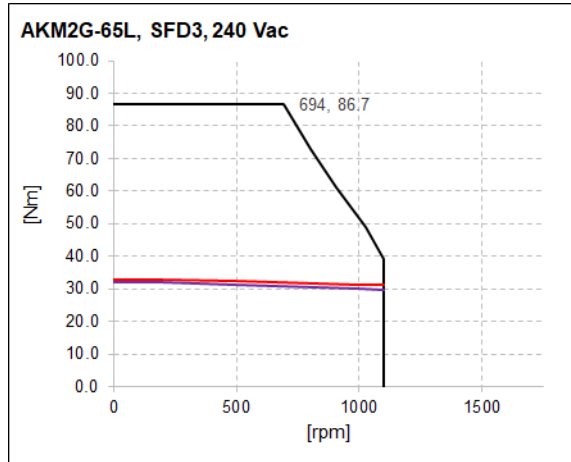


	Peak Torque [Tp]
	Continuous duty S1 [Tc], no brake, no shaft seal
	Continuous duty S1 [Tc], add brake, add shaft seal

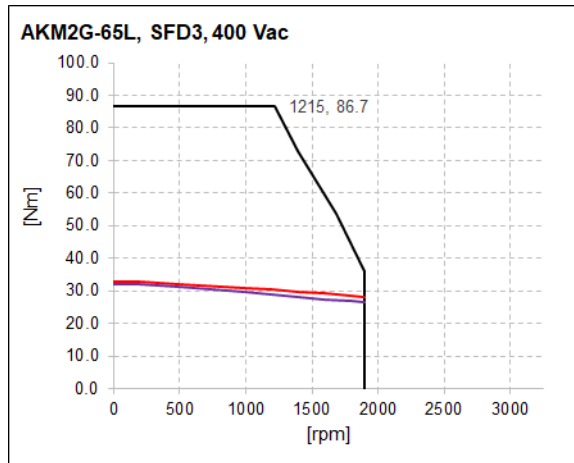
### 5.54 AKM2G-65L [SFD3 Feedback]

Part Number: AKM2G-65LxxxxCAxx

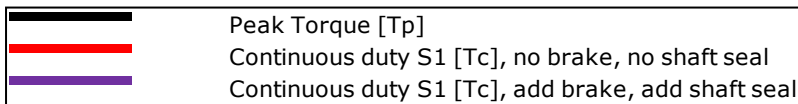
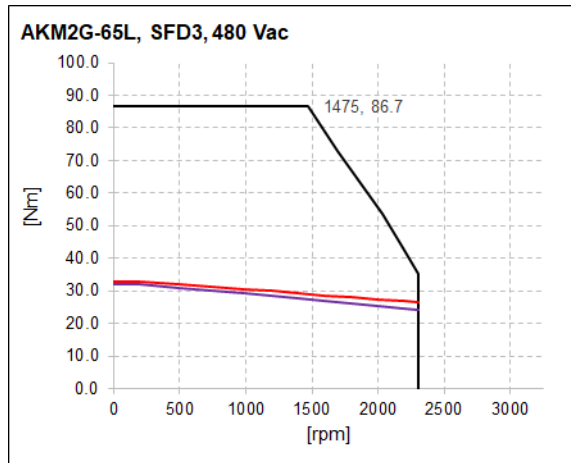
[b] Vbus: 240 VAC



[c] Vbus: 400 VAC



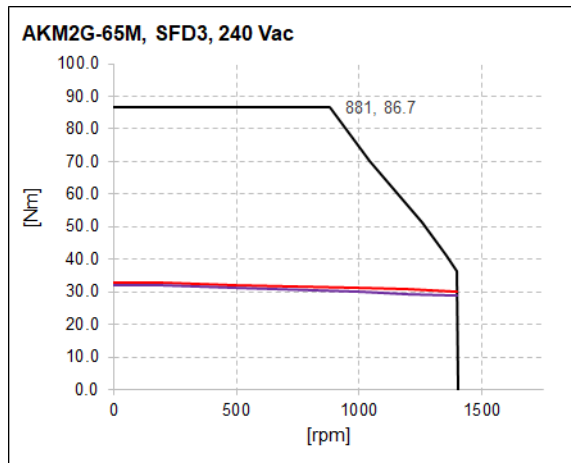
[d] Vbus: 480 VAC



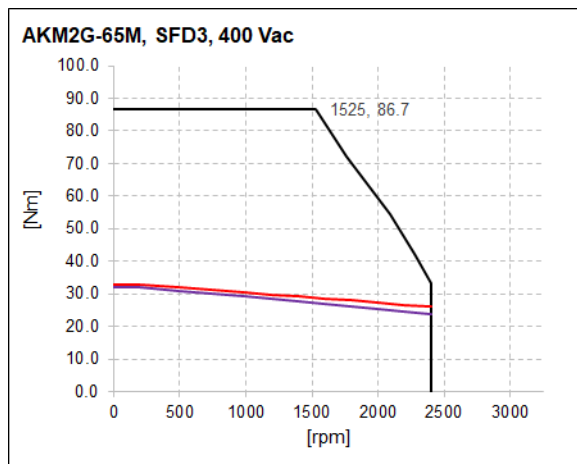
### 5.55 AKM2G-65M [SFD3 Feedback]

Part Number: AKM2G-65MxxxxCAxx

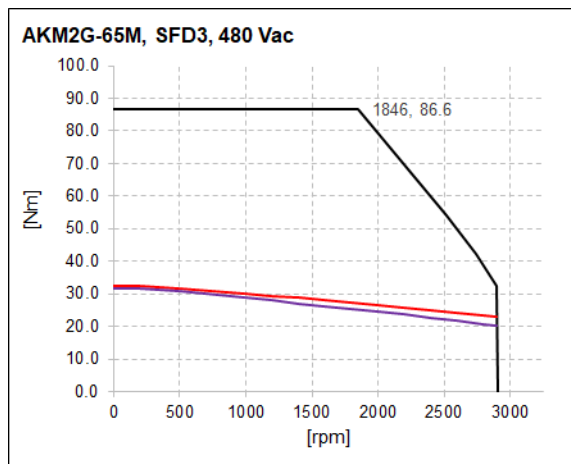
[b] Vbus: 240 VAC



[c] Vbus: 400 VAC



[d] Vbus: 480 VAC

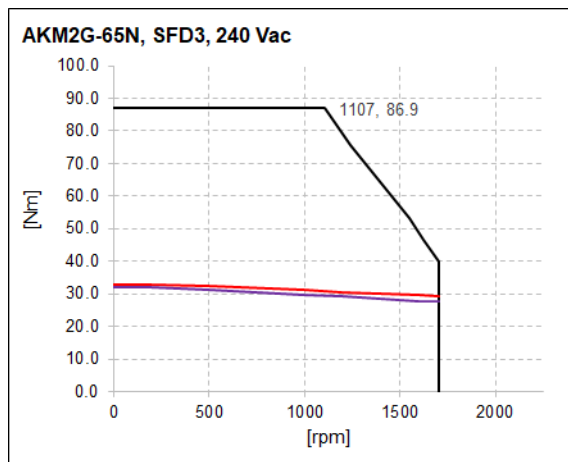


	Peak Torque [Tp]
	Continuous duty S1 [Tc], no brake, no shaft seal
	Continuous duty S1 [Tc], add brake, add shaft seal

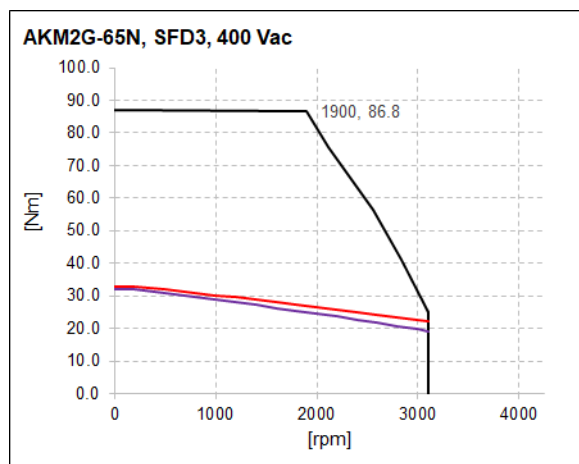
### 5.56 AKM2G-65N [SFD3 Feedback]

Part Number: AKM2G-65NxxxxCAxx

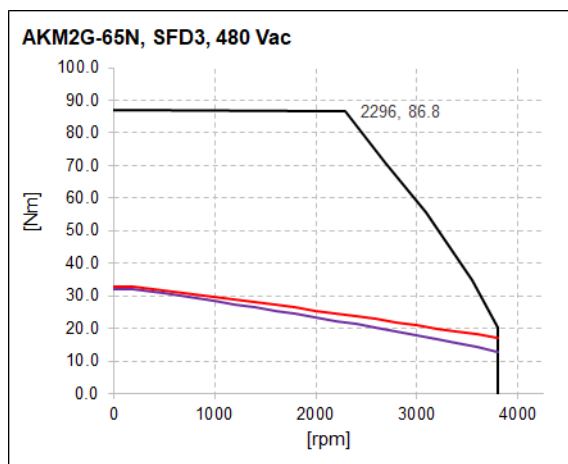
[b] Vbus: 240 VAC






[c] Vbus: 400 VAC



[d] Vbus: 480 VAC



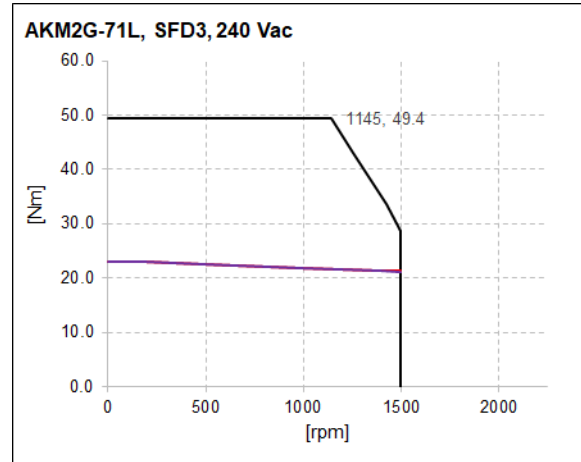
	Peak Torque [Tp]
	Continuous duty S1 [Tc], no brake, no shaft seal
	Continuous duty S1 [Tc], add brake, add shaft seal



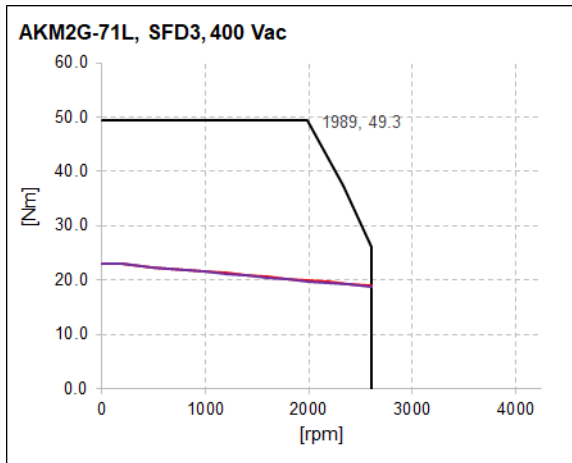
### 5.57 AKM2G-71L [SFD3 Feedback]

Part Number: AKM2G-71LxxxxCAxx

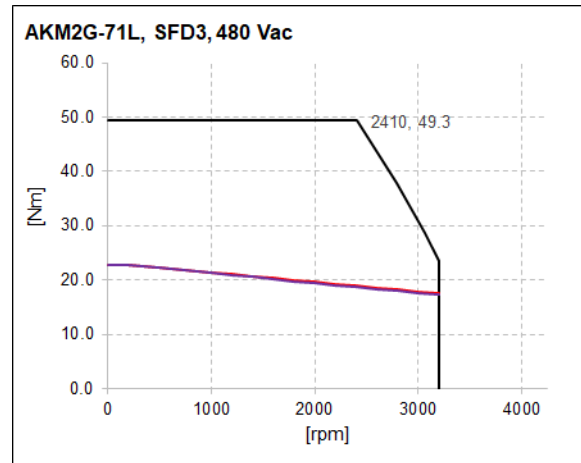
[b] Vbus: 240 VAC






[c] Vbus: 400 VAC



[d] Vbus: 480 VAC

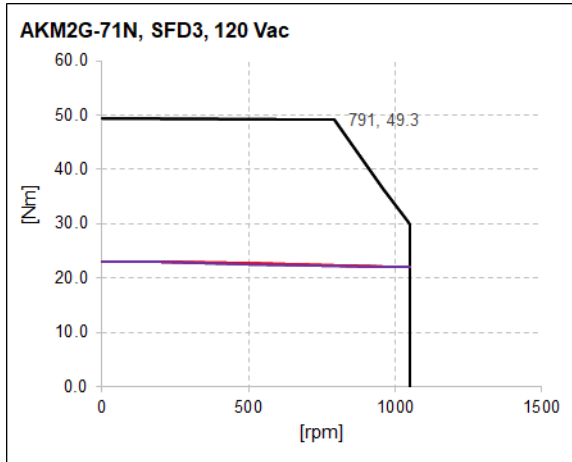


	Peak Torque [Tp]
	Continuous duty S1 [Tc], no brake, no shaft seal
	Continuous duty S1 [Tc], add brake, add shaft seal

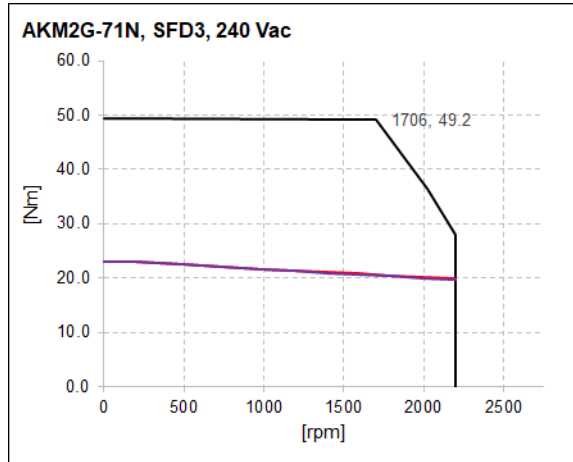
### 5.58 AKM2G-71N [SFD3 Feedback]

Part Number: AKM2G-71NxxxxCAxx

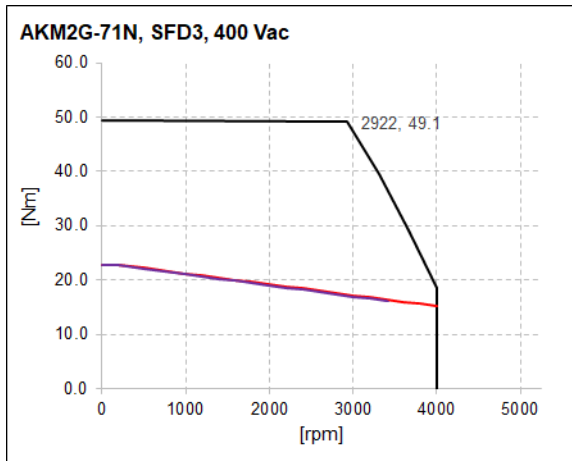
[a] Vbus: 120 VAC



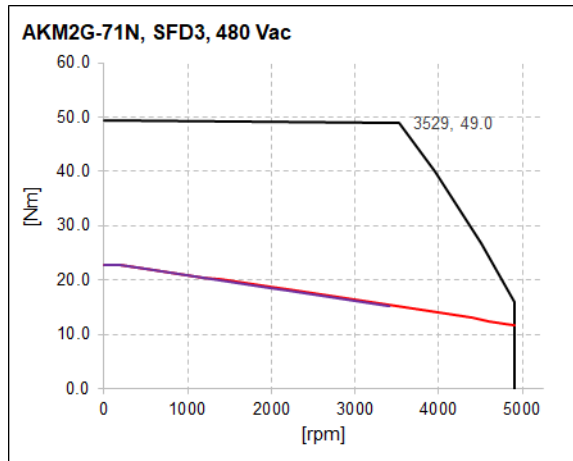
[b] Vbus: 240 VAC






[c] Vbus: 400 VAC



[d] Vbus: 480 VAC

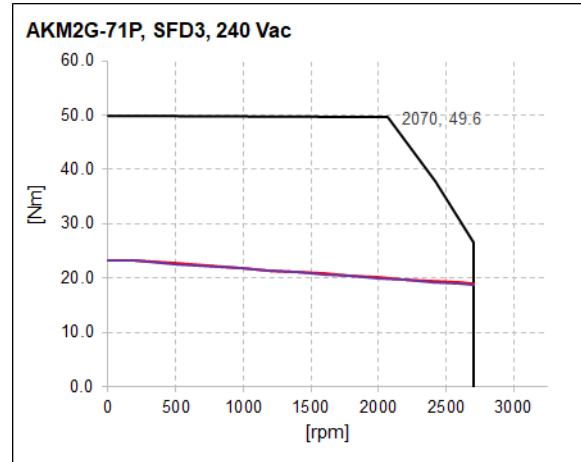


	Peak Torque [Tp]
	Continuous duty S1 [Tc], no brake, no shaft seal
	Continuous duty S1 [Tc], add brake, add shaft seal

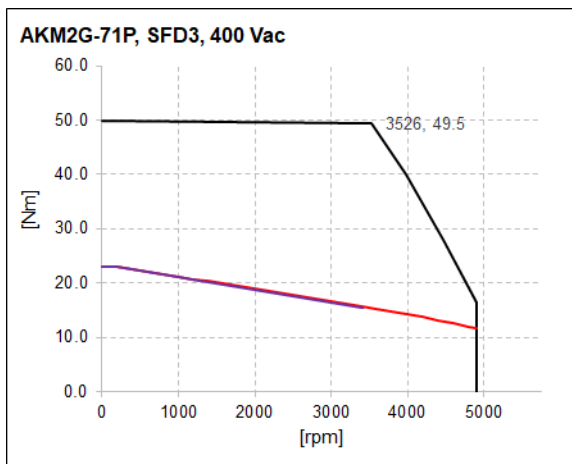
### 5.59 AKM2G-71P [SFD3 Feedback]




Part Number: AKM2G-71PxxxxCAxx

[b] Vbus: 240 VAC



[c] Vbus: 400 VAC

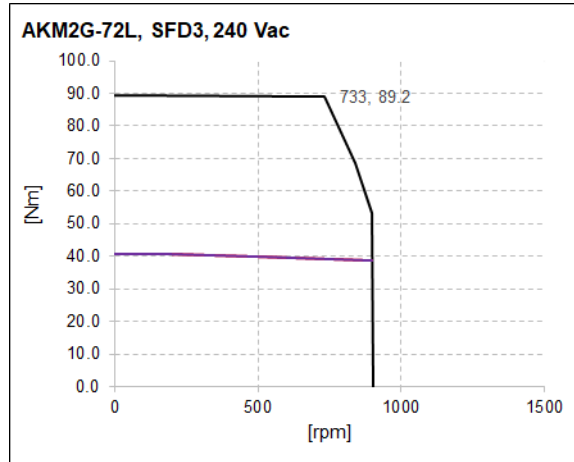


	Peak Torque [Tp]
	Continuous duty S1 [Tc], no brake, no shaft seal
	Continuous duty S1 [Tc], add brake, add shaft seal

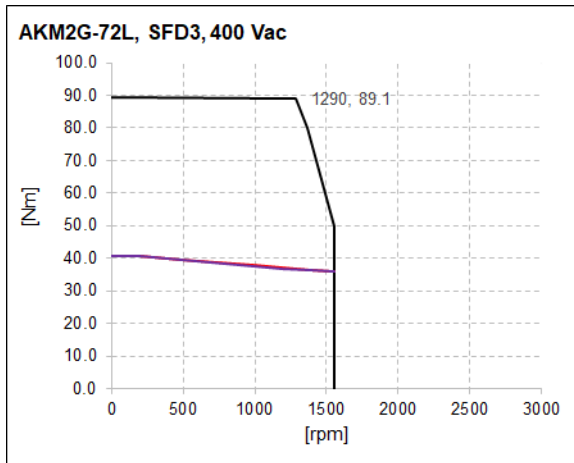
### 5.60 AKM2G-72L [SFD3 Feedback]

Part Number: AKM2G-72LxxxxCAxx

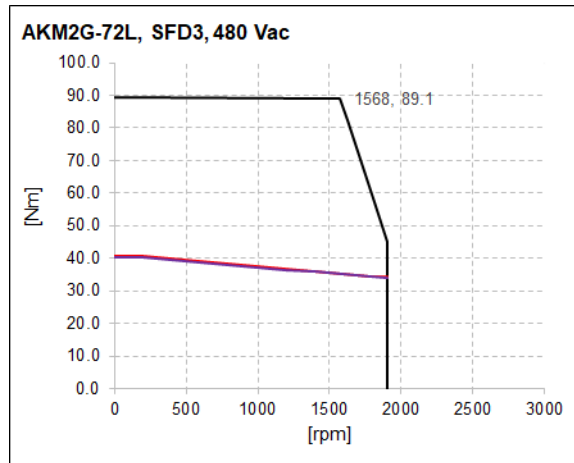
[b] Vbus: 240 VAC



[c] Vbus: 400 VAC



[d] Vbus: 480 VAC

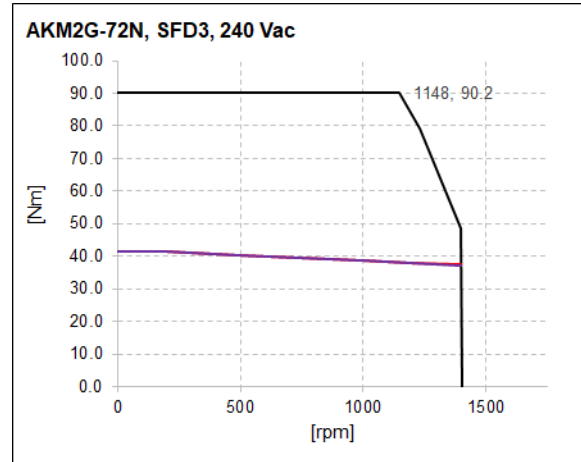


	Peak Torque [Tp]
	Continuous duty S1 [Tc], no brake, no shaft seal
	Continuous duty S1 [Tc], add brake, add shaft seal

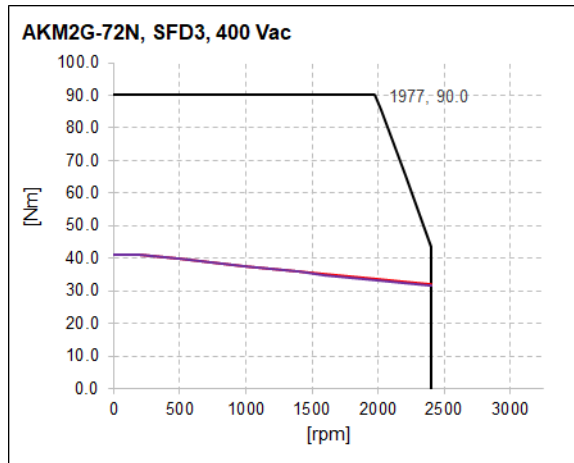
### 5.61 AKM2G-72N [SFD3 Feedback]

Part Number: AKM2G-72NxxxxCAxx

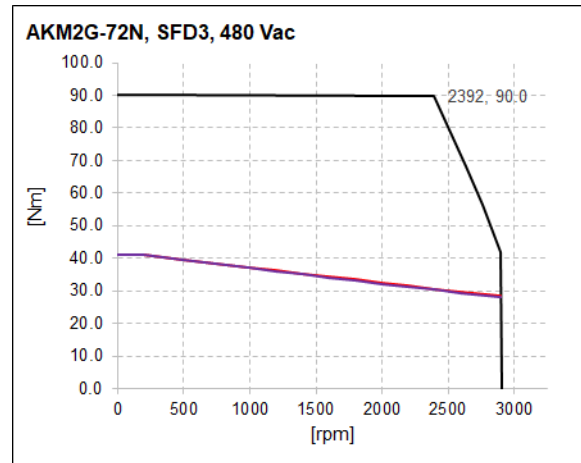
[b] Vbus: 240 VAC






[c] Vbus: 400 VAC



[d] Vbus: 480 VAC

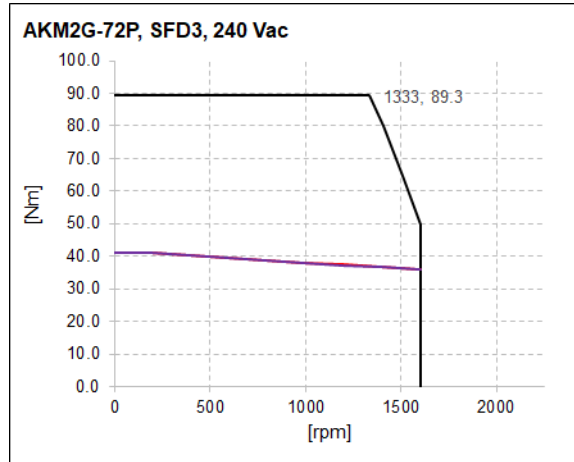


	Peak Torque [Tp]
	Continuous duty S1 [Tc], no brake, no shaft seal
	Continuous duty S1 [Tc], add brake, add shaft seal

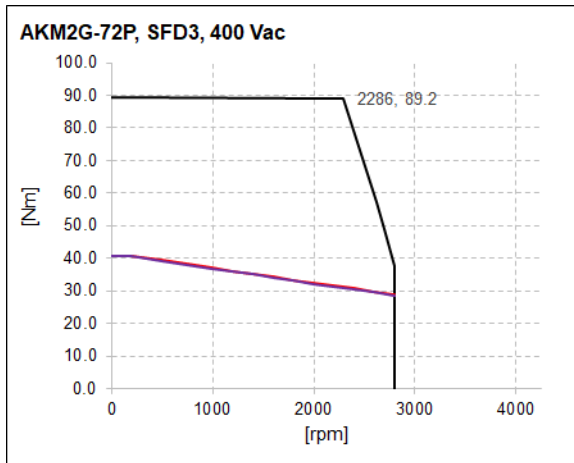
### 5.62 AKM2G-72P [SFD3 Feedback]

Part Number: AKM2G-72PxxxxCAxx

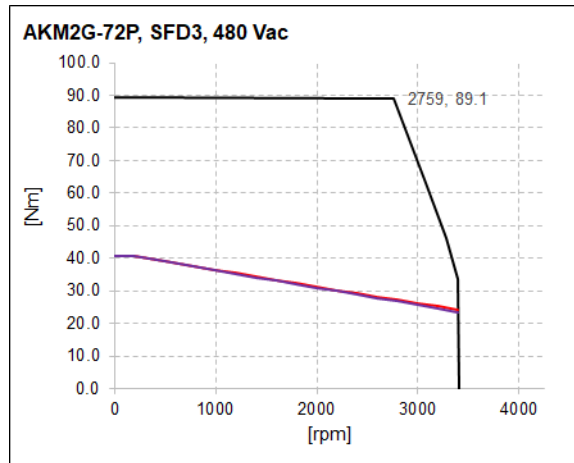
[b] Vbus: 240 VAC






[c] Vbus: 400 VAC



[d] Vbus: 480 VAC

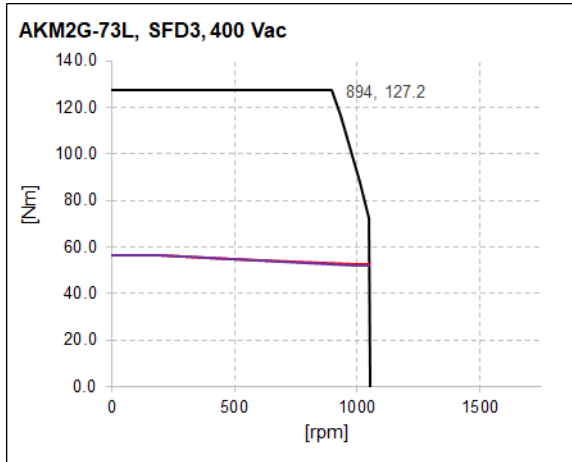


	Peak Torque [Tp]
	Continuous duty S1 [Tc], no brake, no shaft seal
	Continuous duty S1 [Tc], add brake, add shaft seal

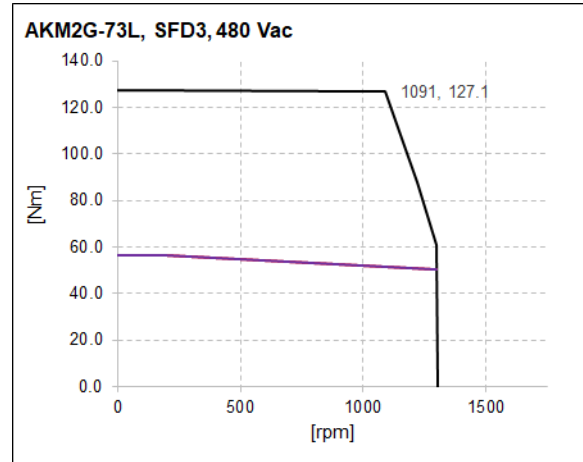
### 5.63 AKM2G-73L [SFD3 Feedback]




Part Number: AKM2G-73LxxxxCAxx

[c] Vbus: 400 VAC



[d] Vbus: 480 VAC

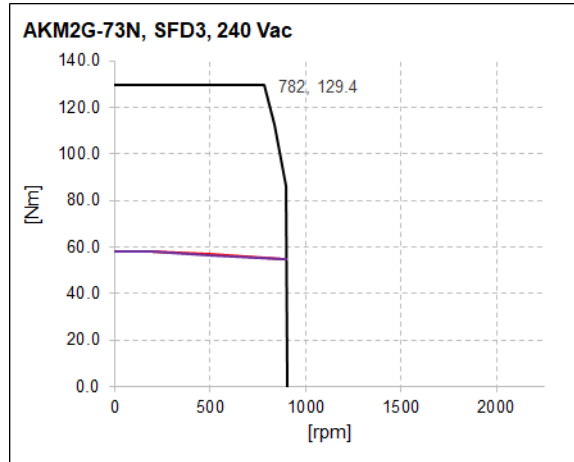


	Peak Torque [Tp]
	Continuous duty S1 [Tc], no brake, no shaft seal
	Continuous duty S1 [Tc], add brake, add shaft seal

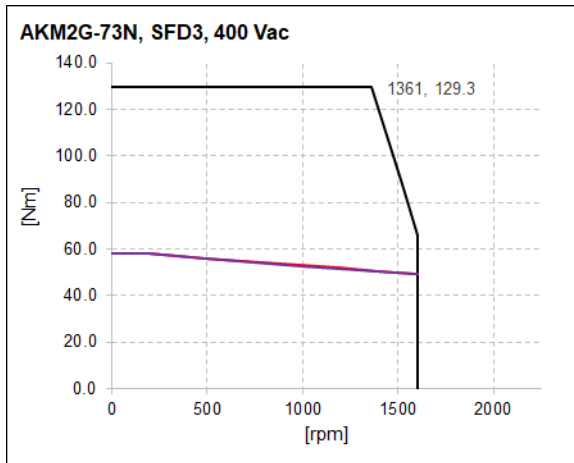
### 5.64 AKM2G-73N [SFD3 Feedback]

Part Number: AKM2G-73NxxxxCAxx

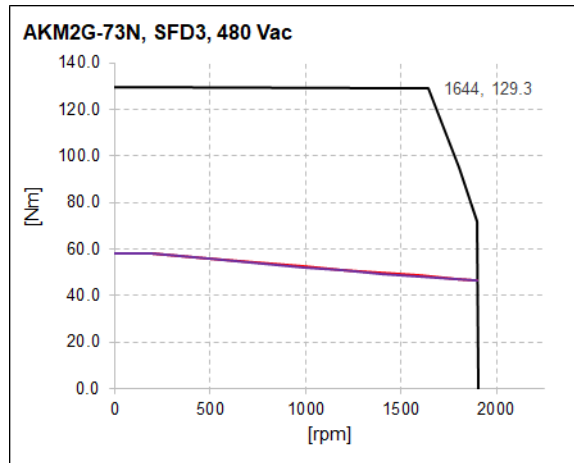
[b] Vbus: 240 VAC



[c] Vbus: 400 VAC



[d] Vbus: 480 VAC



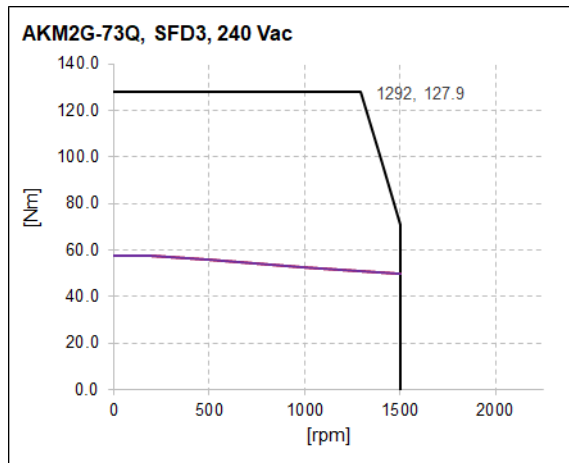
	Peak Torque [Tp]
	Continuous duty S1 [Tc], no brake, no shaft seal
	Continuous duty S1 [Tc], add brake, add shaft seal



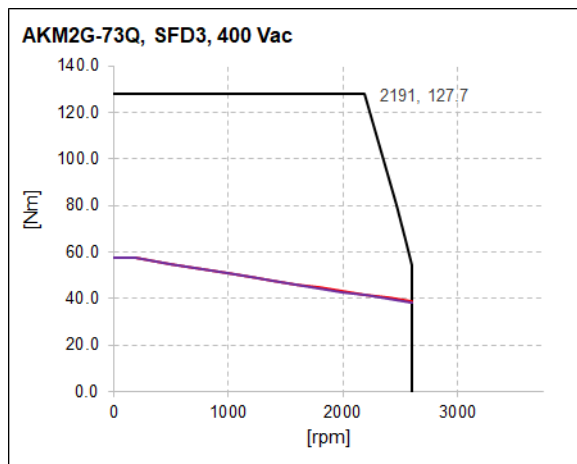
### 5.65 AKM2G-73Q [SFD3 Feedback]

Part Number: AKM2G-73QxxxxCAxx

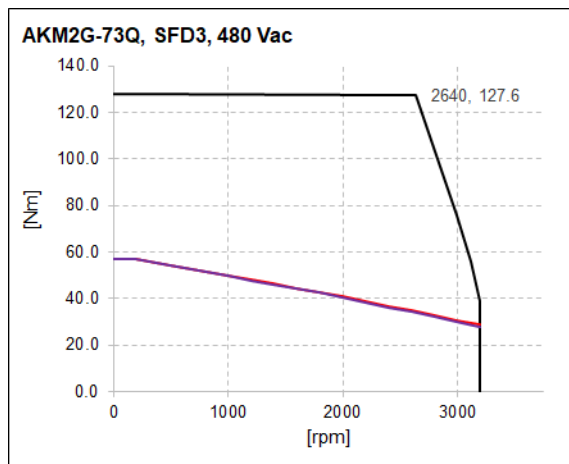
[b] Vbus: 240 VAC



[c] Vbus: 400 VAC



[d] Vbus: 480 VAC

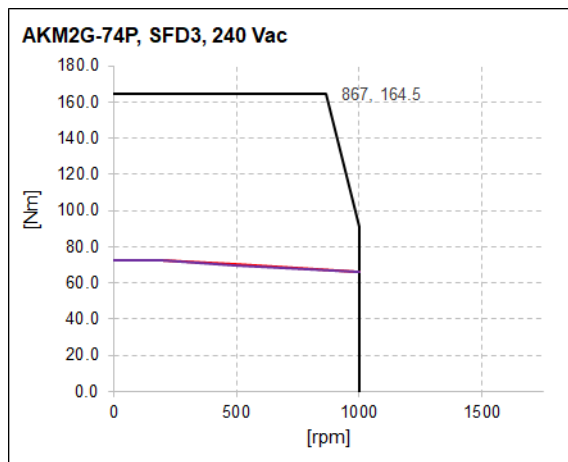


	Peak Torque [Tp]
	Continuous duty S1 [Tc], no brake, no shaft seal
	Continuous duty S1 [Tc], add brake, add shaft seal

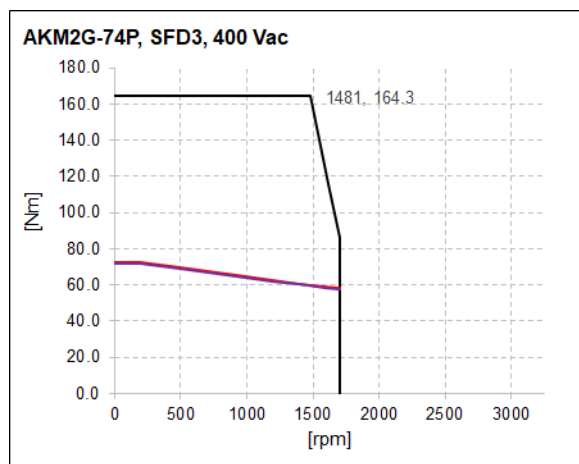
### 5.66 AKM2G-74P [SFD3 Feedback]

Part Number: AKM2G-74PxxxxCAxx

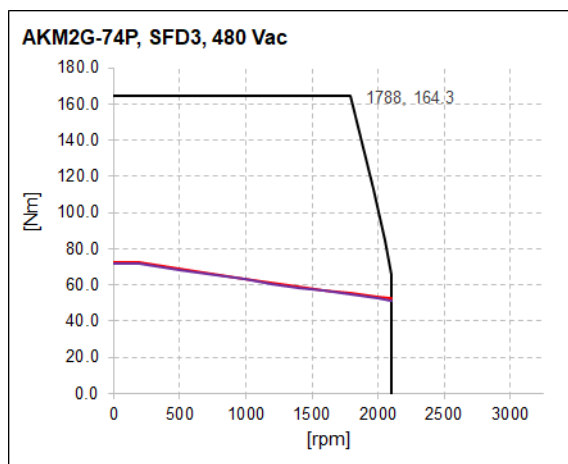
[b] Vbus: 240 VAC



[c] Vbus: 400 VAC



[d] Vbus: 480 VAC

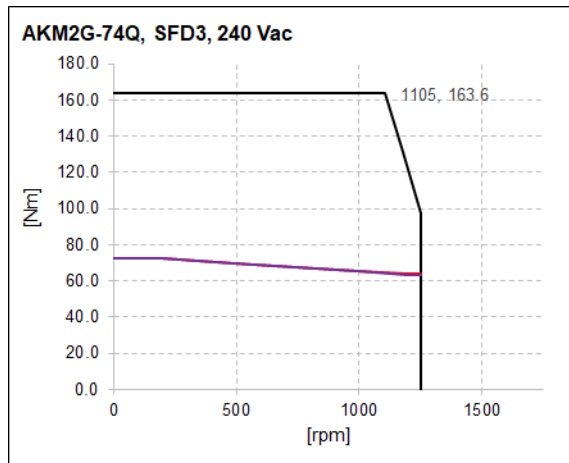


	Peak Torque [Tp]
	Continuous duty S1 [Tc], no brake, no shaft seal
	Continuous duty S1 [Tc], add brake, add shaft seal

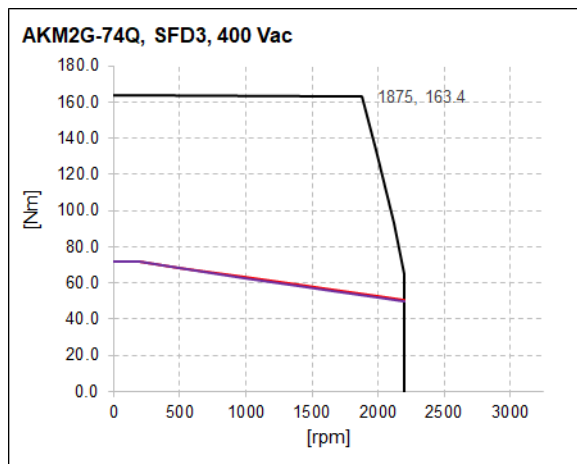
### 5.67 AKM2G-74Q [SFD3 Feedback]

Part Number: AKM2G-74QxxxxCAxx

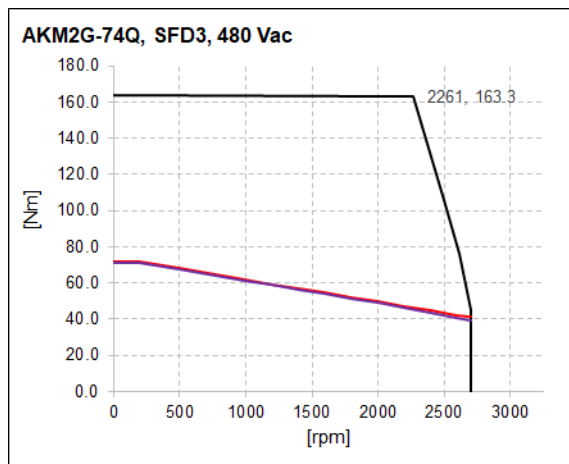
[b] Vbus: 240 VAC



[c] Vbus: 400 VAC



[d] Vbus: 480 VAC

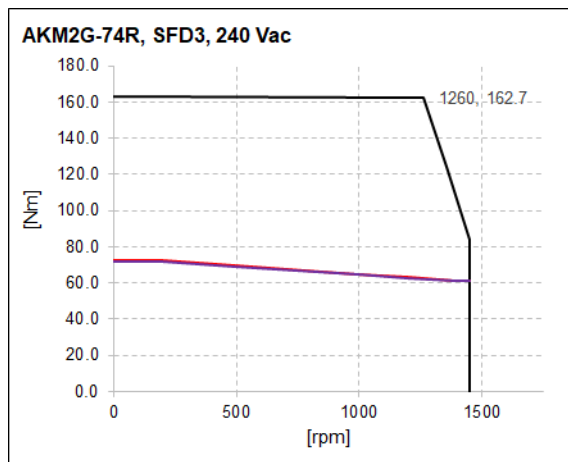


	Peak Torque [Tp]
	Continuous duty S1 [Tc], no brake, no shaft seal
	Continuous duty S1 [Tc], add brake, add shaft seal

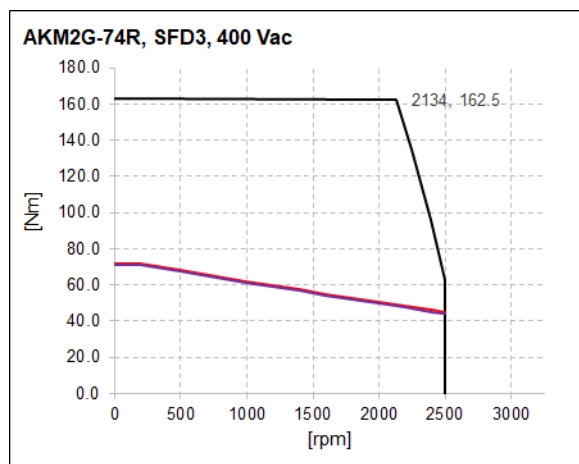
### 5.68 AKM2G-74R [SFD3 Feedback]

Part Number: AKM2G-74RxxxxCAxx

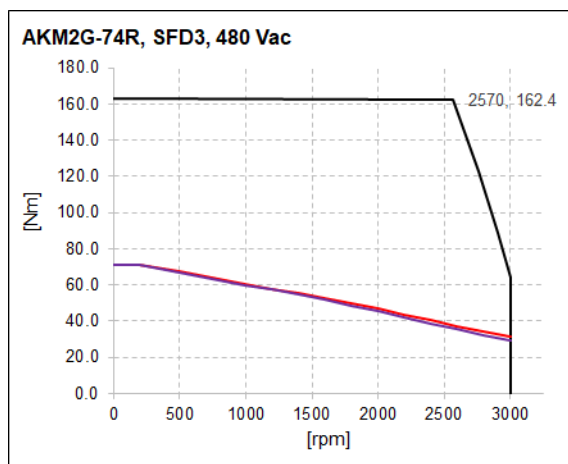
[b] Vbus: 240 VAC



[c] Vbus: 400 VAC



[d] Vbus: 480 VAC



	Peak Torque [Tp]
	Continuous duty S1 [Tc], no brake, no shaft seal
	Continuous duty S1 [Tc], add brake, add shaft seal



## About KOLLMORGEN

Kollmorgen is a leading provider of motion systems and components for machine builders. Through world-class knowledge in motion, industry-leading quality and deep expertise in linking and integrating standard and custom products, Kollmorgen delivers breakthrough solutions that are unmatched in performance, reliability and ease-of-use, giving machine builders an irrefutable marketplace advantage.



Join the [Kollmorgen Developer Network](#) for product support. Ask the community questions, search the knowledge base for answers, get downloads, and suggest improvements.

### North America

#### KOLLMORGEN

201 West Rock Road  
Radford, VA 24141, USA

**Web:** [www.kollmorgen.com](http://www.kollmorgen.com)  
**Mail:** [support@kollmorgen.com](mailto:support@kollmorgen.com)  
**Tel.:** +1 - 540 - 633 - 3545  
**Fax:** +1 - 540 - 639 - 4162

### Europa

#### KOLLMORGEN Europe GmbH

Pempelfurtstr. 1  
40880 Ratingen, Germany

**Web:** [www.kollmorgen.com](http://www.kollmorgen.com)  
**Mail:** [technik@kollmorgen.com](mailto:technik@kollmorgen.com)  
**Tel.:** +49 - 2102 - 9394 - 0  
**Fax:** +49 - 2102 - 9394 - 3155

### South America

#### KOLLMORGEN

Avenida João Paulo Ablas, 2970  
Jardim da Glória, Cotia – SP  
CEP 06711-250, Brazil

**Web:** [www.kollmorgen.com](http://www.kollmorgen.com)  
**Mail:** [contato@kollmorgen.com](mailto:contato@kollmorgen.com)  
**Tel.:** +55 11 4615-6300

### China and SEA

#### KOLLMORGEN Asia

Room 302, Building 5, Lihpao Plaza,  
88 Shenbin Road, Minhang District,  
Shanghai, China

**Web:** [www.kollmorgen.cn](http://www.kollmorgen.cn)  
**Mail:** [sales.china@kollmorgen.com](mailto:sales.china@kollmorgen.com)  
**Tel.:** +86 - 400 668 2802

**KOLLMORGEN**<sup>®</sup>

*Because Motion Matters™*